

THIS DRAWING IS UNPUBLISHED.

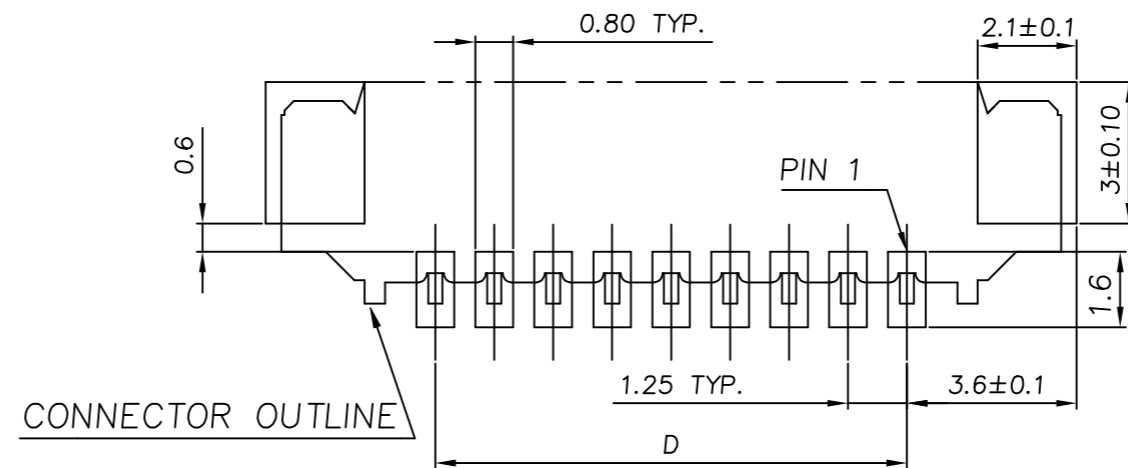
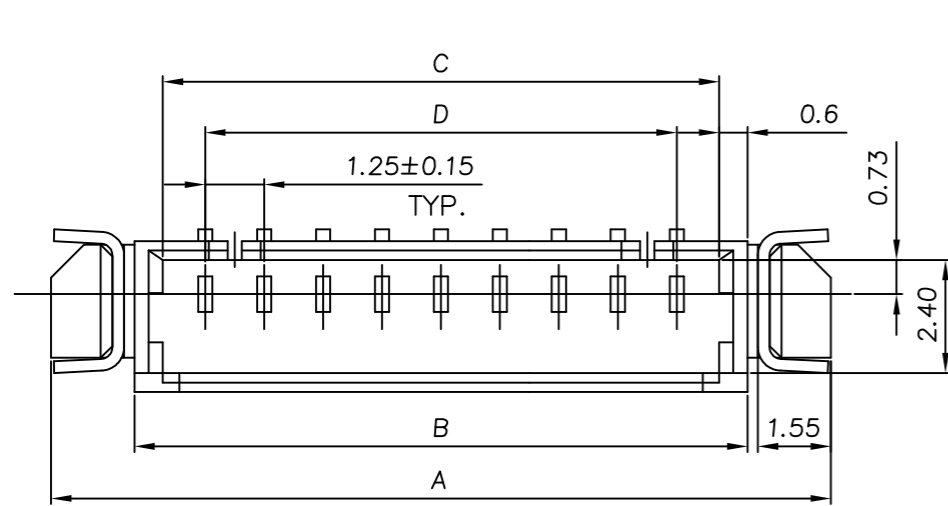
RELEASED FOR PUBLICATION

REVISIONS

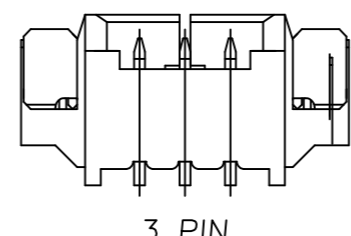
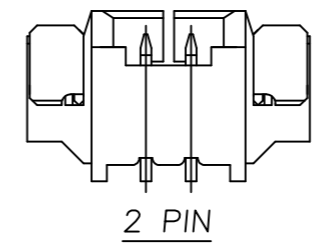
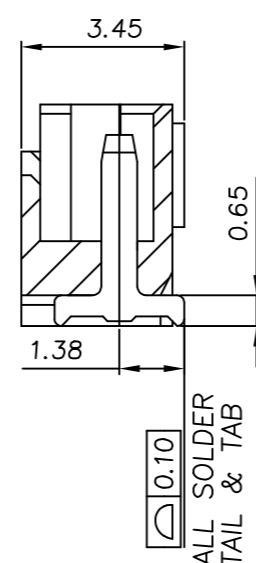
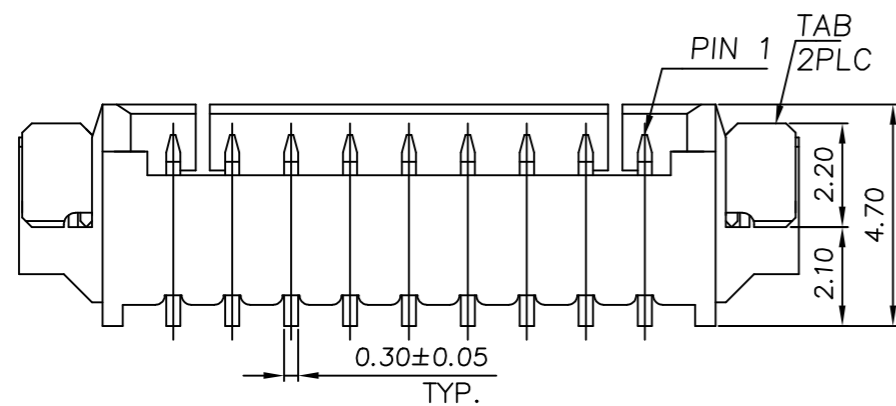
© COPYRIGHT - TE Connectivity Ltd.

ALL RIGHTS RESERVED.

P	LTR	DESCRIPTION	DATE	DWN	APVD
	A3	ECR-19-007134	27FEB2019	T.Q	W.H



RECOMMENDED PCB LAYOUT  
TOLERANCE: ±0.05



MIN. GOLD	1.25	3.05	4.25	7.79	2	5-1734261-2
	17.50	19.30	20.50	24.04	15	4-1734261-5
	16.25	18.05	19.25	22.79	14	4-1734261-4
	15.00	16.80	18.00	21.54	13	4-1734261-3
	13.75	15.55	16.75	20.29	12	4-1734261-2
	12.50	14.30	15.50	19.04	11	4-1734261-1
	11.25	13.05	14.25	17.79	10	4-1734261-0
	10.00	11.80	13.00	16.54	9	3-1734261-9
	8.75	10.55	11.75	15.29	8	3-1734261-8
	7.50	9.30	10.50	14.04	7	3-1734261-7
	6.25	8.05	9.25	12.79	6	3-1734261-6
	5.00	6.80	8.00	11.54	5	3-1734261-5
	3.75	5.55	6.75	10.29	4	3-1734261-4
	2.50	4.30	5.50	9.04	3	3-1734261-3
	1.25	3.05	4.25	7.79	2	3-1734261-2
MIN. MATTE-TIN	17.50	19.30	20.50	24.04	15	1-1734261-5
	16.25	18.05	19.25	22.79	14	1-1734261-4
	15.00	16.80	18.00	21.54	13	1-1734261-3
	13.75	15.55	16.75	20.29	12	1-1734261-2
	12.50	14.30	15.50	19.04	11	1-1734261-1
	11.25	13.05	14.25	17.79	10	1-1734261-0
	10.00	11.80	13.00	16.54	9	1734261-9
	8.75	10.55	11.75	15.29	8	1734261-8
	7.50	9.30	10.50	14.04	7	1734261-7
	6.25	8.05	9.25	12.79	6	1734261-6
	5.00	6.80	8.00	11.54	5	1734261-5
	3.75	5.55	6.75	10.29	4	1734261-4
	2.50	4.30	5.50	9.04	3	1734261-3
	1.25	3.05	4.25	7.79	2	1734261-2

- NOTE:
- 1. MATERIAL: HOUSING: HIGH TEMP. THERMOPLASTIC, UL 94V-0, COLOR: NATURAL. CONTACTS: PHOSPHOR BRONZE. TAB: PHOSPHOR BRONZE.
  - 2. FINISH: CONTACTS: (SEE TABLE) OVER 50u" MIN. NICKEL PLATED. TAB: 100u" MIN. MATTE-TIN OVER 50u" MIN. NICKEL PLATED.
  - 3. NO TE LOGO AND DATE CODE ON THE PRODUCT.
  - 4. LOCKING WINDOW: ON PLACE FOR 2 AND 3 CONTACTS, TWO PLACES FOR MORE THAN 3 CONTACTS.
  - 5. RECOMMENDED PART NUMBER OF CABLE ASSEMBLY: HOUSING: X-440146-X CONTACT: 440147-2(GOLD PLATED)/1734193-1(TIN PLATED).
  - 6. MATERIAL: HOUSING: HIGH TEMP. THERMOPLASTIC, UL 94V-0, COLOR: BLACK. CONTACTS: PHOSPHOR BRONZE. TAB: PHOSPHOR BRONZE.

THIS DRAWING IS A CONTROLLED DOCUMENT.

DIMENSIONS: mm	TOLERANCES UNLESS OTHERWISE SPECIFIED:	DWN Tommy Qian 21DEC2017	TE Connectivity Ltd.
		CHK Wenke He 21DEC2017	
		APVD Wenke He 21DEC2017	NAME
		PRODUCT SPEC	WIRE TO BOARD MALE HEADER
		APPLICATION SPEC	1.25MM PITCH, SMT, RIGHT ANGLE
MATERIAL SEE NOTE	FINISH SEE NOTE	WEIGHT -	SIZE A3 CAGE CODE 00779 DRAWING NO C=1734261 RESTRICTED TO -
		CUSTOMER DRAWING	SCALE N/A SHEET 1 OF 2 REV A3

4

3

2

1

THIS DRAWING IS UNPUBLISHED.

RELEASED FOR PUBLICATION

- . - .

REVISIONS

© COPYRIGHT - TE Connectivity Ltd.

ALL RIGHTS RESERVED.

P	LTR	DESCRIPTION	DATE	DWN	APVD
-	-	SEE SHEET 1	-	-	-

ADHESIVE TAPE  
PULL OUT DIRECTION

$\phi 13$

$\phi 330$

$W+0.40$

$W \pm 0.30$

4.00  
2.00  
 $\phi 1.50$

3.90

CARRIER FOR 2 TO 7 PIN

PULL OUT DIRECTION

COVER TAPE

160 MIN  
230 MIN  
160 MIN.

TAIL PART (EMPTY)  
COMPONENT SUPPLIER  
LEADER PART (EMPTY)

$W \pm 0.30$

4.00  
2.00  
 $\phi 1.50$

3.90

1.50  
12.00  
1.70

CARRIER FOR 8 TO 15PIN

NOTE: 1. CARTON DIMENSION: 340X340X250

15				
14	44.0	1000/REEL	4	4000
13				
12				
11				
10	32.0	1000/REEL	6	6000
9				
8				
7				
6	24.0	1000/REEL	7	7000
5				
4				
3	16.0	1000/REEL	10	10000
2				
NO. OF PIN	DIM W	PACKING	REELS/CARTON	PCS/REEL

THIS DRAWING IS A CONTROLLED DOCUMENT.		DWN	21DEC2017	TE Connectivity Ltd.	
		CHK	21DEC2017	TE Connectivity Ltd.	
DIMENSIONS: mm		TOLERANCES UNLESS OTHERWISE SPECIFIED:		NAME	
		0 PLC $\pm -$		108-57273	
		1 PLC $\pm 0.38$		APPLICATION SPEC	
		2 PLC $\pm 0.25$		501-57299	
		3 PLC $\pm -$		WEIGHT	
		4 PLC $\pm -$		A3 00779 C=1734261	
		ANGLES $\pm 0'30''$		RESTRICTED TO	
MATERIAL SEE NOTE		FINISH SEE NOTE		SCALE N/A SHEET 2 OF 2 REV A3	
		CUSTOMER DRAWING			

1470-19 (1/15)