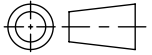
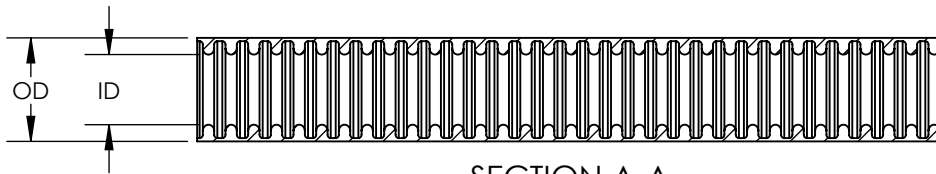
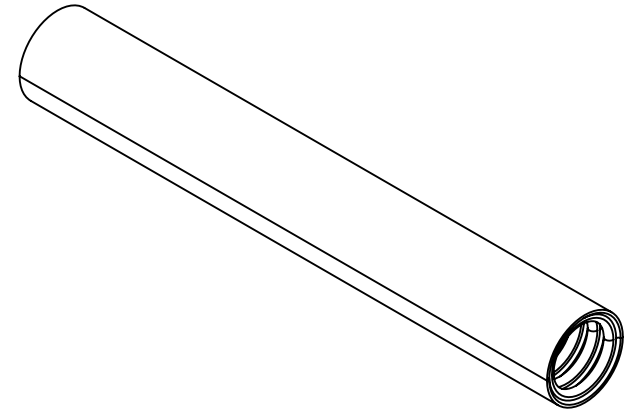
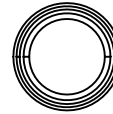
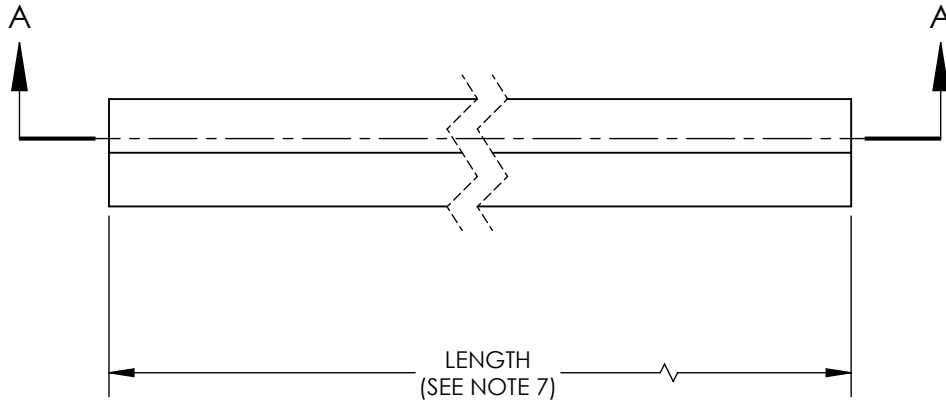


SW2014



| | | | | | | | |
|----------------|----------------|------|-----------------|---------|------------|----------|------------|
| Revision level | | | Revision Record | Changed | Date | Approved | Date |
| Drawing | State | Part | | | | | |
| 00.0 | Design Release | | SEE ECN# 013638 | GRW | 11/30/2016 | KAC | 11/30/2016 |



SECTION A-A

- NOTES:
1. FLAMMABILITY SELF-EXTINGUISHING (EN613861)
 2. OPERATING TEMPERATURE -76° F TO +302° F (-60° C TO +150° C)
 3. RoHS
 4. HF
 5. USE WITH HELAGUARD LTP OR LTPUL SERIES METALLIC FITTINGS FOR IP66 + IP67 + IP68 + IP69 RATINGS
 6. MANUFACTURED TO UL360 REQUIREMENTS
 7. CONSULT FACTORY OR WEBSITE FOR AVAILABLE LENGTHS

| Conduit Nominal Size | | HellermannTyton Item Number | Man'f Part Reference | Outside Dimension (OD) | | Inside Dimension (ID) | | Minimum Bend Radius | |
|----------------------|------|-----------------------------|----------------------|------------------------|------|-----------------------|------|---------------------|-------|
| inches | mm | | | in | mm | in | mm | in | mm |
| 1/4 | 10.0 | LTPHC10B-25M | LTPHC10 | 0.46 | 11.8 | 0.28 | 7.0 | 1.38 | 35.0 |
| 5/16 | 12.0 | LTPHC12B-25M | LTPHC20 | 0.56 | 14.2 | 0.39 | 10.0 | 1.57 | 40.0 |
| 3/8 | 16.0 | LTPHC16B-25M | LTPHC16 | 0.70 | 17.8 | 0.50 | 12.6 | 1.77 | 45.0 |
| 1/2 | 20.0 | LTPHC20B-25M | LTPHC20 | 0.83 | 21.1 | 0.63 | 16.0 | 2.56 | 65.0 |
| 3/4 | 25.0 | LTPHC25B-25M | LTPHC25 | 1.04 | 26.4 | 0.83 | 21.0 | 3.94 | 100.0 |
| 1 | 32.0 | LTPHC32B-25M | LTPHC32 | 1.30 | 33.1 | 1.04 | 26.5 | 5.31 | 135.0 |
| 1-1/4 | 40.0 | LTPHC40B-10M | LTPHC40 | 1.65 | 41.8 | 1.39 | 35.4 | 6.89 | 175.0 |
| 1-1/2 | 50.0 | LTPHC50B-10M | LTPHC50 | 1.89 | 47.9 | 1.59 | 40.4 | 9.05 | 230.0 |
| 2 | 63.0 | LTPHC63B-10M | LTPHC63 | 2.35 | 59.7 | 2.03 | 51.6 | 11.02 | 280.0 |

| | | | | | | | |
|--|--|---|----------------------------------|--|---------------------------------|---|-------|
| Material GALVANIZED STEEL & THERMOPLASTIC RUBBER | Units: inches Dimension without tolerances details to: .xxxx = ±.0005 .xxx = ±.005 .xx = ±.01 .x = ±.03 None = ±.06 < = ±0.5° Dimension Formatted in/[mm] | The copyright of this drawing is reserved by HellermannTyton. It is issued on condition that it is not reproduced, copied, or disclosed to a third party, either wholly or in part, without the consent of HellermannTyton. | Drawn GRW 11/30/2016 | North America Email: corp@htamericas.com Web: www.hellermann.tyton.com | Article/Type-No LTPHC SERIES | Title HELAGUARD FLEXIBLE METALLIC GALVANIZED STEEL CONDUIT, LIQUID-TIGHT JACKETED THERMOPLASTIC COVER | Scale |
| | Approved KAC 11/30/2016 | | Drawing-No PRODUCTION : Phase | | Project Number PRP 16-1963 | | |
| | 16-1963-001-CSU | | Format AH | | | | |
| | | | Sheet 1/1 | | | | |