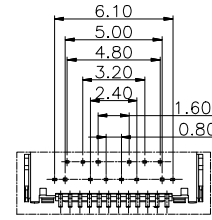
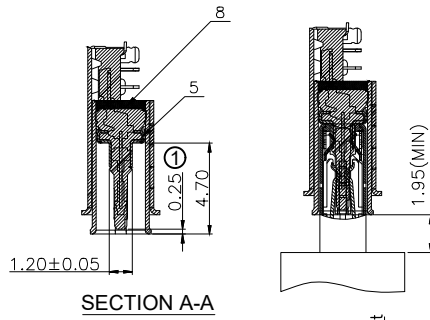
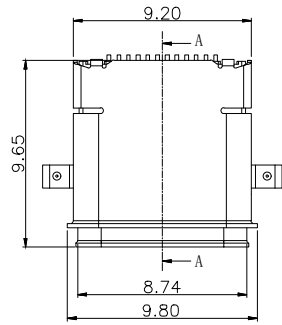
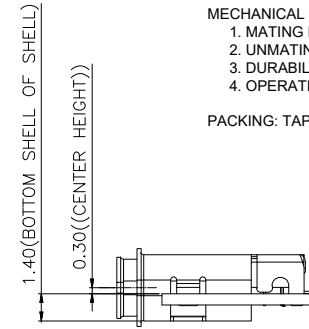
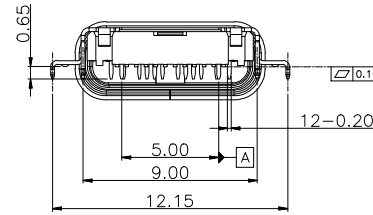
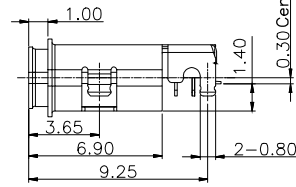
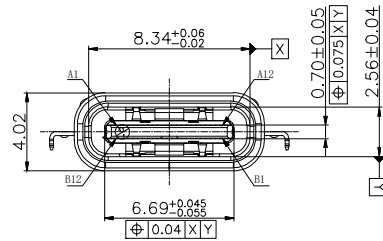


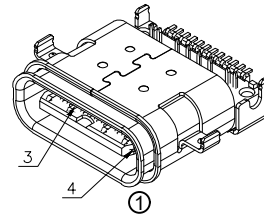
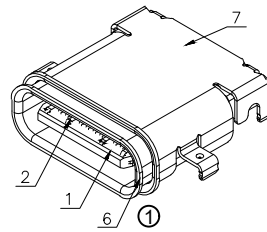
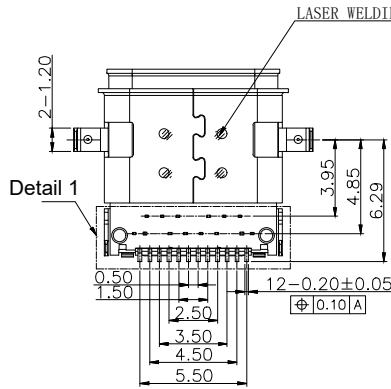
30 Min/1m
IP-67



- NOTES:
ELECTRICAL:
1. CONTACT CURRENT RATING:
5A(VBUS PIN 1.5A/PIN),
5A(GND PIN 1.25A/PIN MAX),0.25A/PIN(OTHER PIN),
2. INSULATION RESISTANCE:
100 MEGAOHMS MIN. AT 250VDC.
3. DIELECTRIC WITHSTANDING VOLTAGE:
100VAC MIN.
4. LOW LEVEL CONTACT RESISTANCE:
INITIAL 40mΩ MAX.
AFTER 50mΩ MAX.
- MECHANICAL CHARACTERISTICS:
1. MATING FORCE: 5-20N.
2. UNMATING FORCE: 8~20N(INITIAL),6~20N(AFTER 10,000 CYCLES).
3. DURABILITY: 10,000 MATING CYCLES.
4. OPERATING TEMPERATURE: -40°C TO +80°C.
- PACKING: TAPE & REEL



Pin	Signal Name	Mating Sequence	Pin	Signal Name	Mating Sequence
A1	GND	First	B12	GND	First
A2	SSTXp1	Second	B11	SSRXp1	Second
A3	SSTXn1	Second	B10	SSRXn1	Second
A4	Vbus	First	B9	Vbus	First
A5	CC1	Second	B8	SBU2	Second
A6	Dp1	Second	B7	Dn2	Second
A7	Dn1	Second	B6	Dp2	Second
A8	SBU1	Second	B5	CC2	Second
A9	Vbus	First	B4	Vbus	First
A10	SSRXn2	Second	B3	SSTXn2	Second
A11	SSRXp2	Second	B2	SSTXp2	Second
A12	GND	First	B1	GND	First
	SHELL	GND		SHELL	GND



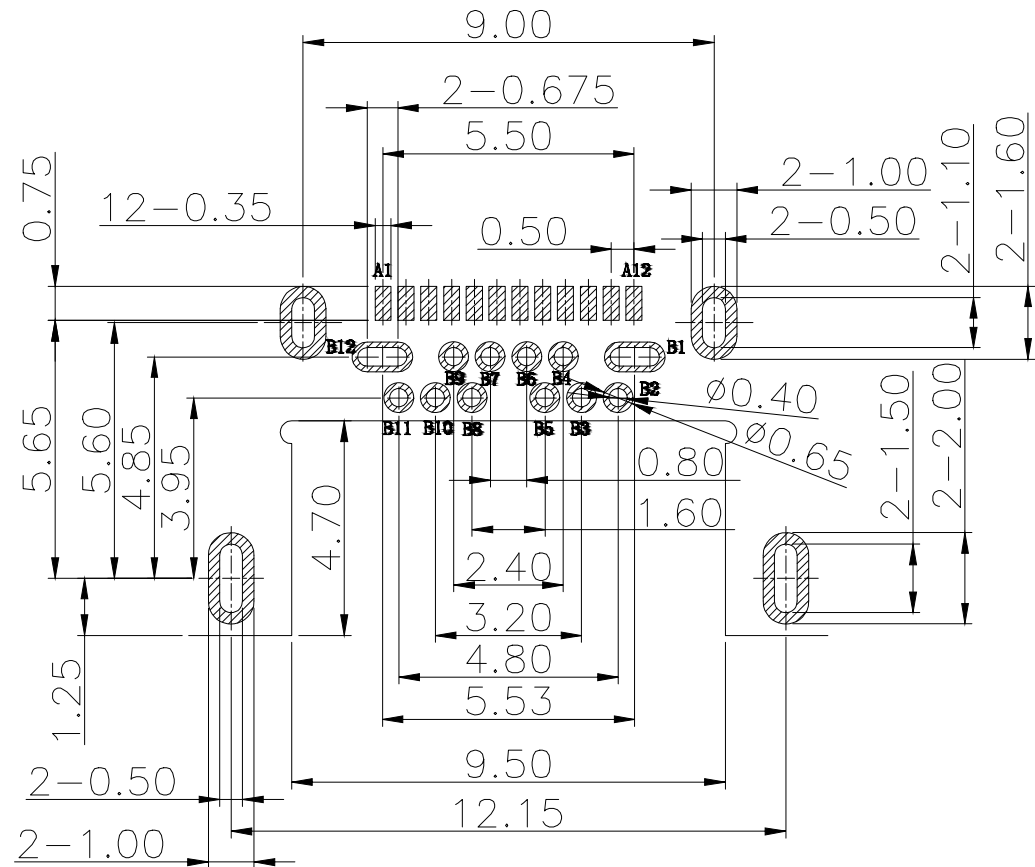
No.	PAPT NAME	QTY	MATERIAL	DESCRIPTION	REMARK
9	O-ring	1	Silicone	BLACK	T=2.0mm
8	GLUE WATER	1	EPOXY	BLACK	
7	Shell-2	1	Stainless steel	NI PLATING	T=0.20mm
6	Shell-1	1	Stainless steel	NI PLATING	T=0.20mm
5	GND PLATE	1	Stainless steel	NI PLATING	T=0.10mm
4	MID PLATE	1	Stainless steel		T=0.15mm
3	Terminal-B	12	Copper Alloy	Au:15u" PLATING	T=0.12mm
2	Terminal-A	12		Au:15u" PLATING	T=0.12mm
1	Housing	1	LCP	Black UL94V-0	

RoHS compliant
Unit: mm

Scale	Free				Date	Name	Customer-No.
TOLERANCE					Drawn	10.05.2018	Segal
x.	±0.38				Approved	10.05.2018	Winnie
x.x	±0.30						
x.xx	±0.20	②	Update	06.08.2019	Xavier		
DIM	TOL	①	Structure Update	26.07.2019	Xavier		
x.	±5°	③	Drawn	10.05.2018	Segal		
Angle	TOL	Id.	Modification	Date	Name		




ASSMANN WSW-No. A-USB1-AFN-EA-PRR1	
Drawing-No.	ASS 7951 CO rev02
Replace	Sheet 1/3



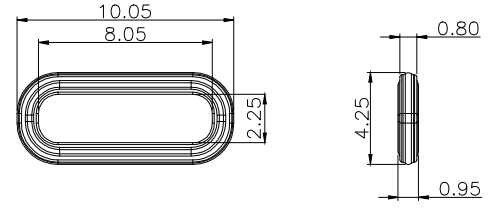
RECOMMENDED P.C.B LAYOUT(Both sides are sample)
Tolerance:±0.05,Thickness=0.60mm

RoHS compliant
Unit: mm

Scale	Free				Date	Name	Customer-No.
TOLERANCE					Drawn	10.05.2018	Segal
x.	±0.38				Approved	10.05.2018	Winnie
x.x	±0.30						
x.xx	±0.20	②	Update	06.08.2019	Xavier		
DIM	TOL	①	Structure Update	26.07.2019	Xavier		
x.	±5°	③	Drawn	10.05.2018	Segal		
Angle	TOL	Id.	Modification	Date	Name		

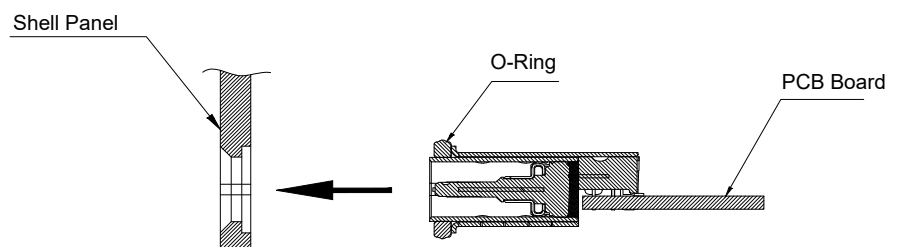
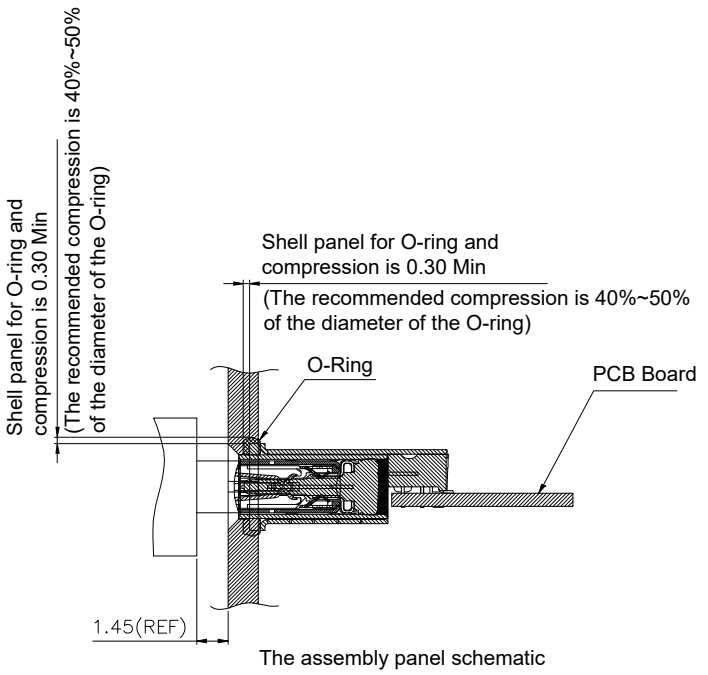
ASSMANN WSW-No.
A-USB1-AFN-EA-PRR1

Drawing-No.
ASS 7951 CO rev02
Replace Sheet 2/3



Recommended O-ring size
(The material is silicone)

Recommended seal mode



Front and rear assembly mode

RoHS compliant
Unit: mm

Scale	Free					Date	Name	Customer-No.
TOLERANCE						Drawn	10.05.2018	Segal
x.	±0.38					Approved	10.05.2018	Winnie
x.x	±0.30							ASSMANN WSW-No. A-USB1-AFN-EA-PRR1
x.xx	±0.20	②	Update	06.08.2019	Xavier			Drawing-No.
DIM	TOL	①	Structure Update	26.07.2019	Xavier			ASS 7951 CO
x.	±5°	③	Drawn	10.05.2018	Segal			rev02
Angle	TOL	Id.	Modification	Date	Name	Replace	Sheet	3/3