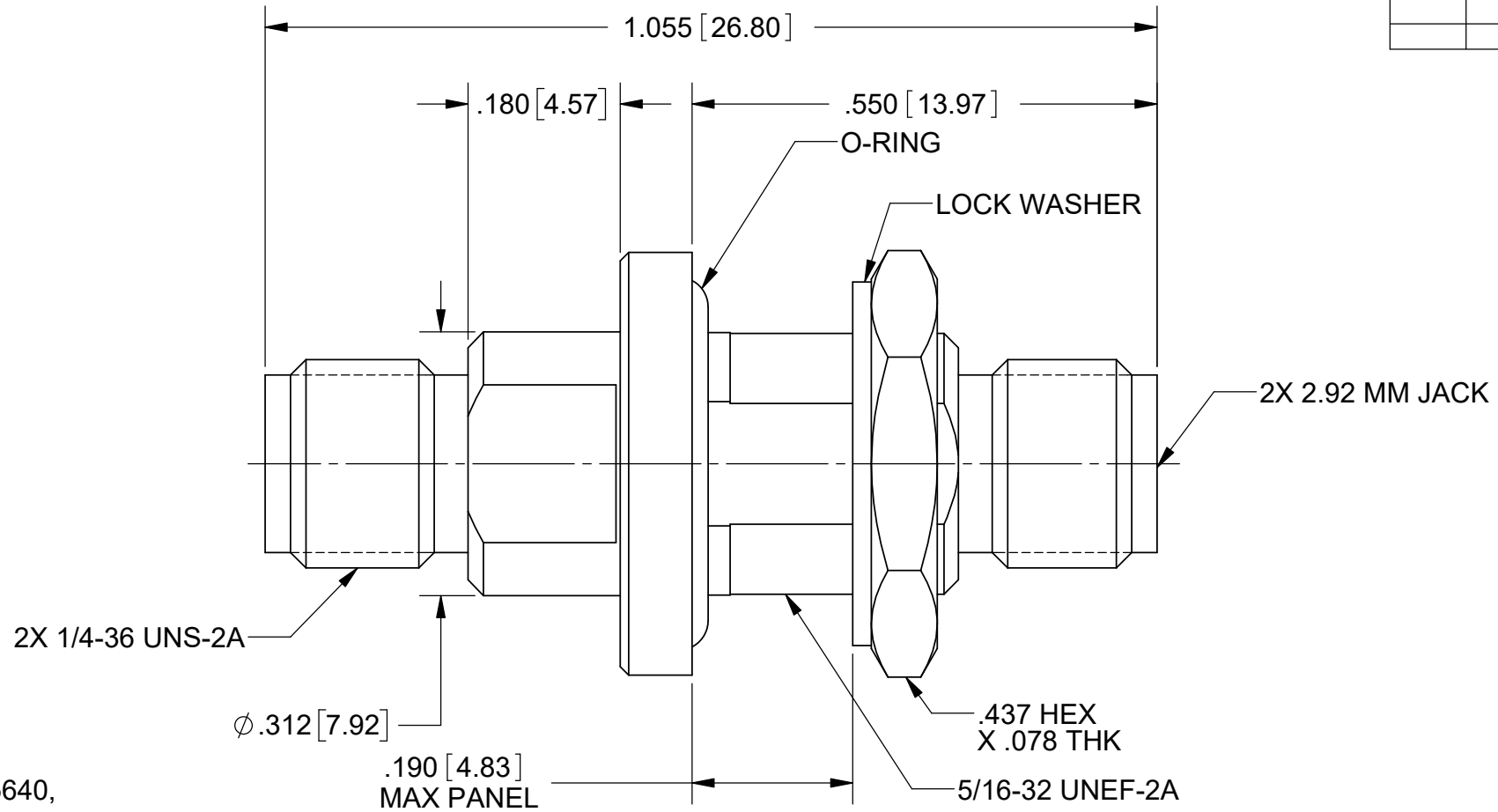
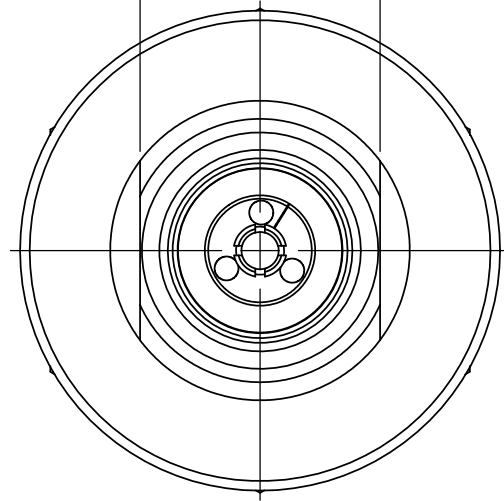


# PRODUCT DATA DRAWING

REVISION HISTORY			
REV	DESCRIPTION	DATE	APPROVED
A	DCN 51208	11/21	SEE PDM

.250 [6.35]  
ACROSS FLATS



## MATERIAL:

BODY, HEX NUT, &  
INSERT:

STAINLESS STEEL PER AMS-5640,  
ALLOY UNS S30300, TYPE 1

LOCKWASHER:

400 SERIES STAINLESS STEEL

CONTACTS:

BERYLLIUM COPPER PER ASTM B196,  
ALLOY No. UNS C17300, TD04

CENTER PIN:

KOVAR PER ASTM F15

GLASS BEAD:

CORNING #7070, OR EQUIVALENT .

BEADS:

POLYETHERMIDE RESIN (ULTEM) PER ASTM D5205

O-RING:

SILICONE RUBBER

## FINISH:

BODY, HEX NUT,  
INSERT &  
LOCK WASHER:

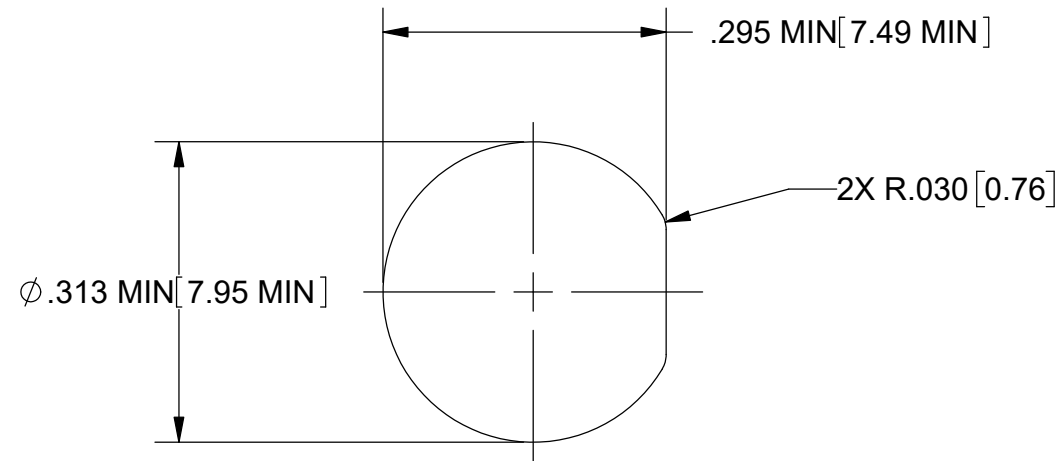
PASSIVATED PER AMS-2700

CONTACT:

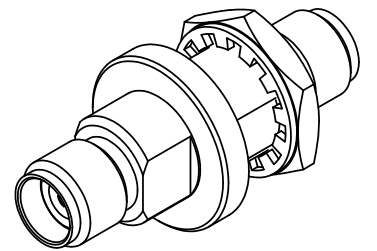
GOLD PER ASTM B488, TYPE II,  
CODE C, CLASS 1.27; OVER NICKEL  
PER AMS-QQ-N-290, CLASS 1, .00005" MIN.

## PERFORMANCE:

IMPEDANCE: 50 OHMS  
 FREQ. RANGE: DC TO 40.0 GHZ  
 DWV: 750 VRMS  
 INSUL. RESISTANCE: 5000 MEGOHMS



RECOMMENDED MOUNTING HOLE



MATERIAL: SEE NOTES	DIMENSIONS ARE IN INCHES TOLERANCES: FRACTIONAL: ±1/64 ANGULAR: X° ±1'0" X'X' ±15'	UNLESS OTHERWISE SPECIFIED 1) ALL DIMENSIONS ARE IN INCHES (MILLIMETERS) 2) ALL DIMENSIONS ARE AFTER PLATING. 3) BREAK CORNERS & EDGES .005 R. MAX. 4) CHAM. 1ST & LAST THREADS. 5) SURFACE ROUGHNESS 63-MIL-STD-10. 6) DIA.'S ON COMMON CENTERS TO BE CONCENTRIC WITHIN .005 T.I.R. 7) REMOVE ALL BURRS	 Amphenol www.svmicrowave.com TITLE: SVK JACK TO SVK JACK BULKHEAD ADAPTER HERMETIC SEAL
FINISH: SEE NOTES	DECIMAL: X ±.030 .XX ±.010 .XXX ±.005	INTERPRET DIMENSIONS AND TOLERANCES PER ASME Y14.5M - 1994	
SURFACE AREA: N/A	THIRD ANGLE PROJECTION	DRAWN: JMC 03/05/14	SIZE DWG. NO. SF1115-6072
PROPRIETARY THE INFORMATION CONTAINED IN THIS DRAWING IS THE SOLE PROPERTY OF SV MICROWAVE, INC. ANY REPRODUCTION IN PART OR AS A WHOLE WITHOUT THE WRITTEN PERMISSION OF SV MICROWAVE, INC IS PROHIBITED.		CHECKED: SEE PDM	SCALE: 5:1
		APPROVED: SEE PDM	SHEET 1 OF 1