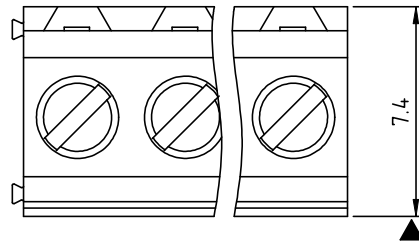


RoHS Compliant

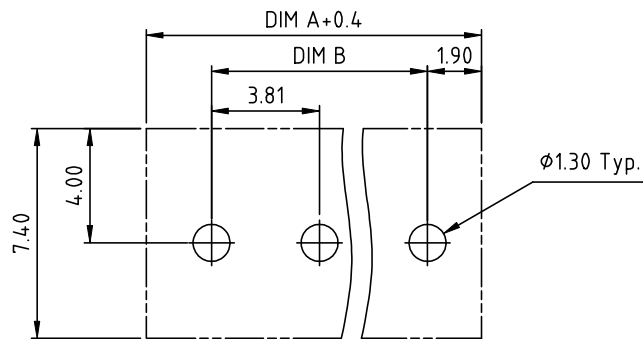
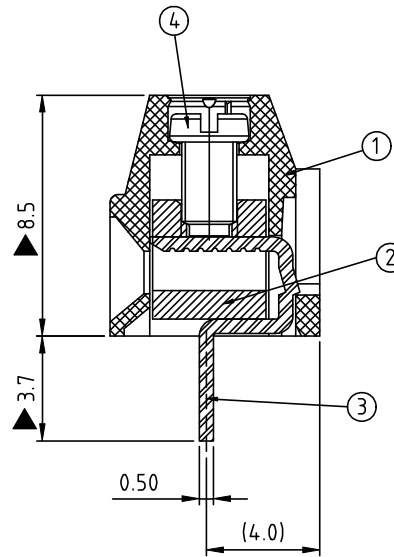
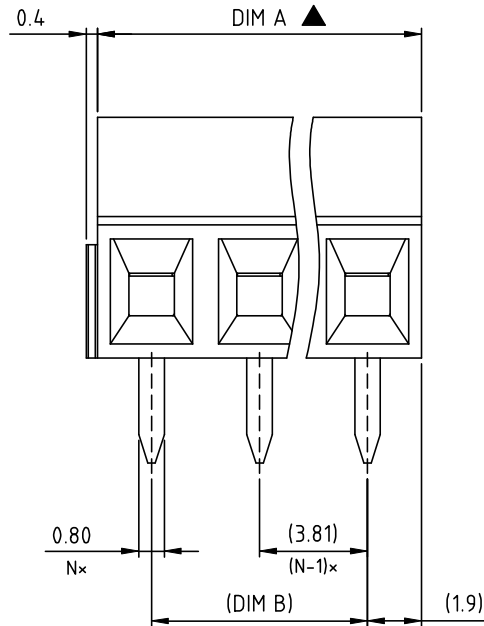


Dimension

Dim A = $N \times 3.81$
 Dim B = $(N-1) \times 3.81$

N = Number of poles

Poles	Dim A
2P-5P	± 0.15
6P-12P	± 0.30
13P-24P	± 0.40



RECOMMEND P.C.B. LAYOUT
TOP VIEW

Rev	SIGN	DATE	DESCRIPTION	APPROVER
F	△	01/26/07	Soldering temperature changed from 245° to 250°	Tason
	△	01/26/07	Part NO is Changed	Tason
G	△	9/01/08	Add tolerance	Seamus
	△	9/01/08	Operating temperature changed from -30°C/+105°C to -40°C/+115°C	Seamus
	△	12/08/10	Add is " TUV "	Aaron
H	△	10/11/18	Change the withstanding voltage from 1.25KV to 1.5KV	PansLee
	△	10/11/18	Add the operating temperature "-40°C to +105°C"	PansLee
	△	10/11/18	Modify the drawing frame and add the critical dimension	PansLee
	△	10/11/18	Change the Wave soldering temperature from 250°C±10°C/5 Sec to 260°C±5°C/5 Sec	PansLee
	△	10/11/18	Add the reference dimension and note description	PansLee
	△	10/11/18	Delete the "stackable type: 1.5Kg/cm"	PansLee

THIS IS CAD DRAWING, DO NOT REVISE MANUALLY!!!

Material:

- Item ① Terminal housing :Thermoplastic (UL 94V-0)
- Item ② Clamp : Brass,Ni plated
- Item ③ Wire guard solder pin : Brass,Tin plated
- Item ④ Terminal screw: Steel Zinc plating"-slot type

- △ Electrical cULus / TUV
- Voltage rating: 300V / 300V
- Current rating: 10A / 12A
- Wire range: 0.2~1.5mm²
- Solid wire(AWG): 16-24
- Stranded wire(AWG): 16-24
- △ ● Torque: 1.7 Lb.in / 0.2Nm
- Screw: M2
- Wire strip length: 5-6mm
- △ ● Withstanding Voltage: 1.6KV / 1.5KV
- △ ● Operating temperature: -40°C to +115°C / -40°C to +105°C
- △ ● Wave soldering temperature: 260°C±5°C/5 Sec
- Safety Approval:
- △ ● Critical dimension: ▲
- △ ● Reference dimension: (×) The dimensions of pitch are just for reference, take the actual assembly result as a judgment when inserting the terminal block into the PCB hole.

△ YO xx 21 x 0 xxxx G

No. of poles	Color	RoHS compliant (Lead-free) In copper Alloy
0	Black (RAL9005)	0000 Standard @ Logo
02	2 poles Green(RAL6018/T)	000A Standard ANY Logo
03	3 poles Blue (RAL5015/A)	Any special item by customer request,
...	...	please contact sales department.
24	24 poles Grey(RAL7035/D) C Green(RAL6018/U)	

Amphenol ANYTEK

CUSTOMER COPY

ALL RIGHTS RESERVED. REPRODUCTION OR ISSUE TO THIRD PARTIES IN ANY FORM WHATSOEVER IS NOT PERMITTED WITHOUT WRITTEN AUTHORITY FROM THE PROPRIETOR. PROPERTY OF ANYTEK TECHNOLOGY CO., LTD

TITLE		YO 3.81 Series 2p-24p			
PART NO.		YOxx21x0xxxxG		DWG NO.	8Y00101
APPROVED	CHECKED	DESIGNED	DRAWN	CUST NO.	
		PansLee 2018.10.25	PansLee 2018.10.25		
				Tolerance	
				X. ±0.50	
				X.X ±0.30	
				X.XX ±0.10	
				X° ±1°	
				UNIT: mm	
				SCALE: NONE	
				SHEET: 01/01	
				REV.: H	