



Available in single- or ganged multiple-bay configurations, the PAP and Mylar-version Stac64™ connectors support unsealed transportation applications with shorter lead-times and optimum design flexibility without the need for costly custom tooling

Used in automotive comfort, infotainment, body electronics and safety systems, the extended family of Stac64 stackable, unsealed connectors now includes 8,12,16, 20-circuit signal headers as well as 10 and 14-circuit hybrid headers in standard Mylar versions for standard or selective wave soldering. These are available in all 3 USCAR polarization options.

The series 34691 right-angle headers in 8,12,16 and 20 circuit sizes feature a plastic Pin-Alignment-Plate (PAP) which supports high IR-reflow process temperatures of up to 260°C and selective wave soldering. Ganged solutions (series 34997) are available in 2, 3 and 4-bay configurations.

Stac64 connectors can also mate to existing wire-harness connectors designed to USCAR industry footprints.

The Stac64 connector system is validated to USCAR-2 for unsealed applications and meets most stringent specifications from the main automotive OEMs across the globe including PSA, Ford, Nissan, Toyota and VW. A worldwide DVPR with test details can be requested from Molex.

For additional information visit: <http://www.molex.com/link/stac64.html>

Features and Benefits

Stackable and modular 2.54mm pitch PCB headers	Eliminate costly custom tooling, engineering and validation time needed for multi-bay connector configurations
Selection of 0.64, 1.50 and 2.80mm terminals	Provide design flexibility; allow circuit size additions for 1 to 4-bay configurations supporting low-level signal requirements and high power requirements of up to 30 Amperes
Validated to USCAR Class 2 requirements for unsealed connector applications and meets most stringent specifications from global automotive OEMs	Meets industry-standard footprints suitable for automotive applications
Connector housings all molded to standard USCAR color codes	Support visual polarization as well as assembly of connector systems
Pre-assembled Terminal Position Assurance (TPA) housings shipped as single assembly	Significantly reduces applied labor and costs needed to seat terminals in connectors during transit and handling
PCB-alignment posts	Ensure all terminals are properly aligned into PCB through-holes during assembly. Retain header to PCB during assembly and solder processing
PCB stand-offs molded into housings	Provide additional trace-routing real estate under the headers
High-temperature thermoplastic housings	Withstand Infra red (IR) and selective wave lead-free solder processing temperatures according to Molex ES-40000-5013 specifications
Right-angle headers with hard plastic Pin-Alignment-Plate (PAP)	Support high IR-reflow temperatures of up to 260°C and selective wave soldering

Stac64™ Connector System Unsealed Headers and Receptacles

This Release:

- 34691-6XXX** PAP version Right-Angler Header (Tray)
- 34691-9XXX** PAP version Right-Angler Header (Tube)
- 34997** PAP version Ganged Header

Previous Releases: Headers

- 34690** Vertical
- 34691** Right Angle
- 34695** 10-circuit, Hybrid Vertical
- 34696** 10-circuit, Hybrid Right Angle
- 34772** 14-circuit, Hybrid Vertical
- 34773** 14-circuit, Hybrid Right-Angle

Ganged Headers

- 34707** Vertical
- 34708** Right-Angle

Receptacles

- 34729** 8-, 12-, 16-, 20 Circuits
- 31372** 10-circuit Hybrid
- 34969** 14-circuit Hybrid

Female Terminals

- 34803** CTX64
- 33012** MX150



Stac64™ Connectors showing Ganged Right Angle Headers and a mating Receptacle in 20-circuit configurations

Specifications

Reference Information

Packaging:

- Female Receptacles – Bulk pack
- Male Vertical/Right-Angle Headers – Tray or Tube
- Terminals – Reel

Mates With:

- Series 34729 and 31372 female connectors mate to Series 34690, 34691, 34695, 34696 male unsealed headers
- Series 34969 female connectors mate to series 34773 (R/A) and 34772 (vertical) unsealed headers

Use With following terminals:

- 0.64mm female – Molex CTX64 series 34803
 - 1.50mm female – Molex Series 33012
 - 2.80mm female – Tyco and Yazaki
- Designed in: Millimeters

Electrical

Voltage (max.): 500V DC

Current (max.):

2.80mm – 30.0A

1.50mm – 20.0A

0.64mm – 6.0A

Current is dependent on connector size, ambient temperature, blade size and related factors

Contact Resistance:

2.80mm – 5 milliohms max.

1.50mm – 10 milliohms max.

0.64mm – 20 milliohms max.

Dielectric Withstanding Voltage:

500V DC

Isolation Resistance:

20 Megohms min.

Mechanical / Electrical

Mating Force: < 75N

Unmating Force: < 60N

Connector Retention (Primary latch):

110N min.

Contact Retention to Housing:

2.80mm – 90N min. with TPA;

60N without TPA

1.50mm – 85N min. with TPA;

45N without TPA

0.64mm – 75N min. with TPA;

30N without TPA

Contact Insertion Force Into Housing:

30N max.

Connector Audible Feedback:

7dB over ambient

Polarization Feature Effectiveness:

20-Circuit: 90N min.

All other circuit sizes: 150N

Durability:

10 milliohms max. – 10 cycles

TPA Insertion Force: 60N max.

TPA Extraction Force: 60N max.

Physical

Harness Housings:

10-Circuit:

30% Glass-filled SPS/PA66

8-, 12-, 14-, 16-, 20-Circuit:

30% Glass-filled PBT

TPA's:

10-Circuit: 15% Glass-filled PBT

8-, 12-, 14-, 16-, 20-Circuit:

30% Glass-filled PBT

Header Housings:

30% Glass-filled SPS

Contact:

2.80mm blades –

C19400 Copper (Cu) Alloy

1.50mm blades –

C19400 Copper (Cu) Alloy

0.64mm pins –

C26000 Copper (Cu) Alloy

Plating:

0.64mm signal pins and 1.50mm

blades:

Overplating – Tin (Sn)

Underplating – Nickel (Ni)

1.50mm receptacle terminals:

Overplating – Tin (Sn)

Underplating – Nickel (Ni)

2.80mm blades:

Overplating – Tin (Sn)

Underplating – Nickel (Ni)

Operating Temperature:

-40 to +105°C

Reference Product

Specifications for:

Signal: PS-34729-100

Power: PS-31372-100


Power (14-circuit): PS-34969-100



Stac64™ Connector System Unsealed Headers and Receptacles

Product Features

New 8,12,16,20 circuit right-angle headers with plastic Pin-Alignment-Plate (PAP)



Plastic Pin-Alignment-Plate



Underside view of header showing Pin-Alignment-Plate

These PAP version headers can work as a standalone (single-bay) solution or a ganged array of up a maximum of 4 bays (by stacking all 4 connectors together laterally)

Applications

Unsealed applications in:

Automotive vehicles

- In-car entertainment
- Interior lighting and navigation
- Instrument panel clusters
- Power seat modules
- Door zone modules

Commercial vehicles

- Interior electronic modules
- Body electronic modules



Interior Lighting



Navigation Systems



Power Seat Modules



Infotainment Systems

Ordering Information

Headers

*Order No.	Circuit Size	Orientation	Hybrid	Packaging	Header Type	**Pin-Alignment-Plate Material	Soldering Process	Mates with Receptacle	
34690-008*	8	Vertical	No	Tray	Signal	Mylar	Wave Solder	34729-008*	
34690-908*				Tube					
34690-012*	12			Tray				34729-012*	
34690-912*				Tube					
34690-016*	16			Tray				34729-016*	
34690-916*				Tube					
34690-020*	20			Tray				34729-020*	
34690-920*				Tube					
34695-010*	10		Yes	Tray	Power			31372-1*00	
34695-910*				Tube					
34772-014*	14			Tray					34969-014*
34691-008*	8		Right Angle	No	Tray			Signal	34729-008*
34691-908*					Tube				
34691-012*	12				Tray				
34691-912*		Tube							
34691-016*	16	Tray			34729-016*				
34691-916*		Tube							
34691-020*	20	Tray			34729-020*				
34691-920*		Tube							
34696-010*	10	Yes		Tray	Power	31372-1*00			
34696-910*				Tube					
34773-014*	14			Tray			34969-014*		

* Multiple color and polarization options are available on molex.com; search Molex website with series number for complete list of order numbers required

Ordering Information

PAP Headers

Order No.	Circuit Size	Polarization	Orientation	Packaging	Pin-Alignment Feature	Header Type	Soldering Process	Mates with Receptacle			
34691-6080	8	A – Black	Right Angle	Tray	Plastic PAP	Signal	IR-reflow and selective wave soldering	34729-008*			
34691-6081		B – Grey									
34691-6082		C – Brown									
34691-6120	12	A – Black									
34691-6121		B – Grey									
34691-6122		C – Brown									
34691-6160	16	A – Black									
34691-6161		B – Grey									
34691-6162		C – Brown									
34691-6200	20	A – Black									
34691-6201		B – Grey									
34691-6202		C – Brown									
34691-6203		D – Green									
34691-9680	8	A – Black		Tube							34729-016*
34691-9681		B – Grey									
34691-9682		C – Brown									
34691-9623	12	A – Black									
34691-9624		B – Grey									
34691-9625		C – Brown									
34691-9660	16	A – Black									
34691-9661		B – Grey									
34691-9662		C – Brown									
34691-9246	20	A – Black									
34691-9256		B – Grey									
34691-9266		C – Brown									
34691-9276		D – Green									


Note: For Single-Bay PAP Headers – sales is requested to focus on promoting to customers using Reflow Soldering Processes and Selective Wave Soldering

Important: For stacked combinations, a mixture of headers using Mylar for pin-alignment and plastic PAP versions is NOT allowed. Stacked header assemblies must use either ALL Mylar or ALL plastic PAP versions,

For Hybrid headers, no PAP versions are available at the moment. There is an option though: a 10-circuit Hybrid Right Angle header without Mylar can be stacked with a PAP version header.

Ganged Headers (Mylar Version)

*Order No.	Orientation	Number of Bays	Assembly Features
34707-2***	Vertical	2	Housing and Pin Assembly
34707-3***		3	
34707-4***		4	
34708-2***	Right-Angle	2	Housing, Pins and Mylar Assembly
34708-3***		3	
34708-4***		4	



20-circuit, 4-bay Stac64™ ganged headers in black, grey, brown and green polarization options

Ganged Headers (PAP Version)

*Order No.	Orientation	Number of Bays	Assembly Features
34997-2***	Right-Angle	2	Housing, Pins and Mylar Assembly
34997-3***		3	
34997-4***		4	



20-circuit, 2-bay Stac64™ ganged headers in black and grey polarization options

* Multiple color and polarization options are available on molex.com; search Molex website with series number for complete list of order numbers required

For custom configurations, please contact your customer service representative


Ordering Information

Receptacles

Order No.	Circuit Size	Connector Type	Terminal loading		
			0.64mm	1.50mm	2.80mm
34729-008*	8	Signal	8	-	-
34729-012*	12		12		
34729-016*	16		16		
34729-020*	20		20		
31372-1*00	10	Power	-	6	4
34969-014*	14		10	-	

* Multiple color and polarization options available; search Molex website with series number to select complete list of order numbers required

Polarization Options



Legend for Polarization Options:

A= Black
 B= Grey
 C= Brown
 D = Green (20 Circuit only)

Female Terminals

Order No.	Terminal Size mm	Terminal Type	Source	Gender	Plating	Wire Size (AWG)	Use with: Circuits (Molex Series)
34803-0211	0.64	CTX64	Molex	Female	Tin (Sn)	22	8, 12, 16, 20 (34729)
34803-0212						20	
33012-2001	1.50	MX150	Molex			14 or 16	10, 14 (31372, 34969)
33012-2002						18 or 20	
33012-2003						22	
1326030-4	2.80	-	Tyco			10 or 12	
1326030-3						14 or 16	
1326030-2						18 or 20	
1326030-1						22	
7116-4112-02			Yazaki			14	
7116-4111-02				16 or 18			
7116-4110-02				20 or 22			

For further information on the complete Stac64™ Connector System, please refer to the following Molex literature: Order No. 987654-9041 and 987650-4561

www.molex.com/link/stac64.html