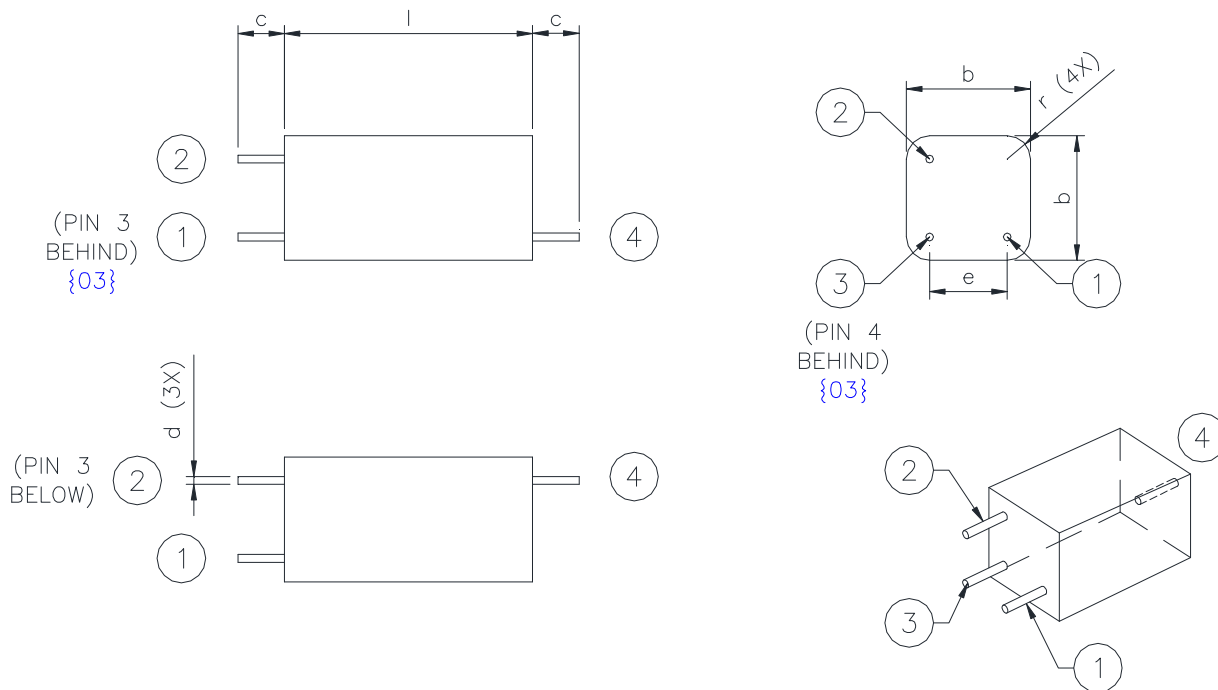


MECHANICAL DATA



e	: 5.0 ± 0.5
l	: 16.0 ± 0.5
d	: Ø0.5
r	: R1.5

b	: 8.0 ± 0.3
c	: 3.0 min.

Pin 1 & Pin 2 Primary {02}
 Pin 4 Secondary High Voltage (St)

Pin 3 & Pin 4 Secondary {02}

Remarks

Operating temperature : -30°C to +80°C

{03}

All solder materials are to be leadfree.

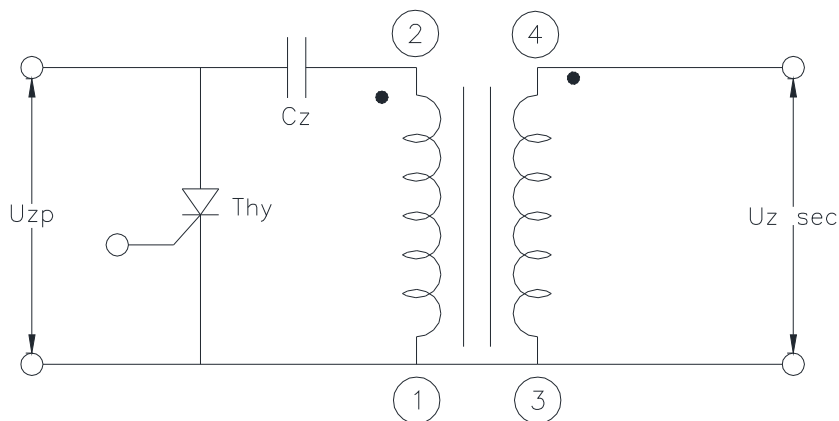
RoHS compliance {01}

REV	CHANGE	DATE	NAME	DESCRIPTION	NAME	DATE	DEPARTMENT
03	-1&2/03X5	25.07.14	MAUNG TT	ZS 1052(H)	DRAWN	01.12.2005	COE
02	-1/02X1	20.11.06	LMICHAEL		CHECKED	01.12.2005	COE
01	-1/01X1	11.01.06	LMICHAEL				



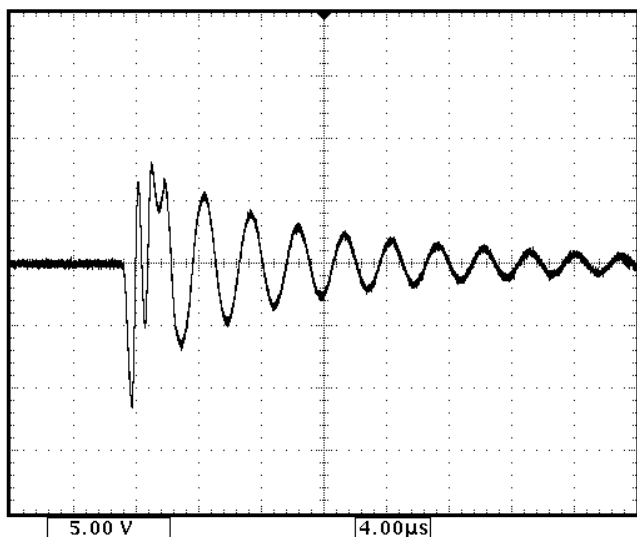
8 TRACTOR ROAD
 SINGAPORE 627969

OPERATING DATA



Item	Primary	Secondary
Resistance	325 mohm max.	145 ± 15 ohm
Primary Voltage, Uzp	300 V	--
Primary Capacitance, Cz	0.047 µF	--
Secondary Voltage, Uz sec	--	9.0 kV min
Polarity of 1 st Peak	--	1 st Peak Negative
Inductance @ 1 kHz	20 ± 4 µH	20 ± 5 mH

Typical Waveform:



Unloaded high voltage output
4 µs/div 5kV/div

	NAME	DATE	DEPARTMENT	 8 TRACTOR ROAD SINGAPORE 627969 PAGE 2 OF 2	
	DRAWN	MICHAEL LI	01.12.2005		COE
	CHECKED	MICHAEL LI	01.12.2005		COE
	DESCRIPTION				
ZS 1052(H)					