

Applicable standard				
Rating	Operating Temperature range	-35 °c to +85°c (Note1)	Storage Temperature range	-10 °c to +60°c (Note3)
	Operating Humidity range	40% to 80% (Note2)	Storage Humidity range	40% to 70% (Note3)
	Voltage	AC/DC 250V	Applicable cable	UL1007 : AWG20 to 22
	Current	AWG20 : 5A/pin AWG22 : 3A/pin	Applicable connector	DF1BA-*(D)EP-2.5RC DF1B-*(D)EP-2.5RC

### Specifications

Item	Test method	Requirements	QT	AT
<b>Construction</b>				
General examination	Visually and by measuring instrument.	According to drawing.	X	X
Marking	Confirmed visually.		X	X

<b>Electric characteristics</b>				
Contact resistance	100 mA (DC OR 1000Hz).	30 mΩ MAX.	X	-


<b>Mechanical characteristics</b>				
Mechanical operation	30 times insertion and extraction.	1) Contact resistance: 30 mΩ MAX. 2) No damage, crack or looseness of parts.	X	-
Vibration	Frequency 10 to 55 Hz, single amplitude 0.75 mm, at 2h, for 3 directions.	1) No electrical discontinuity of 1 μ s. 2) No damage, crack or looseness of parts.	X	-
Shock	490 m/s <sup>2</sup> duration of pulse 11 ms at 3 times for 3 directions.		X	-


<b>Environmental characteristics</b>				
Damp heat (steady state)	Exposed at 40 ± 2°C , 90 to 95 %, 96 h.	1) Contact resistance: 30 mΩ MAX. 2) No damage, crack or looseness of parts.	X	-
Rapid change of temperature	Temperature -55→5 to 35→+85→5 to 35°C Time 30→5 →30 →5min Under 5 cycles.		X	-

Remarks

Note1: Include the temperature rising by current.

Note2: No condensing.



Note3: Apply to the packaged and unused product. 

Count	Description of revisions	Designed	Checked	Date
 2	DIS-H-00017601	JN. TONAI	SZ. ONO	20230324

Unless otherwise specified, refer to IEC 60512.		Approved	KJ. KATAYOSE	20050105
		Checked	TY. OMA	20050105
		Designed	TS. KUMAZAWA	20050105
		Drawn	TS. KUMAZAWA	20050105

Note QT:Qualification test AT:Assurance test X:applicable test

Drawing No. **ELC-020432-00-00**

	Specification sheet	Part No.	DF1B-2022PC	
	Hirose electric co., Ltd.	Code No.	CL0541-0260-8-00	 1/1