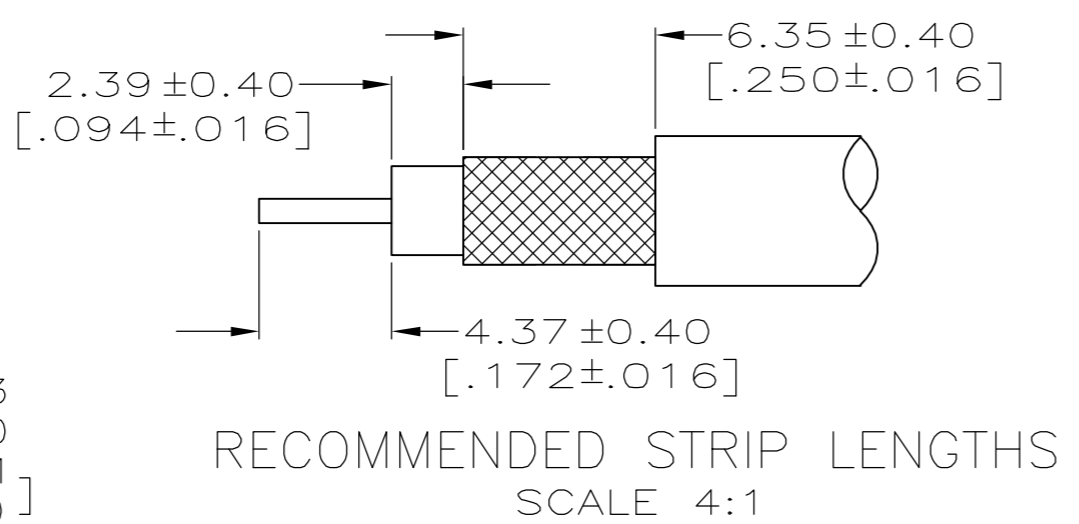
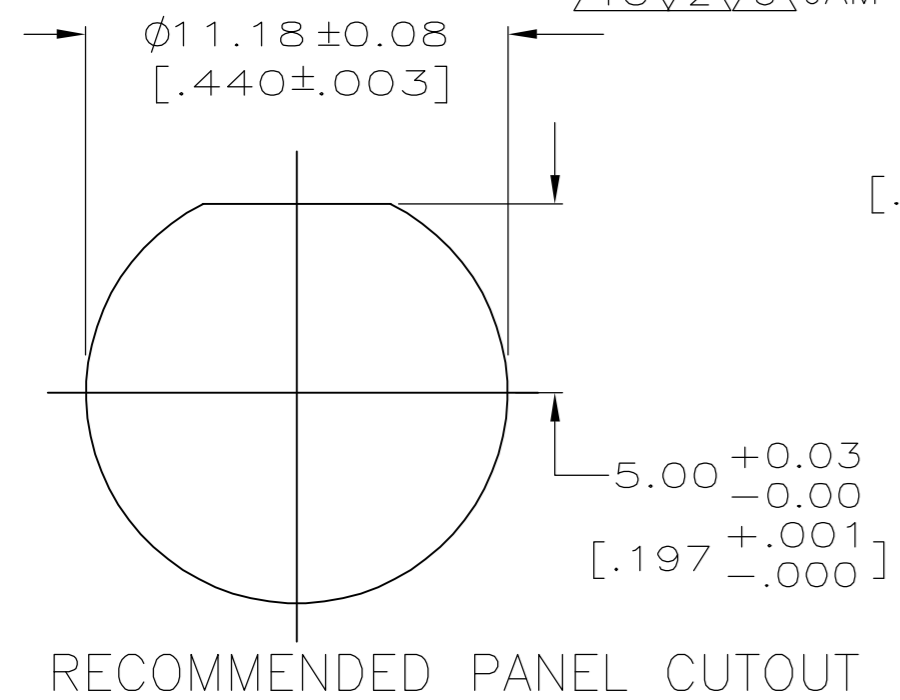
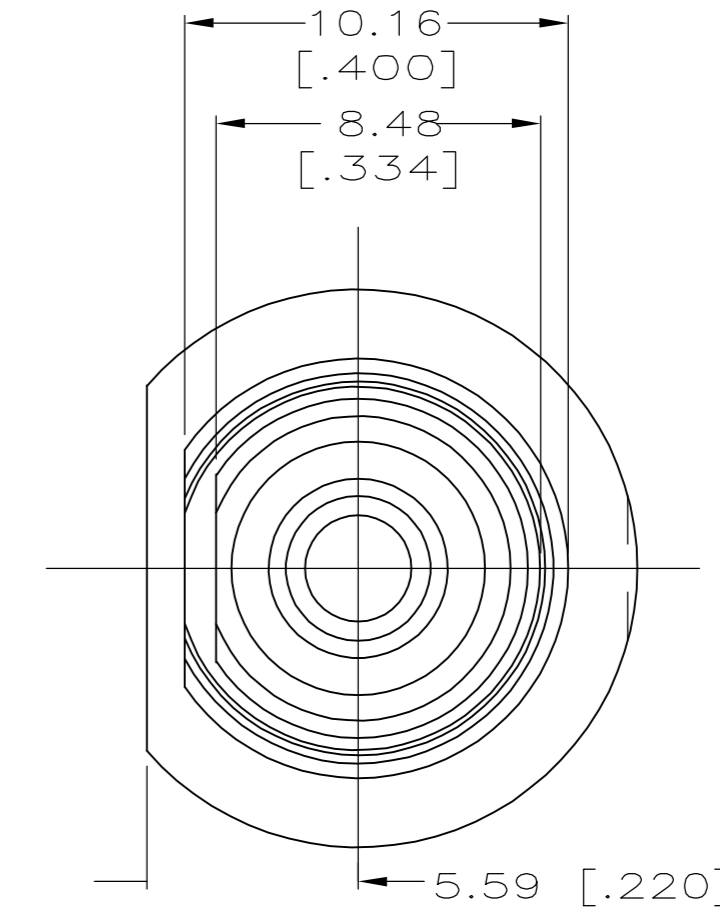
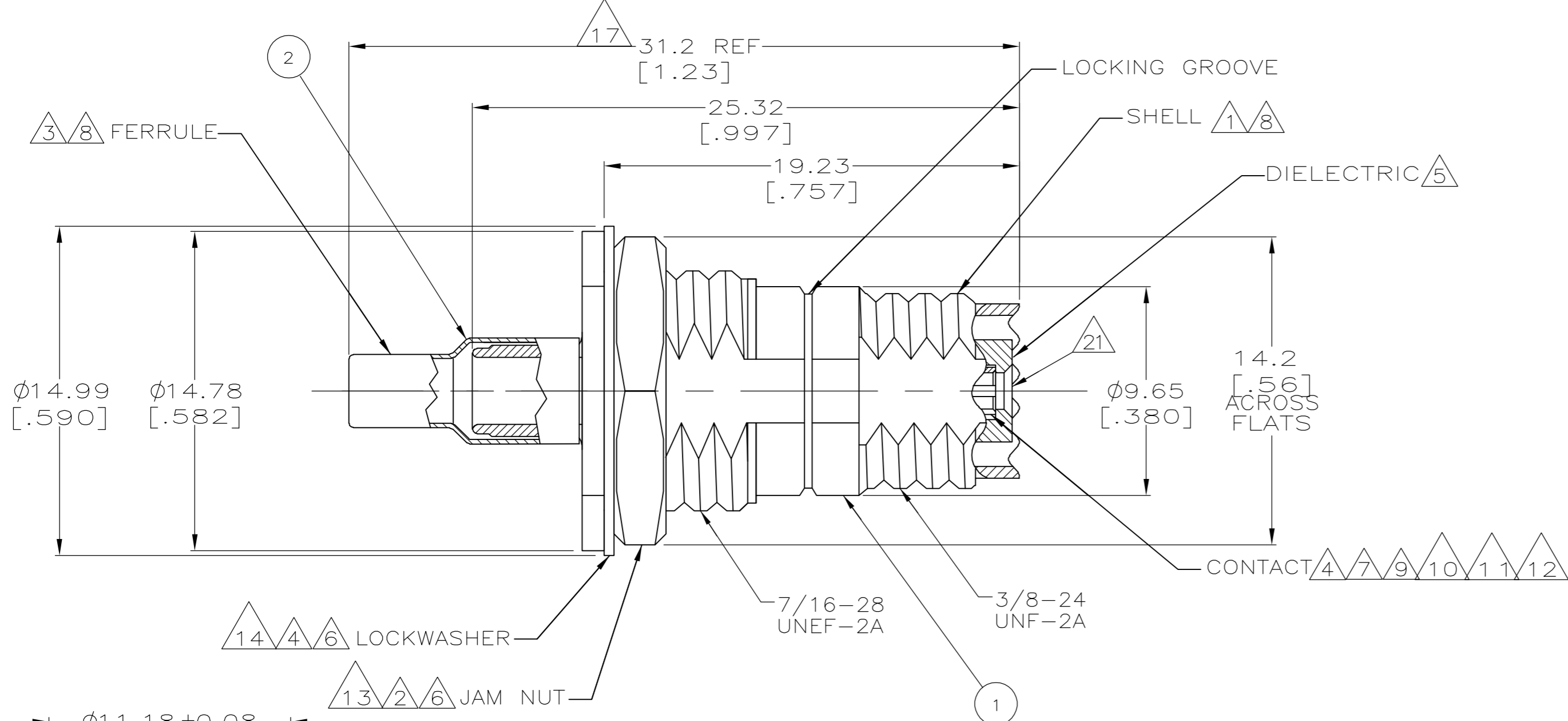


THIS DRAWING IS UNPUBLISHED. RELEASED FOR PUBLICATION
 © COPYRIGHT BY TYCO ELECTRONICS CORPORATION. ALL RIGHTS RESERVED.

LOC	DIST	REVISIONS					
GE	00	P	LTR	DESCRIPTION	DATE	DWN	APVD
			K	OBSOLETE: -3 PER ECR 05-008388	23DEC2005	DLD	LLV

- 1 ZINC DIE CAST PER ASTM-B-86.
- 2 BRASS PER QQ-B-626.
- 3 BRASS PER ASTM-B-36.
- 4 PHOSPHOR BRONZE PER QQ-B-750.
- 5 POLYMETHYLPENTENE GENERAL PURPOSE.
- 6 NICKEL PLATE PER QQ-N-290, 2.54µm [.000100] MIN THICK.
- 7 TIN PLATE PER MIL-T-10727B; TYPE 2, 2.54µm [.000100] MIN THICK.
- 8 TIN PLATE PER ASTM-B-545, 2.54µm [.000100] MIN THICK.
- 9 STAMPED & FORMED CONTACT, P/N 415030-2, ORDERED SEPARATELY.
- 10 STAMPED & FORMED CONTACT, P/N 415030-3, ORDERED SEPARATELY.
- 11 CRIMP TOOLING: AMP-O-LECTRIC 565435-5 WITH APPLICATOR 466689-2. (PAD LTR A)
- 12 CRIMP TOOLING: AMP-O-LECTRIC 565435-5 WITH APPLICATOR 567386-2.
- 13 JAMNUT ORDERED SEPARATELY, P/N 228575-2.
- 14 LOCKWASHER ORDERED SEPARATELY, P/N 980506-1.

- 15 FERRULE CRIMP TOOLING: POWER UNIT 189721-1 (HAND ACTUATED) OR 189722-1 (FOOT ACTUATED). TOOL HOLDER 356302-1 (RATCHETED) OR 189767-1 (NON-RATCHETED). ADAPTOR 679304-1 WITH DIE SET 220189-1.
- 16 FERRULE CRIMP TOOLING: POWER UNIT 189721-1 (HAND ACTUATED) OR 189722-1 (FOOT ACTUATED). TOOL HOLDER 356302-1 (RATCHETED) OR 189767-1 (NON-RATCHETED). ADAPTOR 679304-1 WITH DIE SET 318450-2. DIMENSION APPLIES AFTER CONNECTOR IS CRIMPED TO CABLE.
- 17 FERRULE CRIMP TOOLING: POWER UNIT 189721-1 (HAND ACTUATED) OR 189722-1 (FOOT ACTUATED). TOOL HOLDER 356302-1 (RATCHETED) OR 189767-1 (NON-RATCHETED). ADAPTOR 679304-1 WITH DIE SET 58651-1.
- 18 CRIMP TOOLING: AMP-O-LECTRIC 565435-5 WITH ADAPTOR 466689-2. (PAD LTR B)
- 19 CRIMP TOOLING: AMP-O-LECTRIC 565435-5 WITH ADAPTOR 466689-2. (PAD LTR C)
- 20 PART ACCEPTABLE WITH UP TO 2 SERRATED TEETH MISSING. VOID CREATED BY MISSING TEETH CANNOT EXTEND MORE THAN 1.01[.040] FROM THE TIP OF ADJACENT SERRATED TEETH.
- 21 OBSOLETE PART.



AWG	CABLE	FERRULE	JACK ASSY	PART NUMBER
21 AWG SOLID	887079-3	2 QTY=1	1 QTY=1	415012-3
22 AWG STRANDED	9-328666-0			415012-2
RG-174/U	9-221132-0			415012-1
RG-58/U				

THIS DRAWING IS A CONTROLLED DOCUMENT.

DWN: J. MARTINELLI	14OCT93	Tyco Electronics Corporation Harrisburg, PA 17105-3608
CHK: B. MOYER	26OCT93	
APVD: B. MOYER	27OCT94	
PRODUCT SPEC		
APPLICATION SPEC		NAME: SNAP/LOCK, MINI-UHF CABLE BULKHEAD JACK KIT, DUAL CRIMP
WEIGHT: -		SIZE: A2
CUSTOMER DRAWING		CAGE CODE: 00779
SCALE: 5:1		DRAWING NO: 415012
SHEET: 1 OF 1		RESTRICTED TO: -
REV: K		