

TABLE OF CONTENTS	
SHEET NO.	SHEET DESCRIPTION
1	NOTES AND BOM
2	CONFIGURATIONS
3-4	KEY CONFIGURATIONS
5	BLADE SEALED ASSEMBLY
6	SYSTEM PACKAGING
7	BACKSHELL NOTES
8	BACKSHELL
9	BACKSHELL CONFIGURATIONS

NOTES: VALID UNLESS OTHERWISE SPECIFIED

1. GENERAL:
a. APPLICATION SPECIFICATION SEE: AS-33472-100
-CONTAINS: PRODUCT INTRODUCTION, PRODUCT SUMMARY, CONNECTOR ASSEMBLY, PACKAGING INFORMATION, CONNECTOR MATING, SERVICE INSTRUCTIONS, ELECTRICAL CONTINUITY CHECKING, CRIMPING, AND TROUBLESHOOTING.
-DESIGNED TO MATE WITH RECEPTACLE SEALED ASSEMBLY AS SPECIFIED IN THE MATING CONNECTOR DRAWINGS CHART.
*DENOTES DRAWINGS THAT CAN BE ACCESSED AT <http://ewcap.uscarteams.org/>.
-ASSEMBLY SHIPPED WITH PLR IN PRE-LOCK POSITION (SEE PLR PRE-LOCK VIEW SHEET 5).

b. PRODUCT SPECIFICATION SEE:
-STANDARD CONFIGURATION: PS-33472-000
-UL V0 CONFIGURATION: TBD
CONTAINS: PRODUCT INTRODUCTION, PRODUCT SUMMARY, RATINGS (CURRENT, TEMPERATURE, SEALING, AND FLAMMABILITY), TERMINALS, WIRE DIAMETER RANGE, PRODUCT VALIDATION, AND PRODUCT DEVIATIONS.

c. PACKAGING SPECIFICATION PER MOLEX DRAWING: PK-31300-635

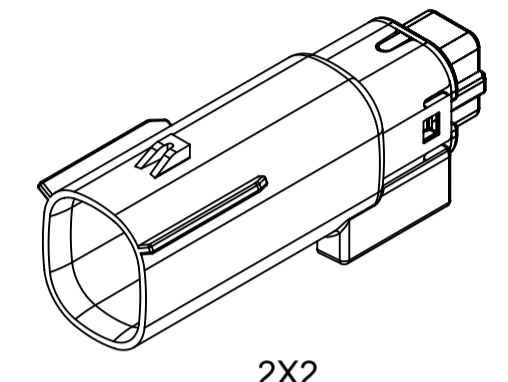
d. PARTS MUST BE IN COMPLIANCE TO MOLEX CHEMICAL SUBSTANCES FOR PRODUCTS AND PACKAGING SPECIFICATION: QEHS-699000-300

e. DATA MUST BE SUBMITTED UNDER THE MOLEX PART NUMBER TO IMDS (COMPANY ID#13255)

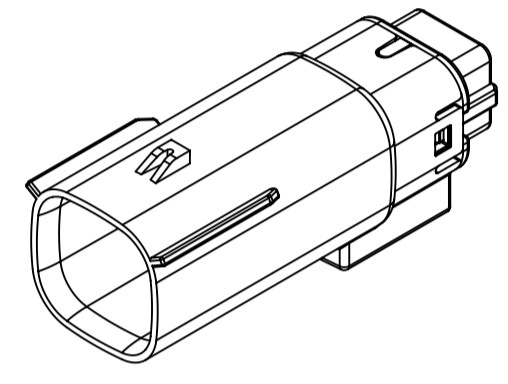
2. DESIGN - MATERIALS:
a. FOR BILL OF MATERIALS SEE:
-STANDARD CONFIGURATION: SD-33482-0002
-UL V0 CONFIGURATION: SD-160084-0002

3. DESIGN - GEOMETRY:
a. THE 3-D CAD DATA IS BASIC (WITHOUT TOLERANCE) AND MASTER FOR THIS PART WITH THE EXCEPTION OF UNDERLINED DIMENSIONS. DIMENSIONAL INFORMATION NOT SHOWN ON THIS DRAWING IS DEFINED BY THE DATA FILE AT ITS LATEST REVISION.
b. GEOMETRIC DIMENSIONS AND TOLERANCES PER ASME Y14.5M-2009
c. EDGES AND UNDIMENSIONED DETAILS PER ISO13715
d. CORNERS SHOWN AS SHARP TO BE R 0.2 MAX.
e. LETTERING SHALL BE 0.15 MAX RAISED IN 0.25 MAX RECESS PAD. THIS INCLUDES RECYCLING CODE, CAVITY ID, VENDOR IDENTIFICATION, AND CUSTOMER MATERIAL NUMBER.
f. VISUAL DEFECTS SHALL MEET COSMETIC STANDARD PS-45499-002 (Class B).
g. LASER MARKING:
1. PART NUMBER
2. DAY OF THE YEAR
3. SHIFT
4. YEAR
FOR ADDITIONAL INFORMATION SEE SECTION 5 UNDER PROCEDURES IN ES-34735-008.

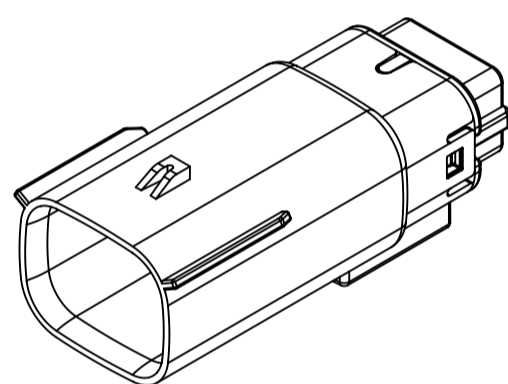
MATING CONNECTOR DRAWINGS	
DESCRIPTION	MOLEX INLINE
2X2	SD-33472-0001
2X3	SD-33472-0001
2X4	SD-33472-0001
2X6	SD-33472-0001
2X8	SD-33472-0001
2X10	SD-33472-0001



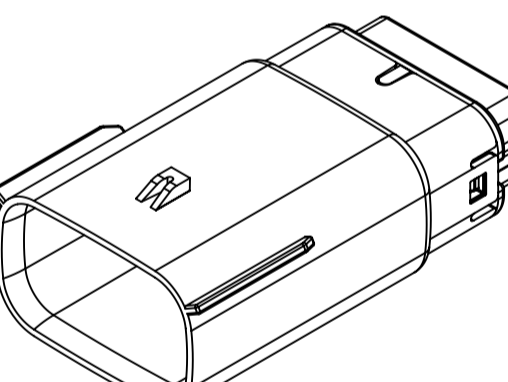
2X2



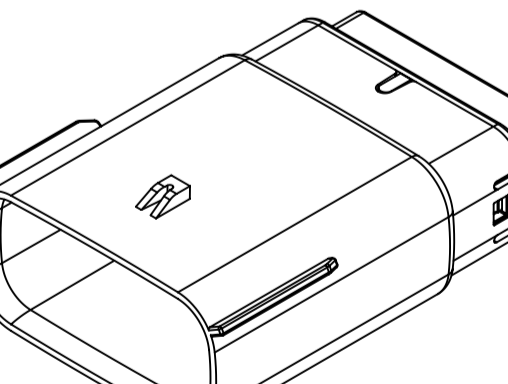
2X3



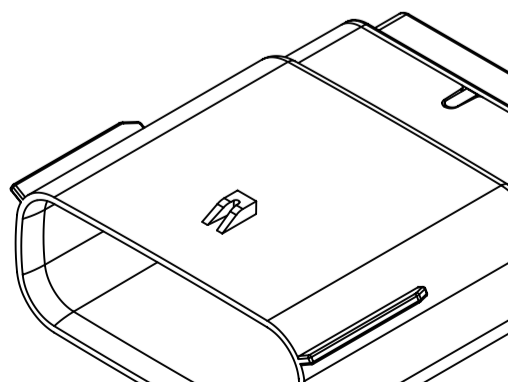
2X4



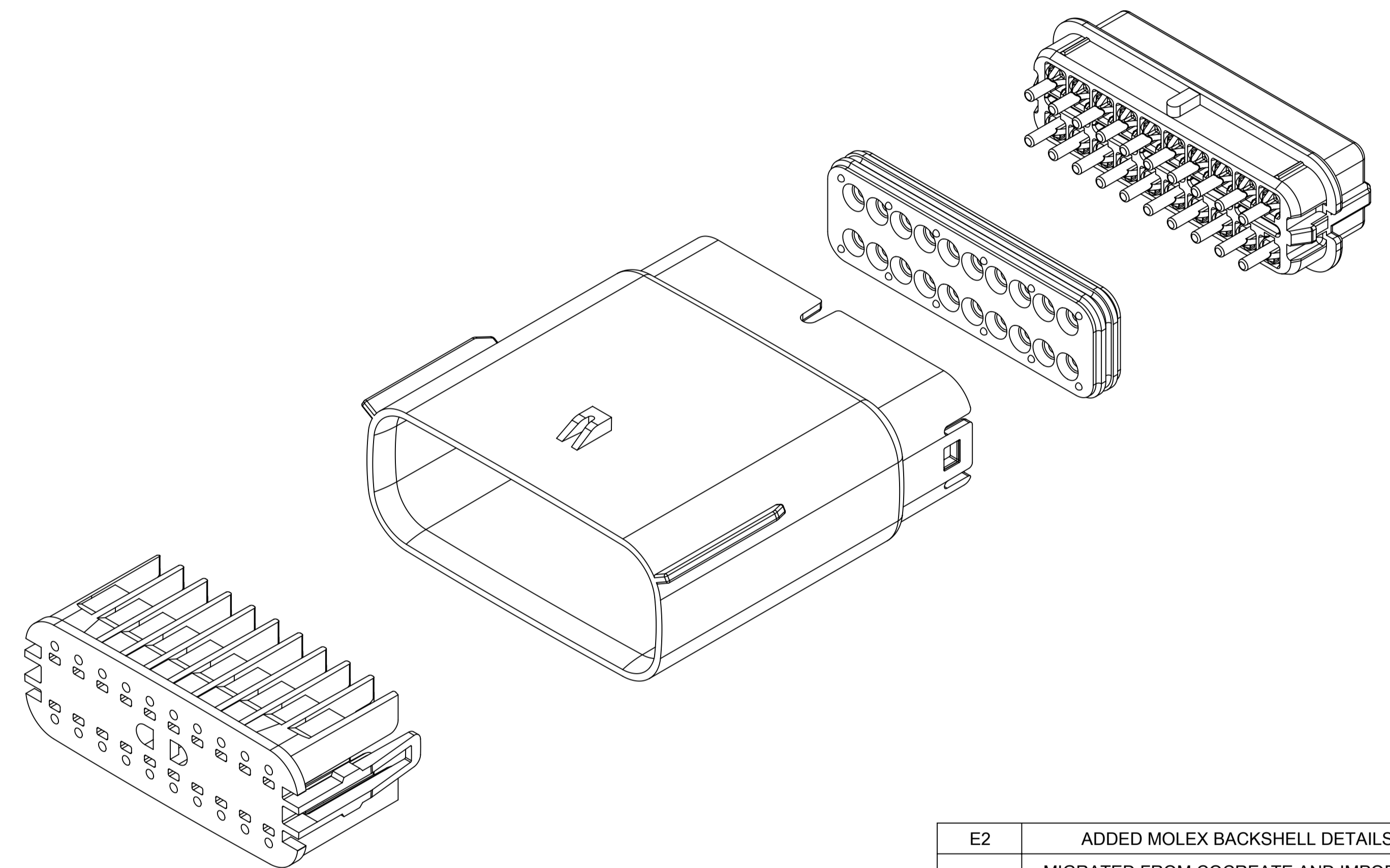
2X6



2X8



2X10

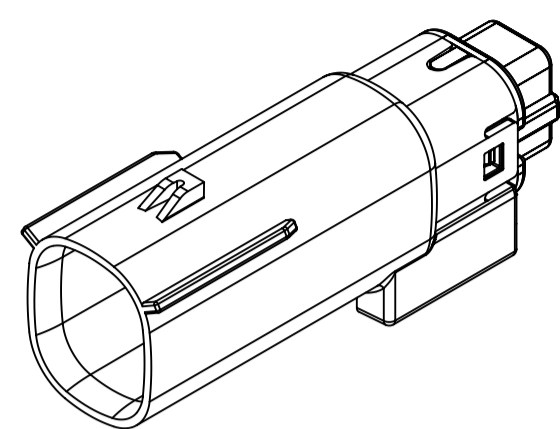


INSPECTION NUMBER LOG	
LAST NUMBER:	9
ADDED:	
REMOVED:	

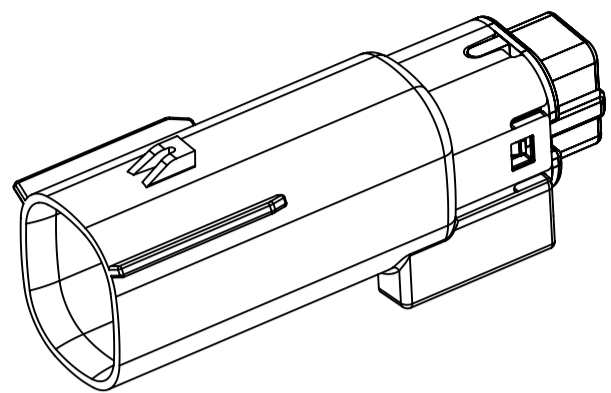
E2	ADDED MOLEX BACKSHELL DETAILS
E1	MIGRATED FROM COCREATE AND IMPORTED DXF FILES
E	ADDED CHARTED DIMENSIONS FOR 2X2, 2X4, 2X6 AND 2X8 WITH CLIPSLLOT
D	MINOR GEOMETRY CHANGE FOR UL V0
C3	ADD 2X4
C2	ADD 2X3
C1	ADD UL V0 CONFIGURATIONS
C	ADD 2X8
B1	ADD 2X6 BACKSHELL INFO
B	ADD 2X6
A	INITIAL RELEASE
REV	REV DESCRIPTION

SYMBOLS = 0 = 0 = 0 = 0 = 0 = 0 = 0 = 0 = 0	THIS DRAWING CONTAINS INFORMATION THAT IS PROPRIETARY TO MOLEX ELECTRONIC TECHNOLOGIES, LLC AND SHOULD NOT BE USED WITHOUT WRITTEN PERMISSION DIMENSION UNITS: mm SCALE: 1.5:1 GENERAL TOLERANCES (UNLESS SPECIFIED) ANGULAR TOL ± 1.0° 4 PLACES ± 3 PLACES ± 2 PLACES ± 0.1 1 PLACE ± 0.2 0 PLACES ± DRAFT WHERE APPLICABLE MUST REMAIN WITHIN DIMENSIONS	CURRENT REV DESC: EC NO: 171650 DRWN: PMANJUNATHAC 2018/01/03 CHK'D: MVANSLAMBROU 2018/02/16 APPR: MVANSLAMBROU 2018/02/16 INITIAL REVISION: DRWN: APROFFITT 2014/04/28 APPR: VKOSHY 2014/05/14	 MX150 BLADE DUAL ROW SEALED ASSEMBLY MAT SEAL PRODUCT CUSTOMER DRAWING												
	<table border="1"> <tr> <td>DOCUMENT NUMBER</td> <td>DOC TYPE</td> <td>DOC PART</td> <td>REVISION</td> </tr> <tr> <td>SD-33482-0001</td> <td>PSD</td> <td>001</td> <td>E2</td> </tr> </table>	DOCUMENT NUMBER	DOC TYPE	DOC PART	REVISION	SD-33482-0001	PSD	001	E2	<table border="1"> <tr> <td>MATERIAL NUMBER</td> <td>CUSTOMER</td> <td>SHEET NUMBER</td> </tr> <tr> <td></td> <td>GENERAL MARKET</td> <td>1 OF 11</td> </tr> </table>	MATERIAL NUMBER	CUSTOMER	SHEET NUMBER		GENERAL MARKET
DOCUMENT NUMBER	DOC TYPE	DOC PART	REVISION												
SD-33482-0001	PSD	001	E2												
MATERIAL NUMBER	CUSTOMER	SHEET NUMBER													
	GENERAL MARKET	1 OF 11													

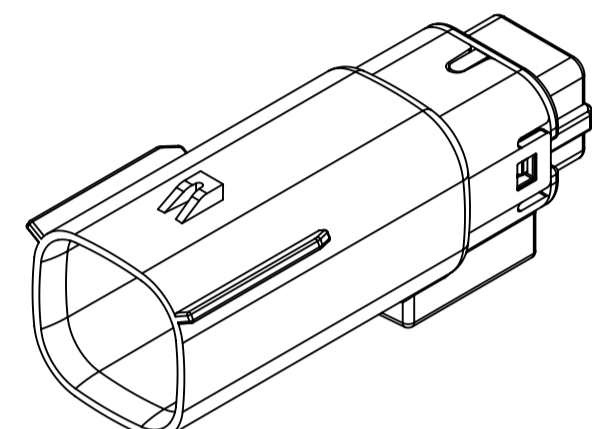
SHEET DESCRIPTION
CONFIGURATIONS



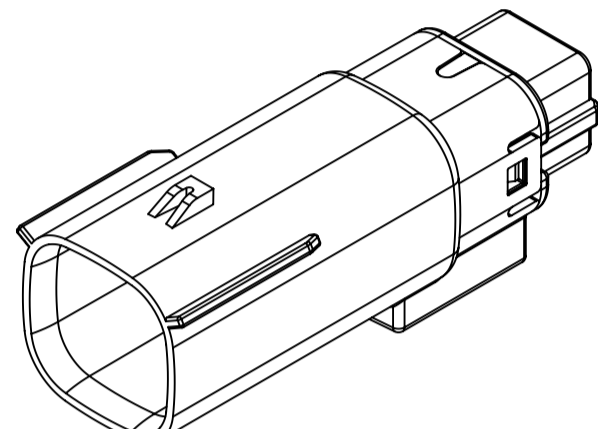
2X2 - STANDARD (STD)



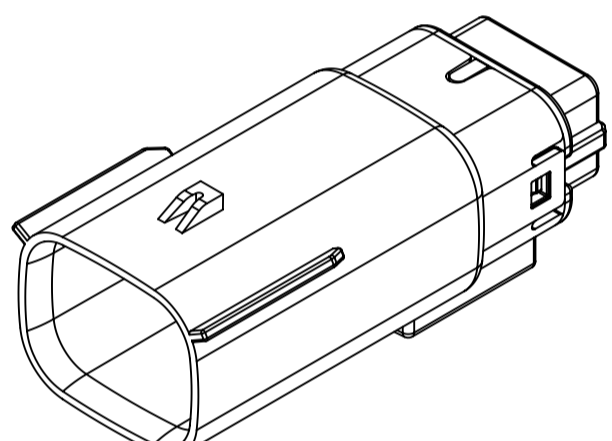
2X2 - UL V0*



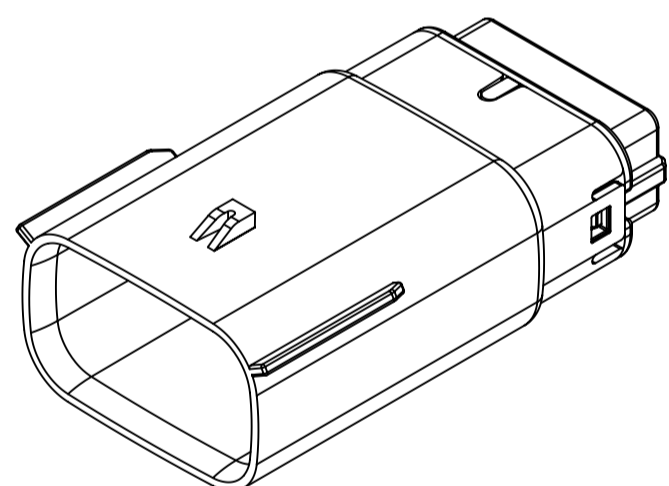
2X3 - STANDARD (STD)



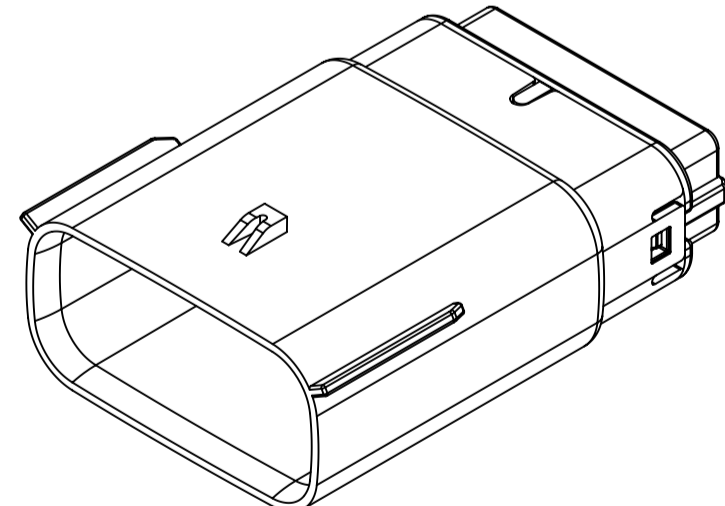
2X3 - LENGTHENED



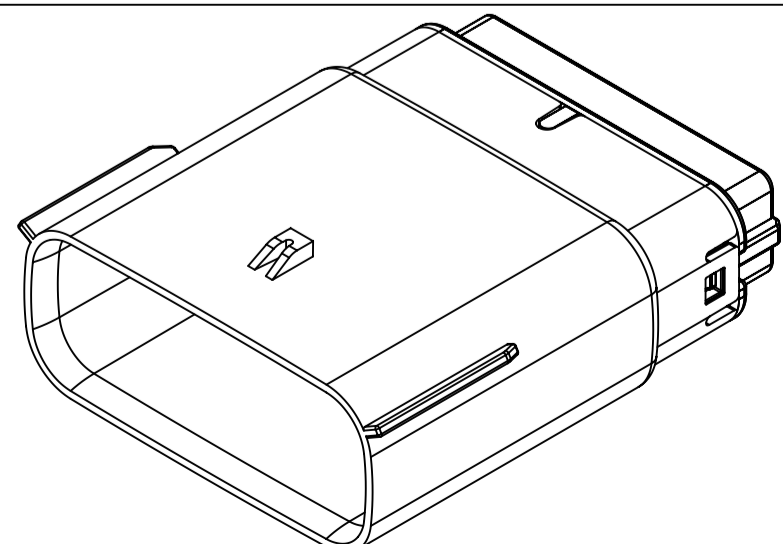
2X4 - STANDARD (STD)



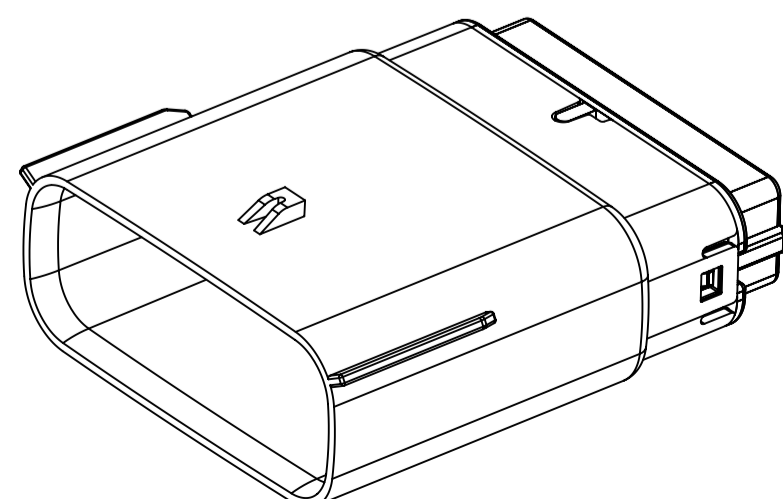
2X6 - STANDARD (STD)



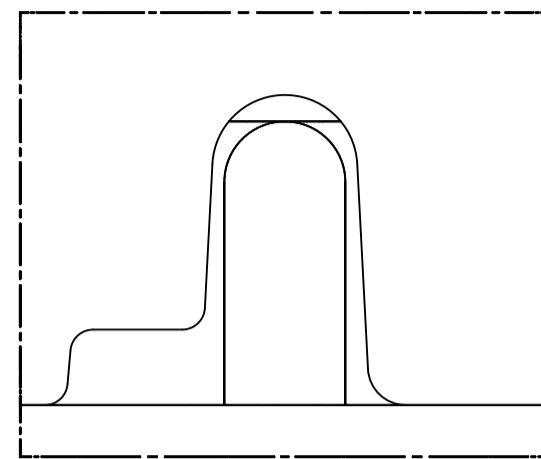
2X8 - STANDARD (STD)



2X10 - STANDARD (STD)



2X10 - UL V0*



UL V0 UNIQUE FEATURE

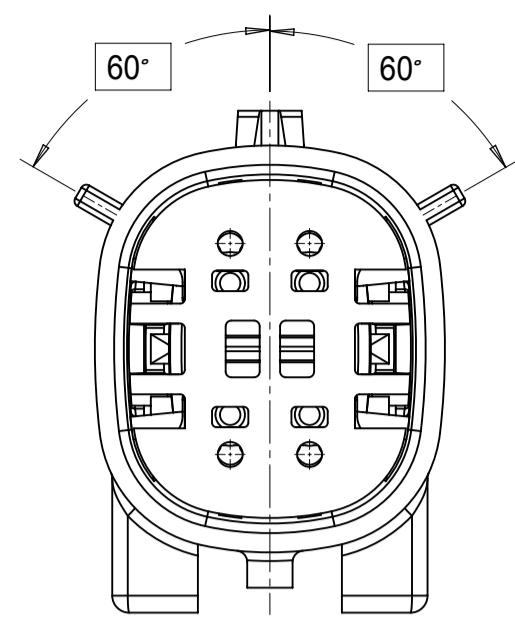
Partial1
SCALE 10:1

* MINOR GEOMETRY CHANGE THAN STANDARD CONFIGURATION.
SEE NOTE 2a FOR MORE INFORMATION

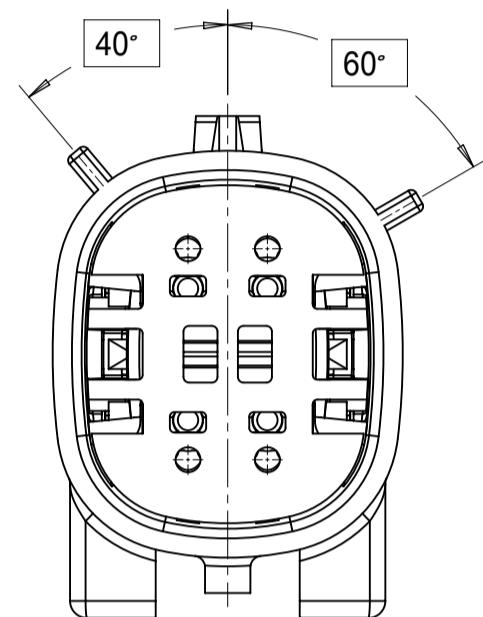
SYMBOLS	THIS DRAWING CONTAINS INFORMATION THAT IS PROPRIETARY TO MOLEX ELECTRONIC TECHNOLOGIES, LLC AND SHOULD NOT BE USED WITHOUT WRITTEN PERMISSION		CURRENT REV DESC:		molex
	DIMENSION UNITS	SCALE			
▽ = 0	mm	1.5:1	EC NO: 171650		MX150 BLADE DUAL ROW SEALED ASSEMBLY MAT SEAL
▽ = 0	GENERAL TOLERANCES (UNLESS SPECIFIED)		DRWN: PMANJUNATHAC 2018/01/03		
▽ = 0	ANGULAR TOL ± 1.0°		CHK'D: MVANSLAMBROU 2018/02/16		
▽ = 0	4 PLACES ±		APPR: MVANSLAMBROU 2018/02/16		
▽ = 0	3 PLACES ±		INITIAL REVISION:		
▽ = 0	2 PLACES ± 0.1		DRWN: APROFFITT 2014/04/28		
▽ = 0	1 PLACE ± 0.2		APPR: VKOSHY 2014/05/14		
▽ = 0	0 PLACES ±		THIRD ANGLE PROJECTION		
▽ = 0	DRAFT WHERE APPLICABLE MUST REMAIN WITHIN DIMENSIONS		DRAWING	SERIES	DOCUMENT NUMBER
▽ = 0			A1-SIZE	33482	SD-33482-0001
					DOC TYPE DOC PART REVISION
					PSD 001 E2
					MATERIAL NUMBER CUSTOMER SHEET NUMBER
					GENERAL MARKET 2 OF 11

SHEET DESCRIPTION
KEY CONFIGURATIONS

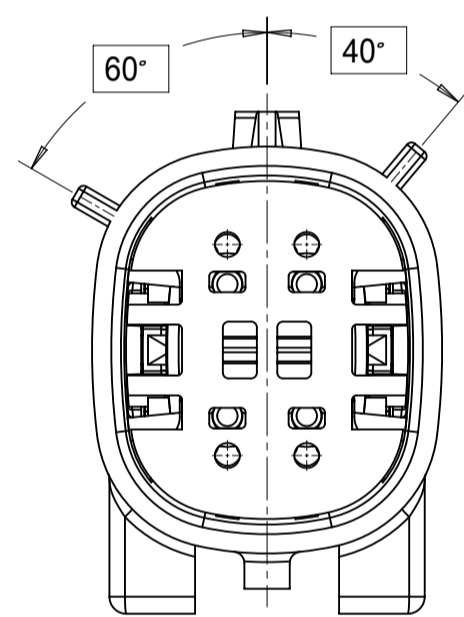
2X2



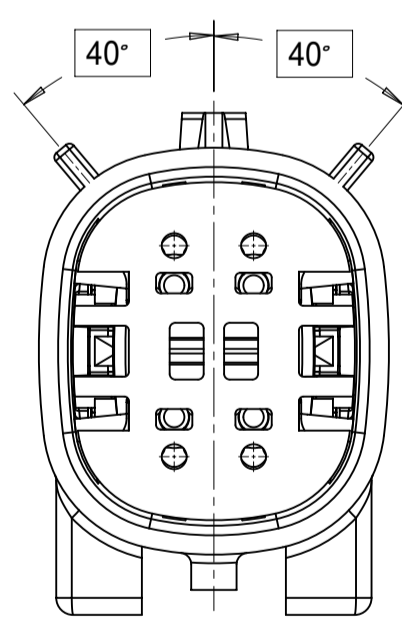
KEY A



KEY B

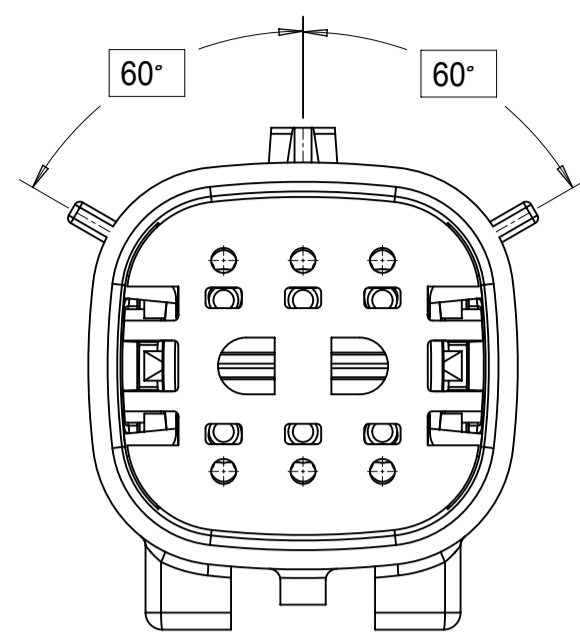


KEY C

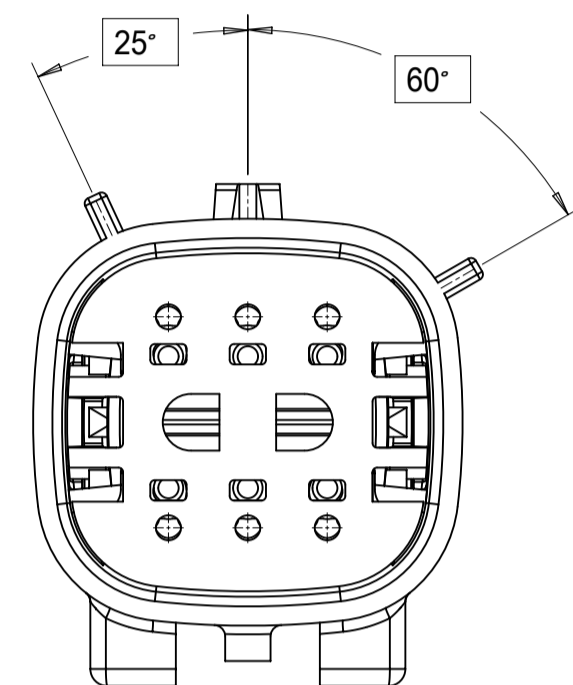


KEY D

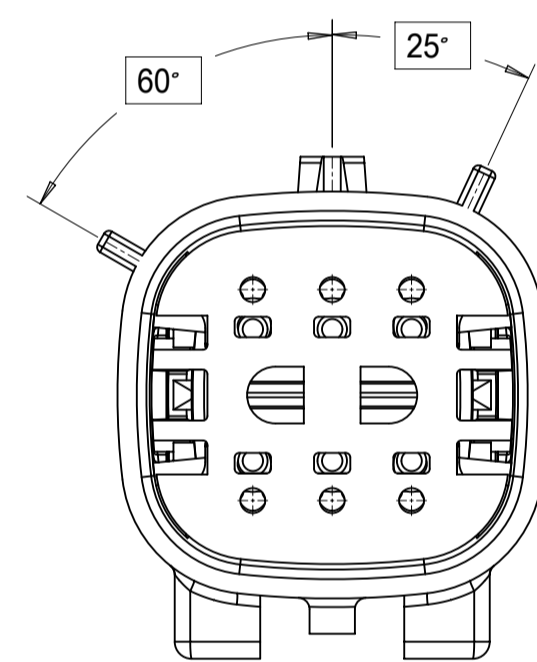
2X3



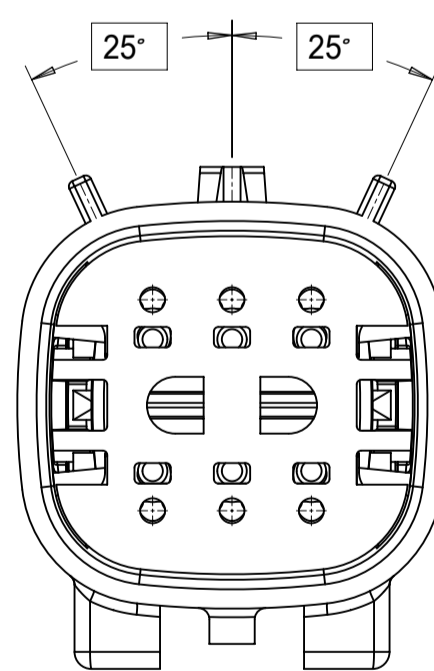
KEY A



KEY B

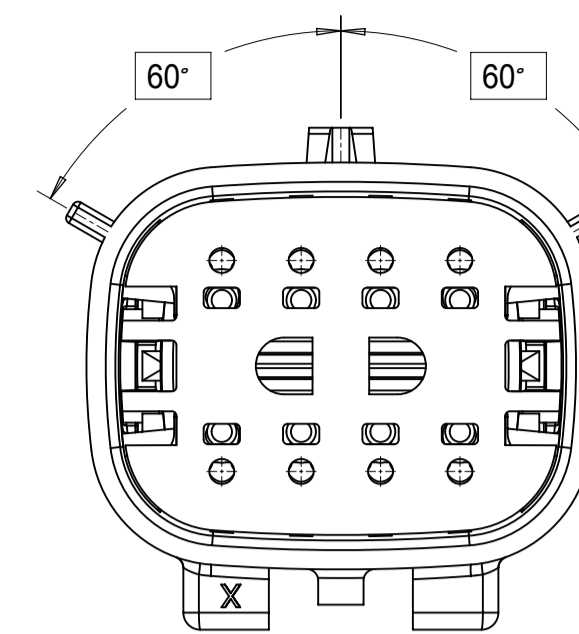


KEY C

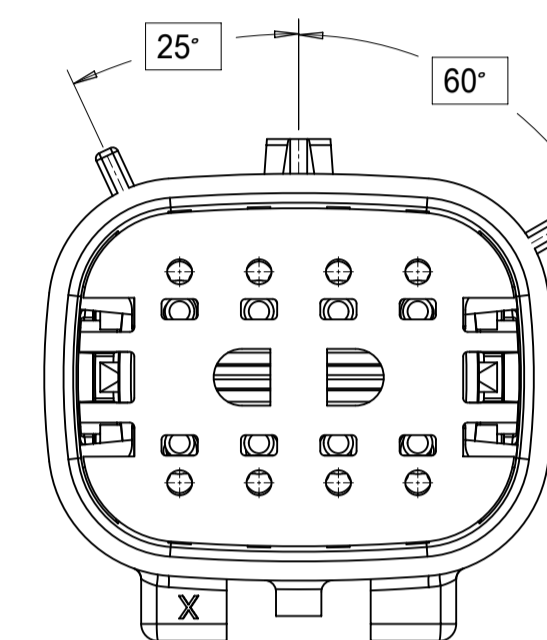


KEY D

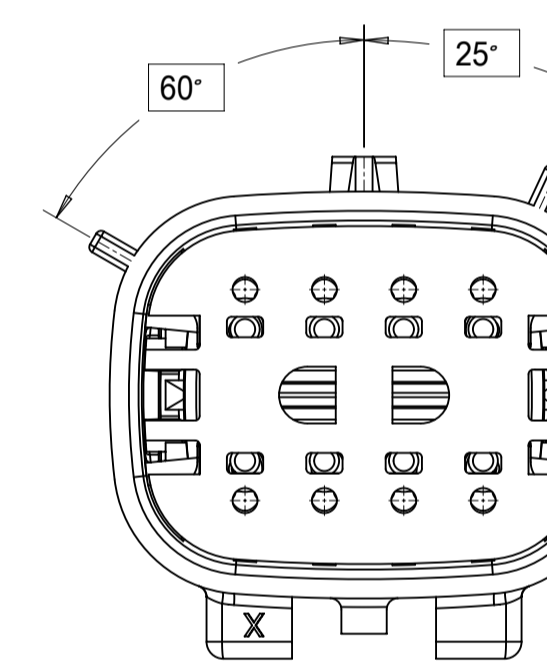
2X4



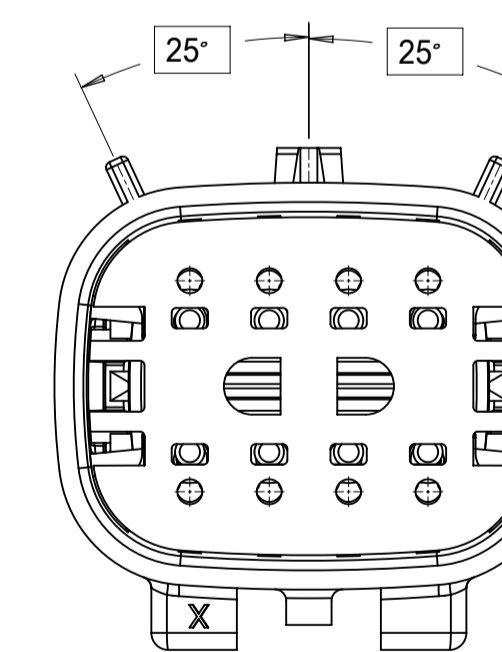
KEY A



KEY B



KEY C

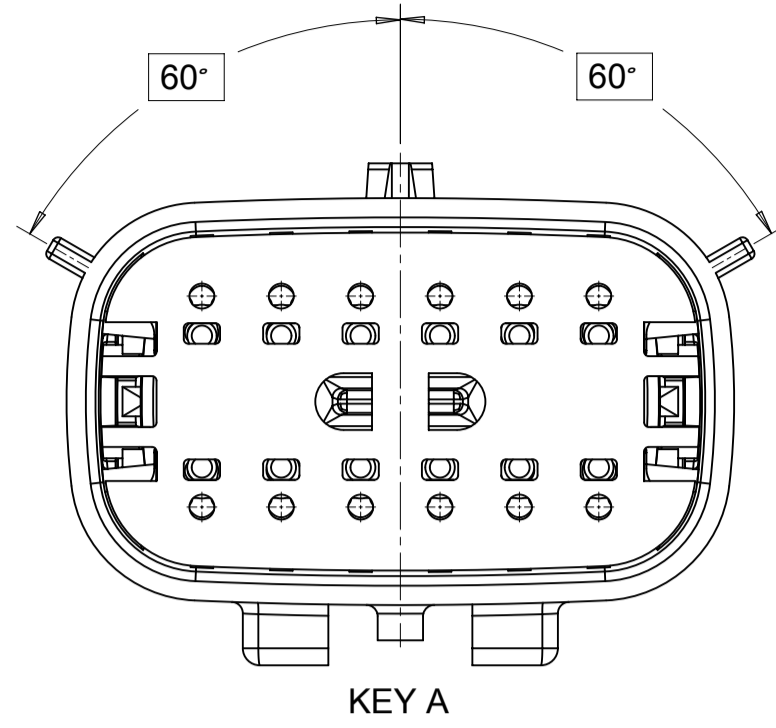


KEY D

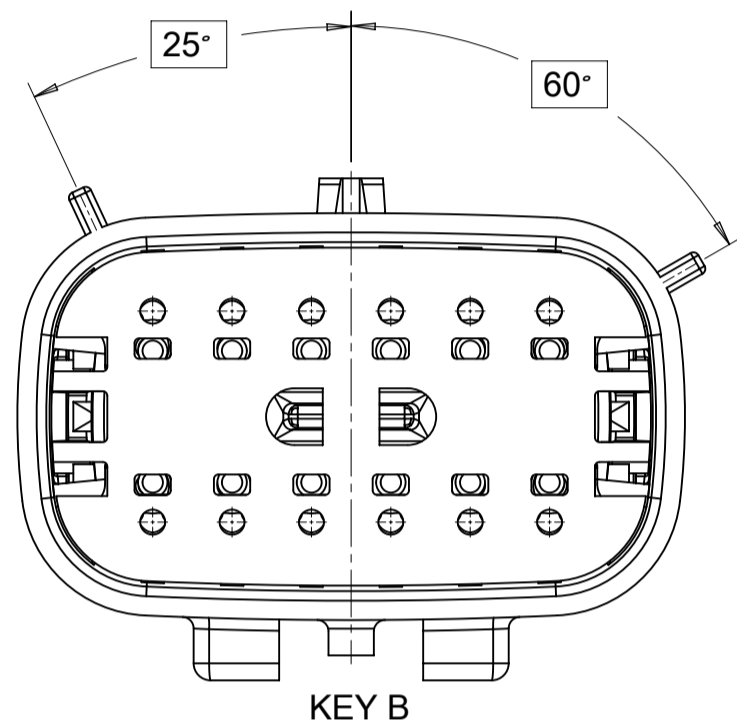
SYMBOLS = 0 = 0 = 0 = 0 = 0 = 0 = 0 = 0 = 0	THIS DRAWING CONTAINS INFORMATION THAT IS PROPRIETARY TO MOLEX ELECTRONIC TECHNOLOGIES, LLC AND SHOULD NOT BE USED WITHOUT WRITTEN PERMISSION DIMENSION UNITS: mm SCALE: 3:1	CURRENT REV DESC: EC NO: 171650 DRWN: PMANJUNATHAC 2018/01/03 CHK'D: MVANSLAMBROU 2018/02/16 APPR: MVANSLAMBROU 2018/02/16	 MX150 BLADE DUAL ROW SEALED ASSEMBLY MAT SEAL
	GENERAL TOLERANCES (UNLESS SPECIFIED) ANGULAR TOL ± 1.0° 4 PLACES ± 3 PLACES ± 2 PLACES ± 0.1 1 PLACE ± 0.2 0 PLACES ±	INITIAL REVISION: DRWN: APROFFITT 2014/04/28 2014/05/14 APPR: VKOSHY	
DRAFT WHERE APPLICABLE MUST REMAIN WITHIN DIMENSIONS	THIRD ANGLE PROJECTION 	DRAWING: A1-SIZE SERIES: 33482	MATERIAL NUMBER: _____ CUSTOMER: GENERAL MARKET SHEET NUMBER: 3 OF 11

SHEET DESCRIPTION
KEY CONFIGURATIONS CONT.

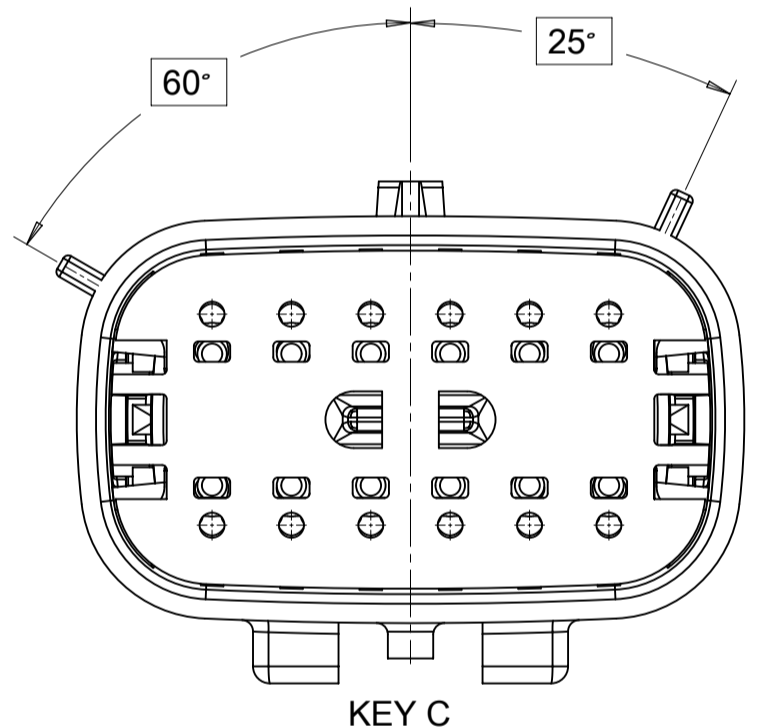
2X6



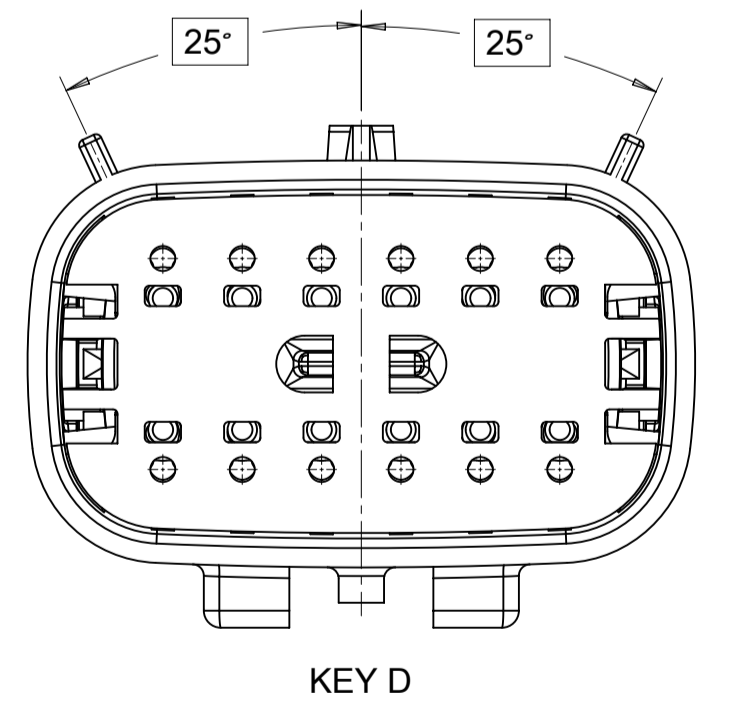
KEY A



KEY B

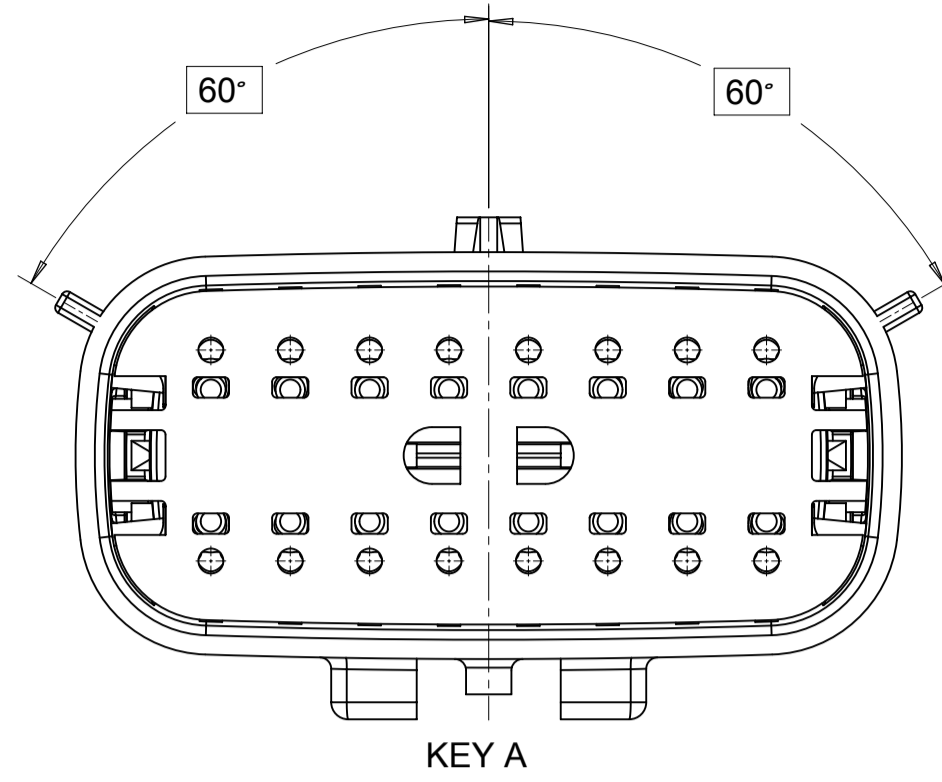


KEY C

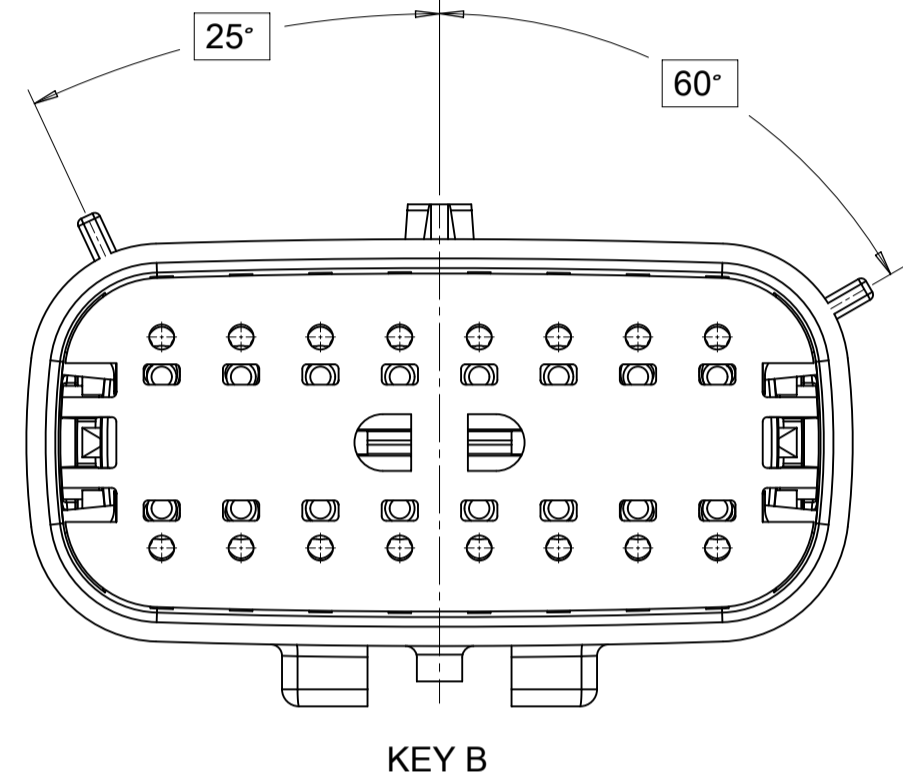


KEY D

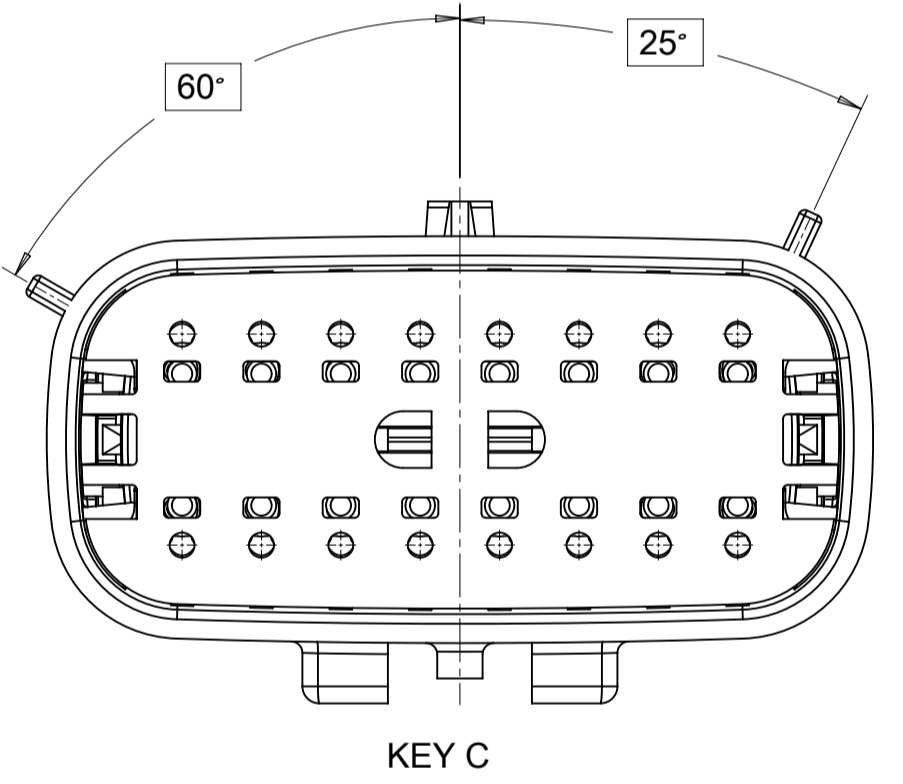
2X8



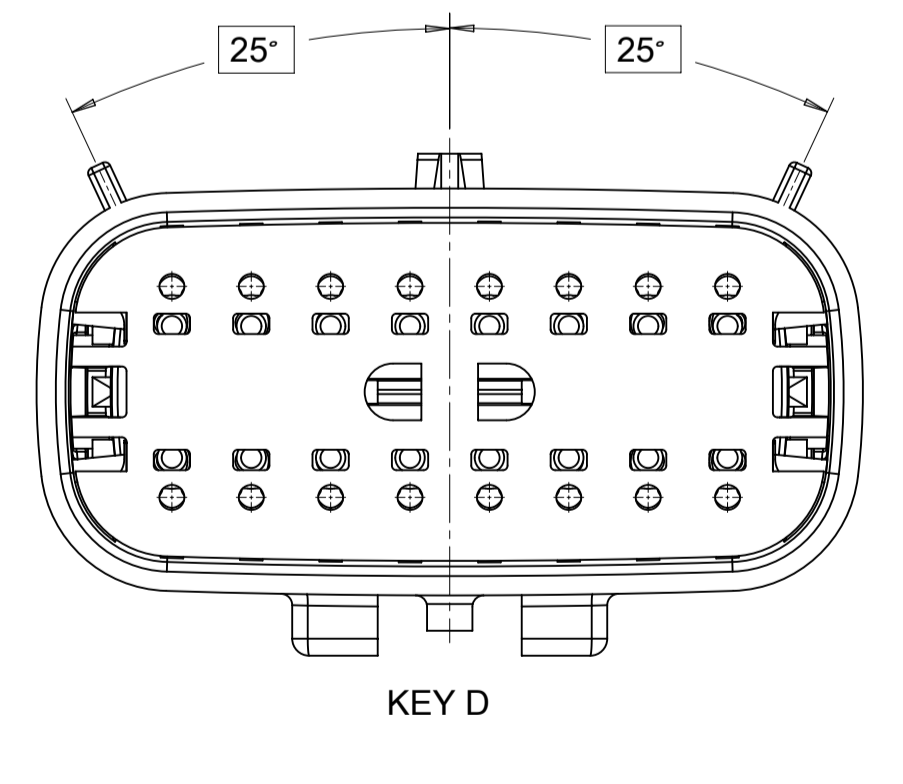
KEY A



KEY B

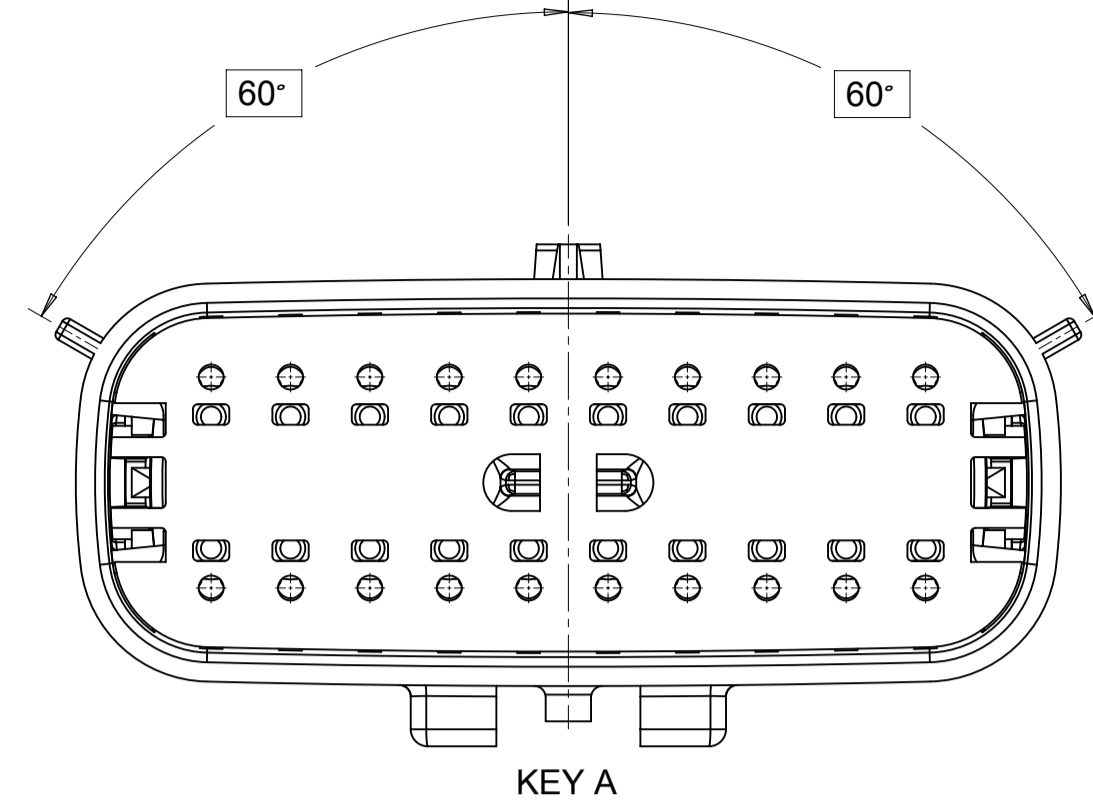


KEY C

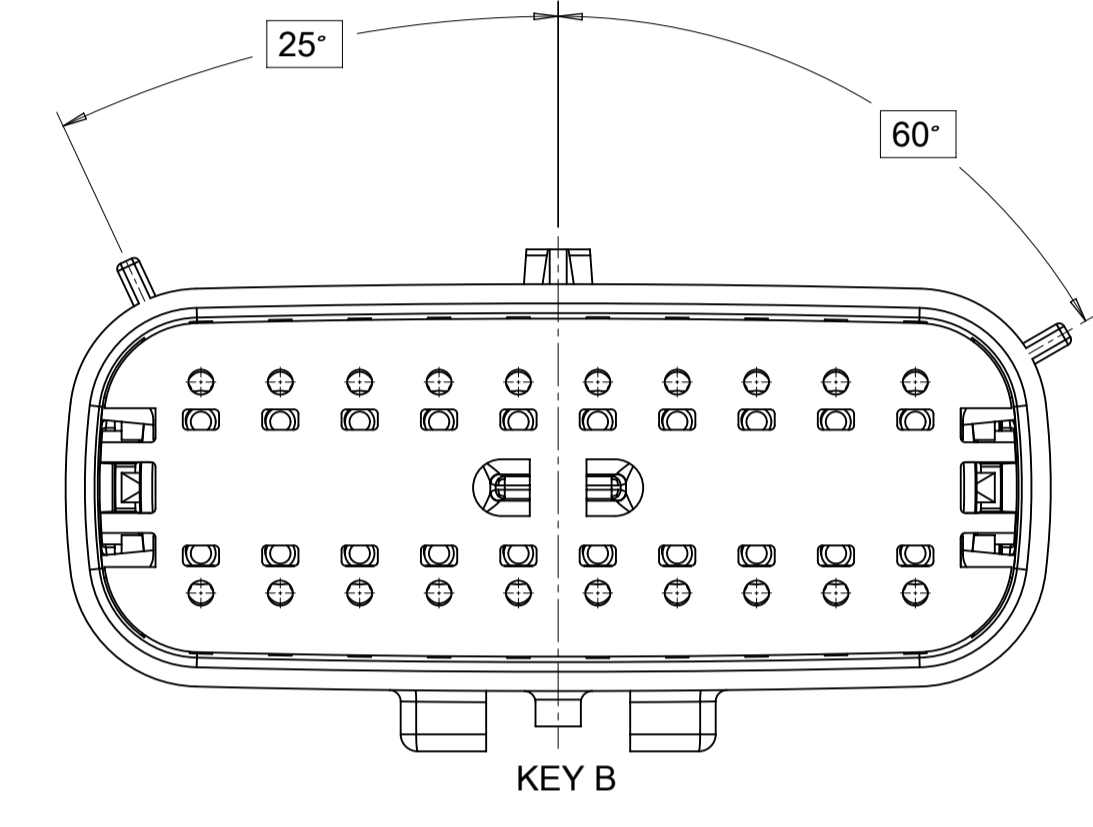


KEY D

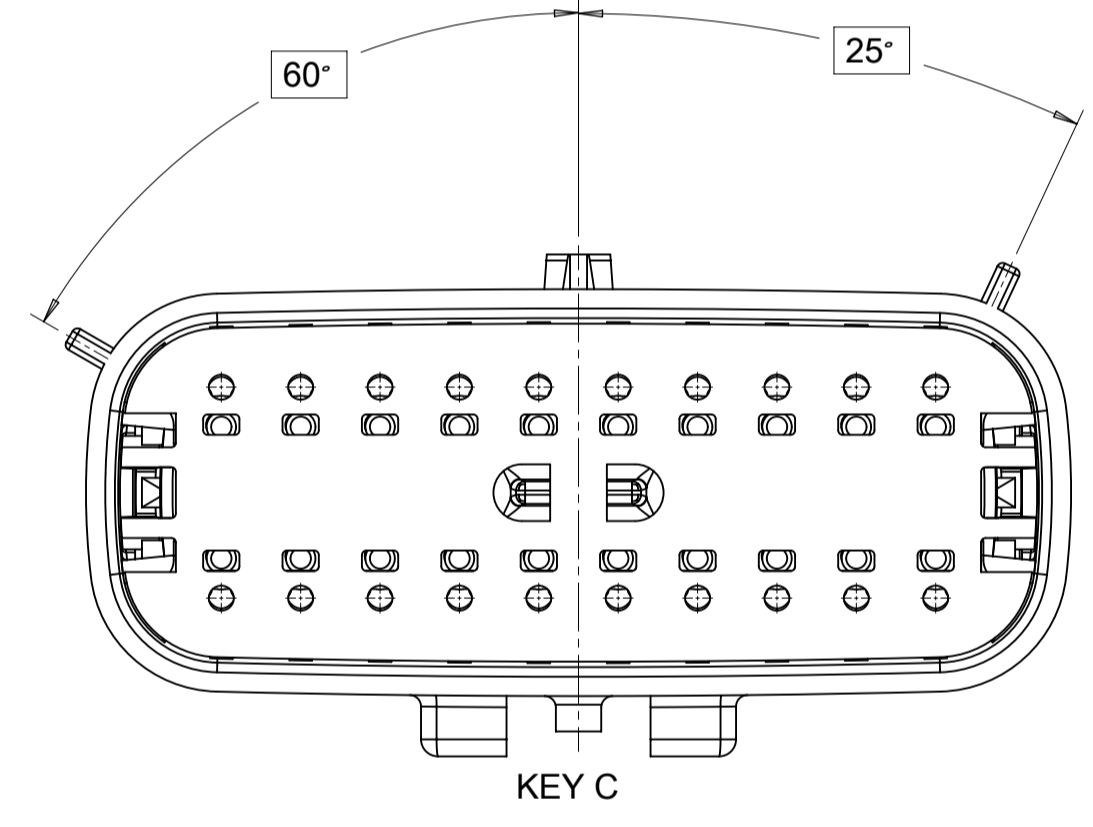
2X10



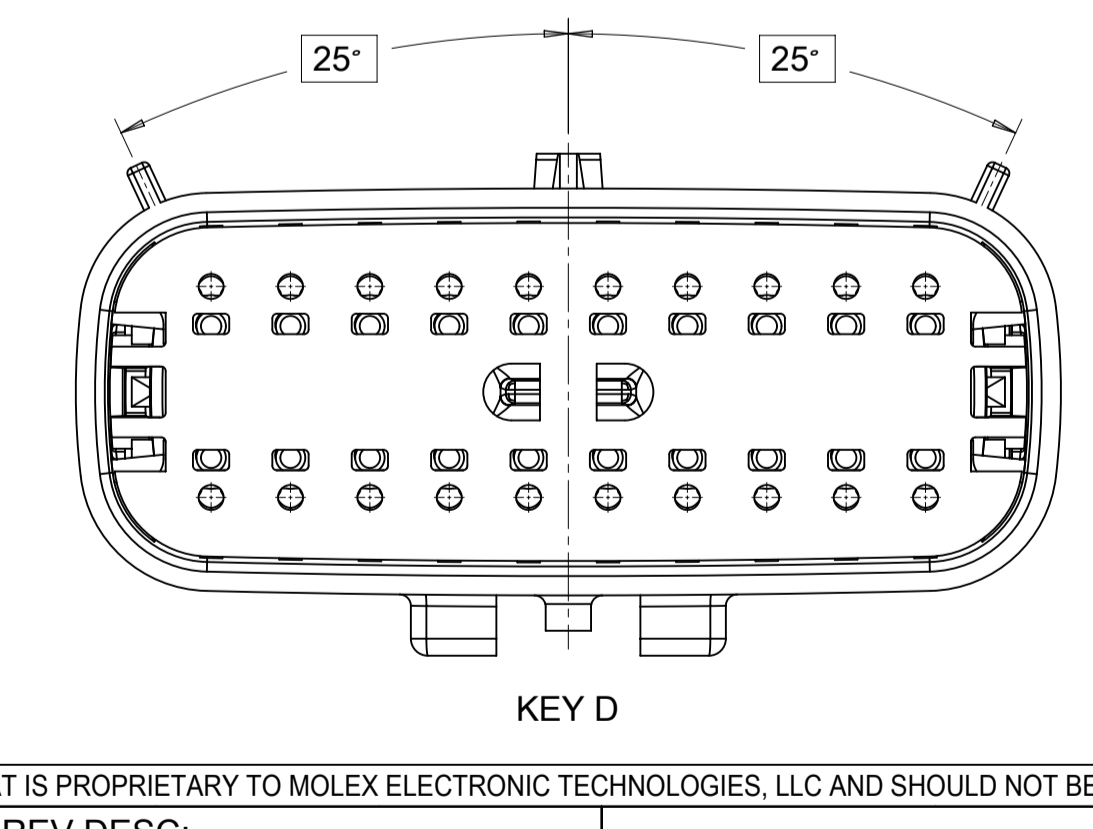
KEY A



KEY B



KEY C

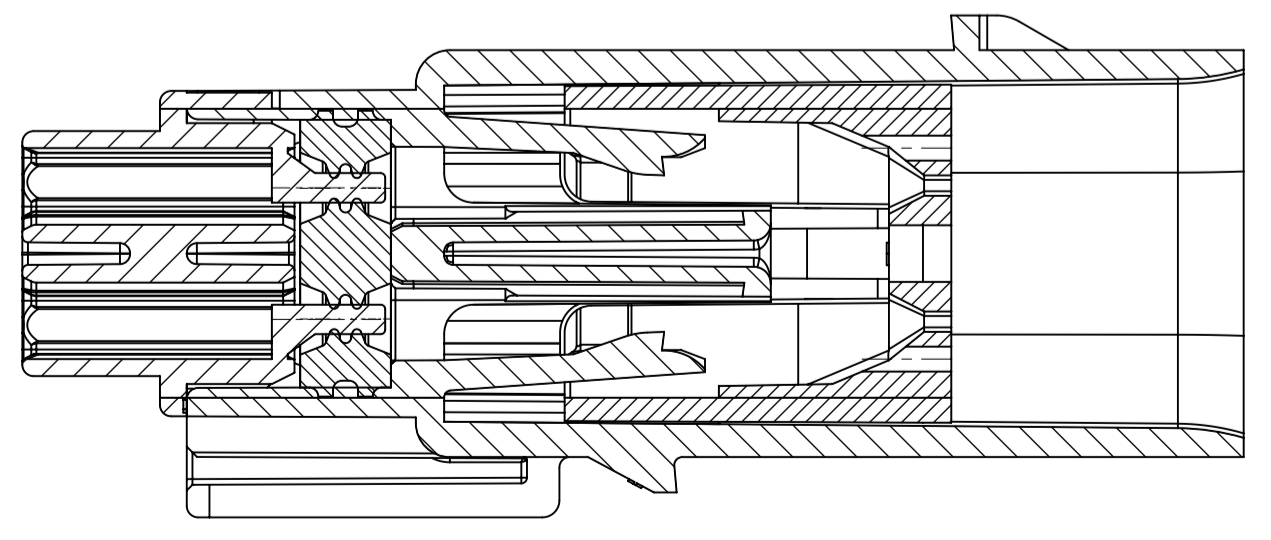
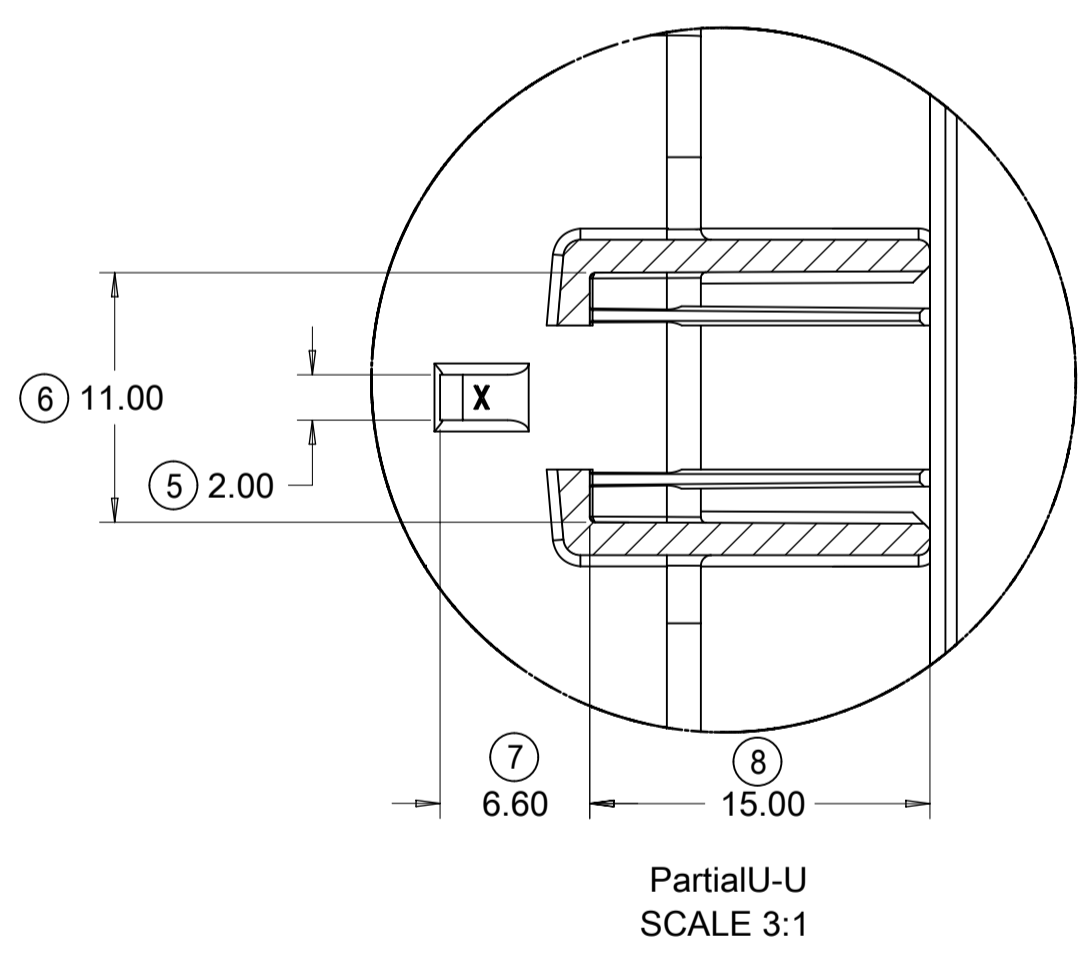
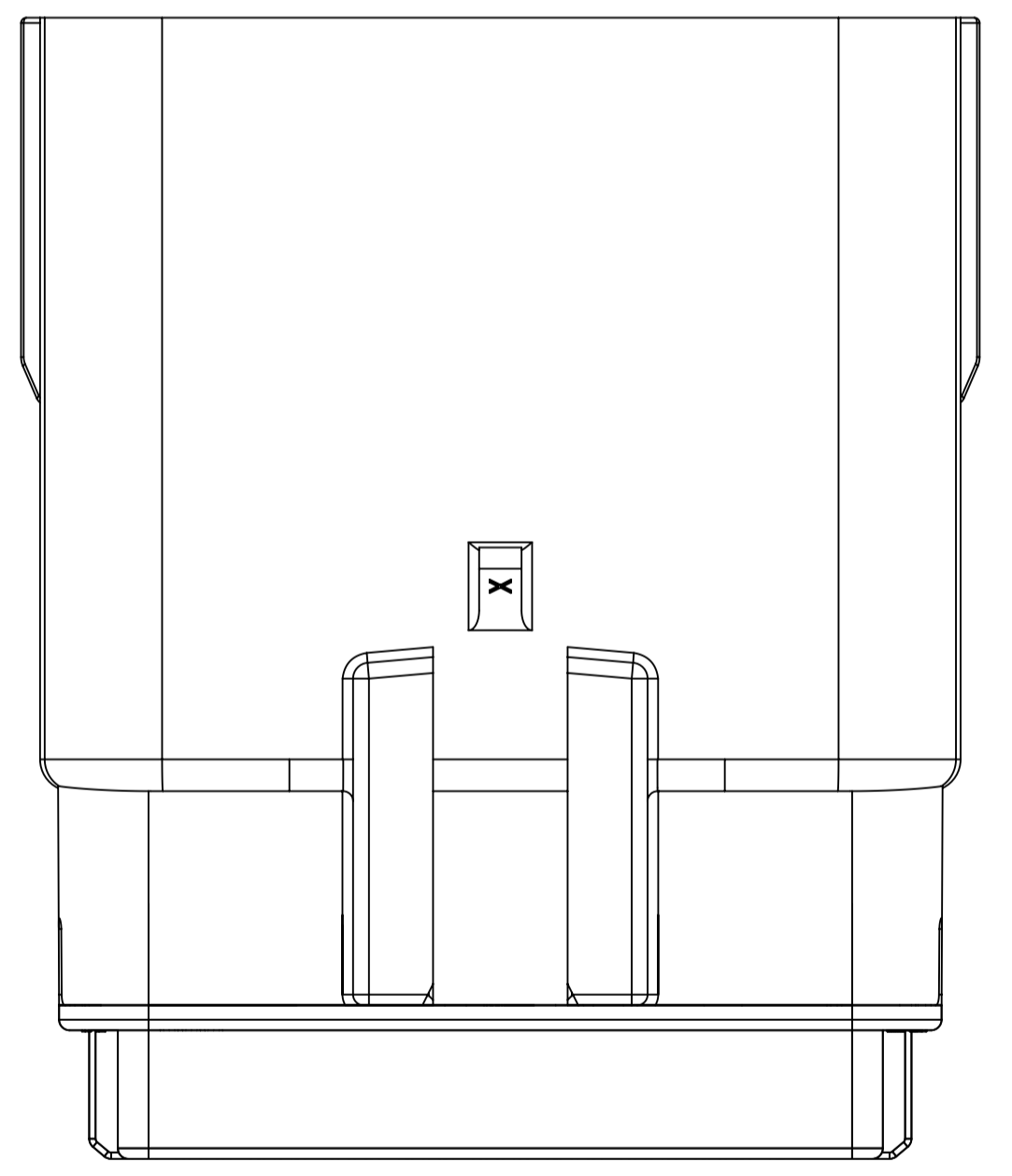
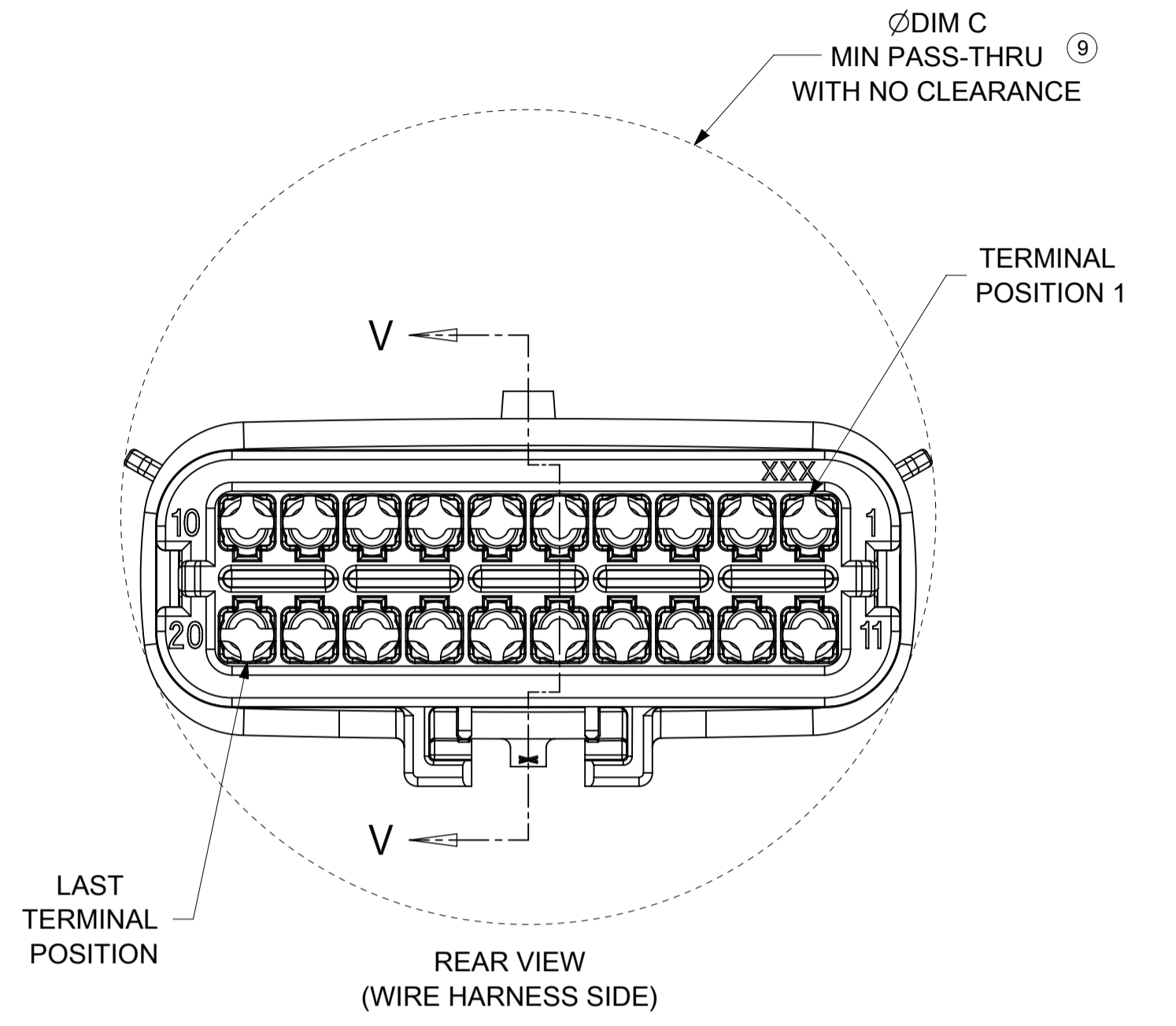
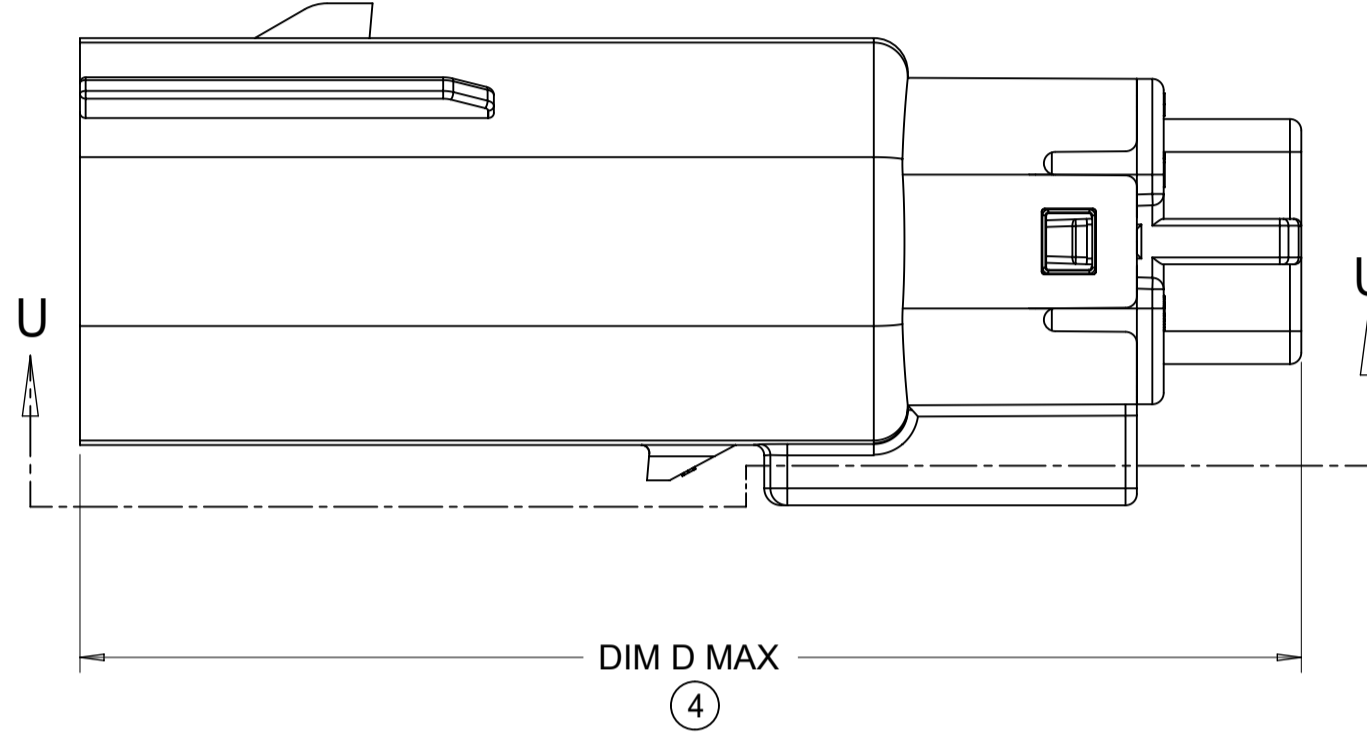
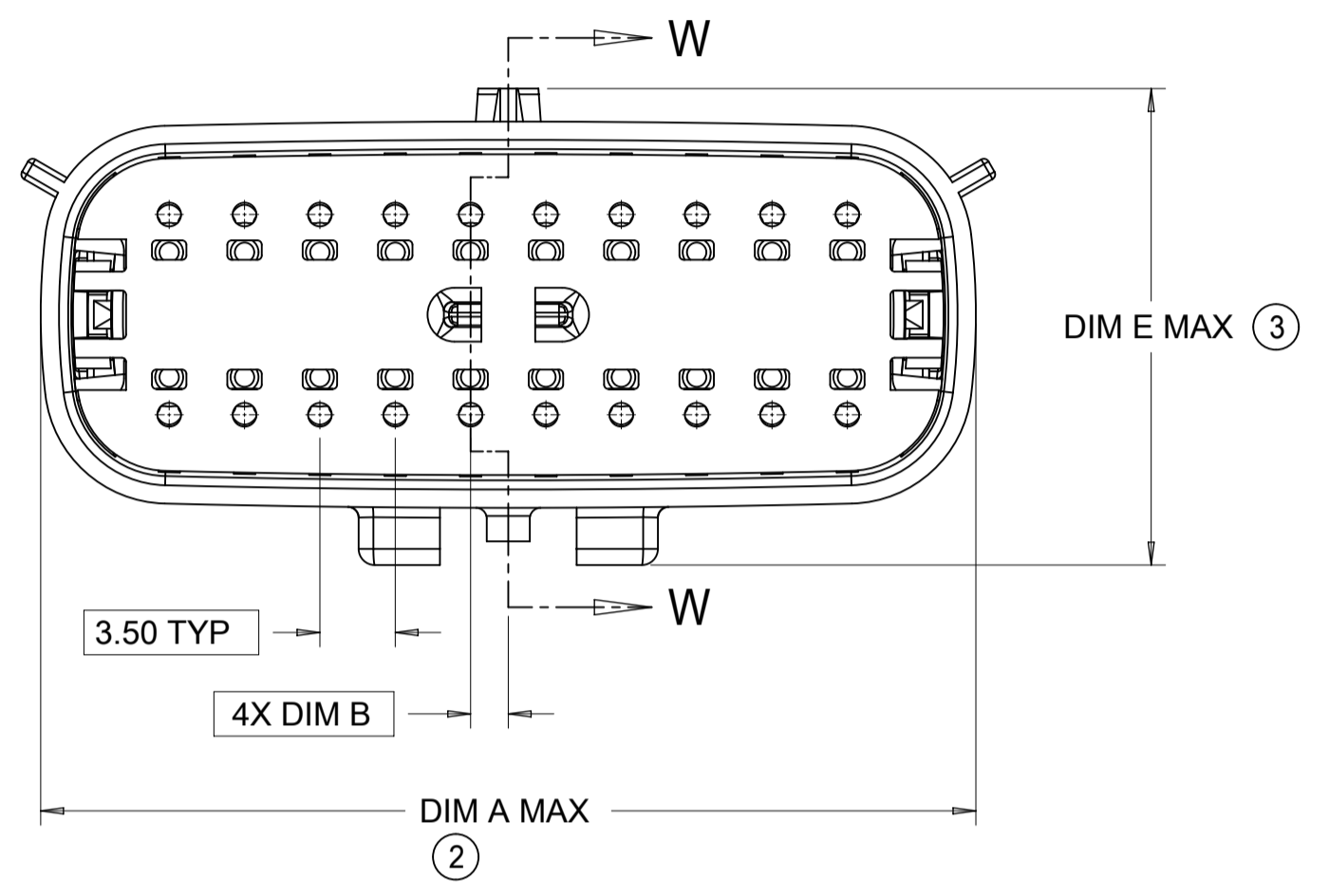
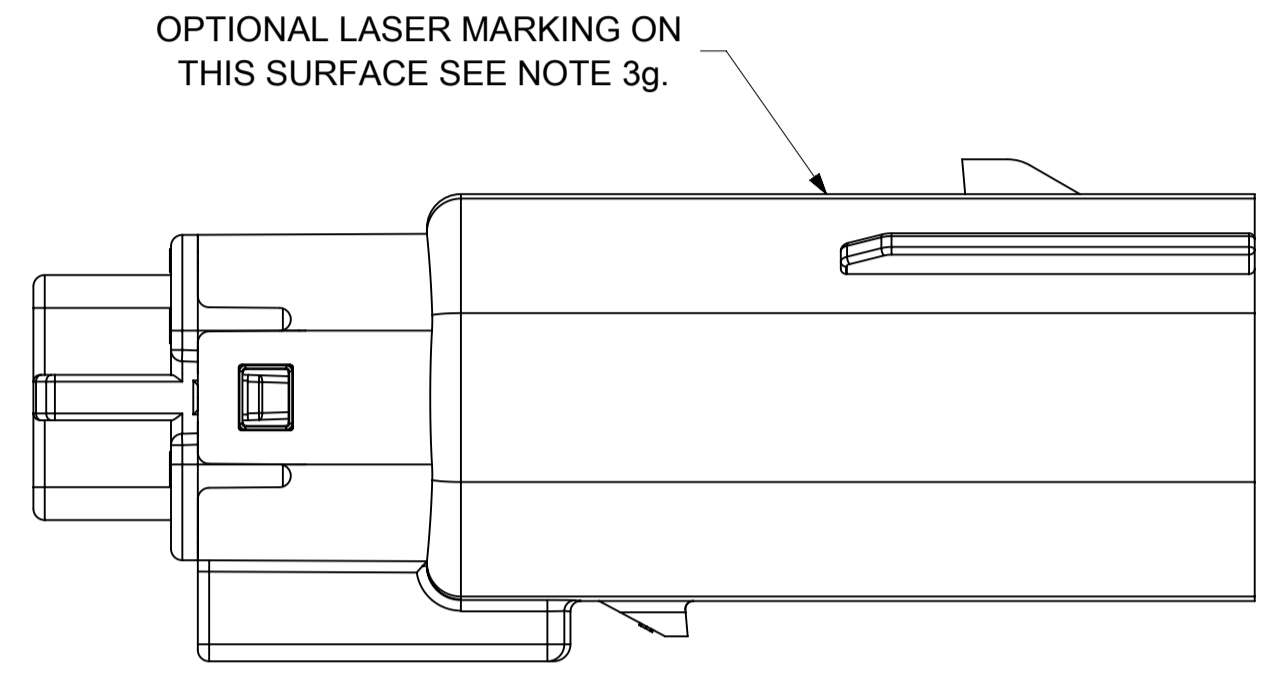


KEY D

SYMBOLS	THIS DRAWING CONTAINS INFORMATION THAT IS PROPRIETARY TO MOLEX ELECTRONIC TECHNOLOGIES, LLC AND SHOULD NOT BE USED WITHOUT WRITTEN PERMISSION		CURRENT REV DESC:						
	DIMENSION UNITS	SCALE						EC NO: 171650	DRWN: PMANJUNATHAC 2018/01/03
▽ = 0	mm	3:1	GENERAL TOLERANCES (UNLESS SPECIFIED)	CHK'D: MVANSLAMBROU 2018/02/16	DUAL ROW SEALED ASSEMBLY MAT SEAL				
▽ = 0	ANGULAR TOL ± 1.0°		APPR: MVANSLAMBROU 2018/02/16	PRODUCT CUSTOMER DRAWING		DOCUMENT NUMBER	DOC TYPE	DOC PART	REVISION
▽ = 0	4 PLACES ±	INITIAL REVISION:	DRWN: APROFFITT 2014/04/28	SD-33482-0001		PSD	001	E2	
▽ = 0	3 PLACES ±	DRWN: APROFFITT 2014/05/14	APPR: VKOSHY	MATERIAL NUMBER		CUSTOMER		SHEET NUMBER	
▽ = 0	2 PLACES ± 0.1	DRAFT WHERE APPLICABLE MUST REMAIN WITHIN DIMENSIONS		THIRD ANGLE PROJECTION	DRAWING	SERIES	GENERAL MARKET		
▽ = 0	1 PLACE ± 0.2	A1-SIZE		33482		4 OF 11			
▽ = 0	0 PLACES ±	A1-SIZE		33482		4 OF 11			

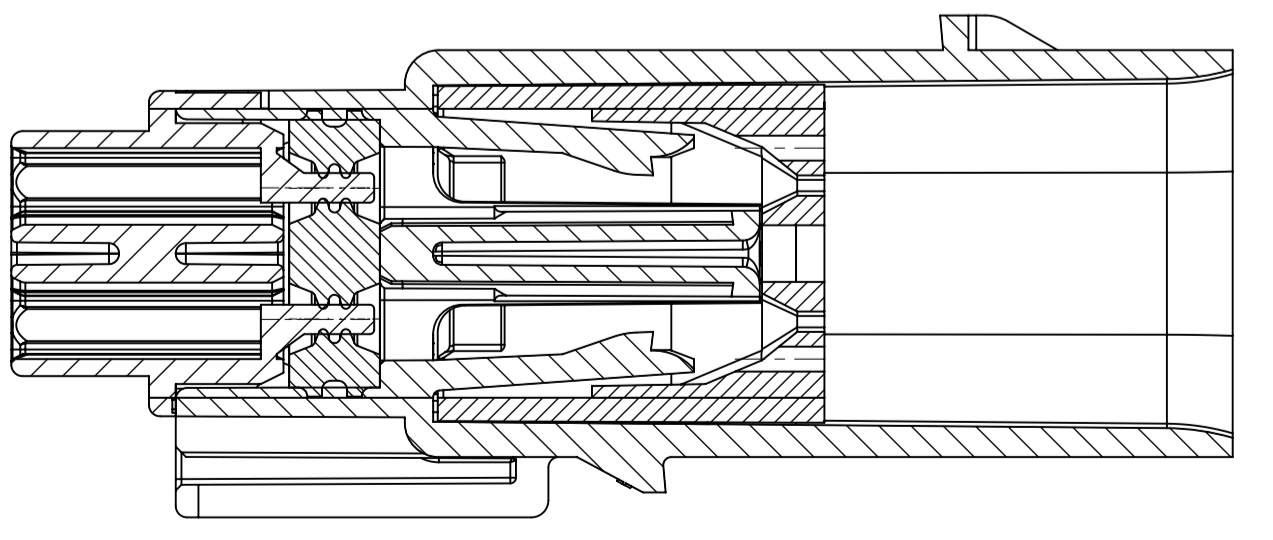
SHEET DESCRIPTION	
BLADE SEALED ASSEMBLY	

DESCRIPTION	DIMENSIONS				
	A	B	C	D	E
2X2	15.54	1.75	24.40	54.45	22.23
2X3 STANDARD	19.04	3.50	26.21	54.45	22.23
2X3 LENGTHENED	19.04	3.50	26.21	56.45	22.23
2X4	22.54	1.75	27.21	54.45	22.23
2X6	29.54	1.75	32.27	54.45	22.23
2X8	36.54	1.75	38.88	54.45	22.23
2X10	43.64	1.75	45.65	54.45	22.05



PRIMARY LOCK REINFORCEMENT (PLR) SHOWN IN PRE-STAGED POSITION

SECTION W-W



PRIMARY LOCK REINFORCEMENT (PLR) SHOWN IN FINAL-LOCK POSITION

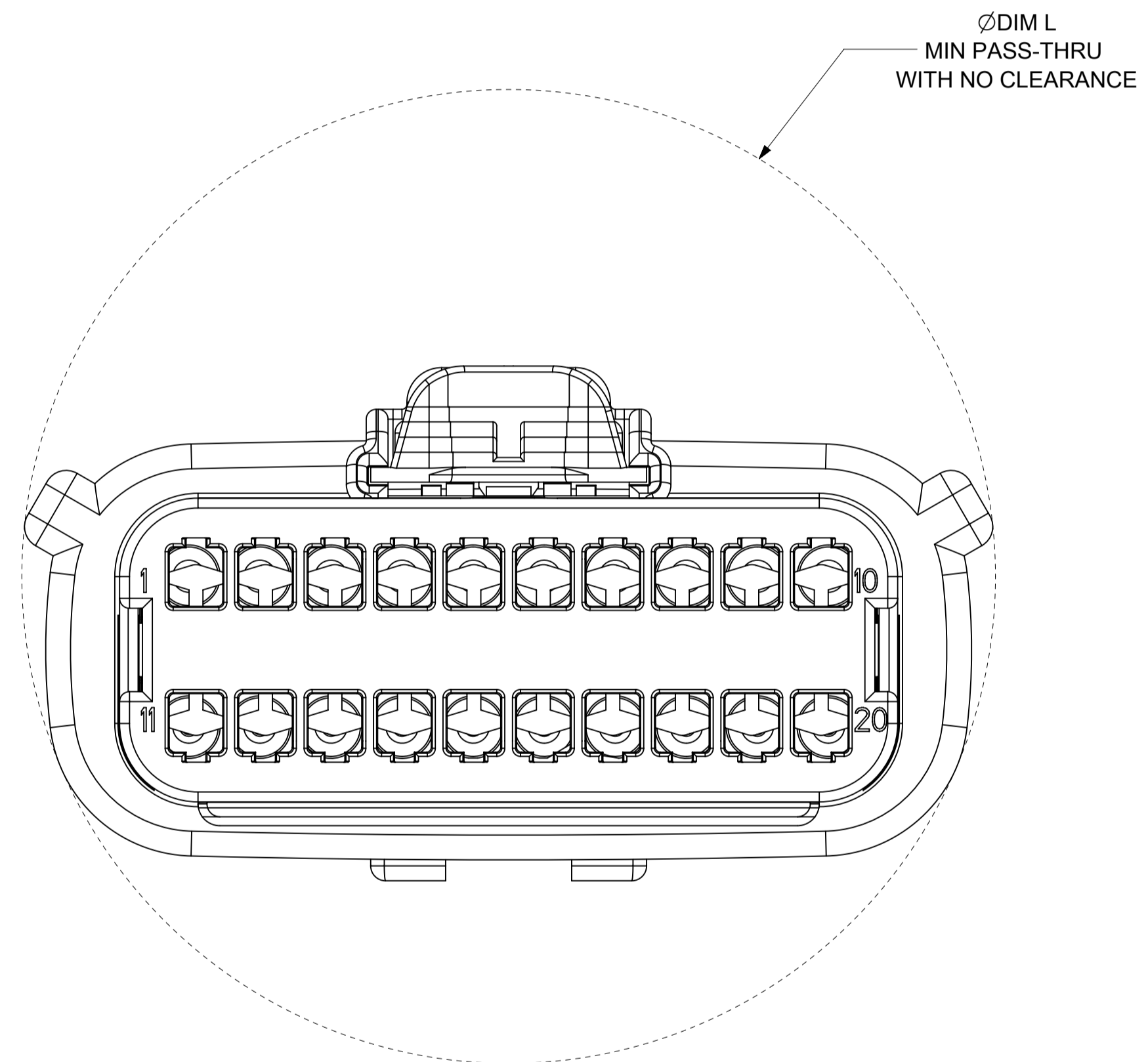
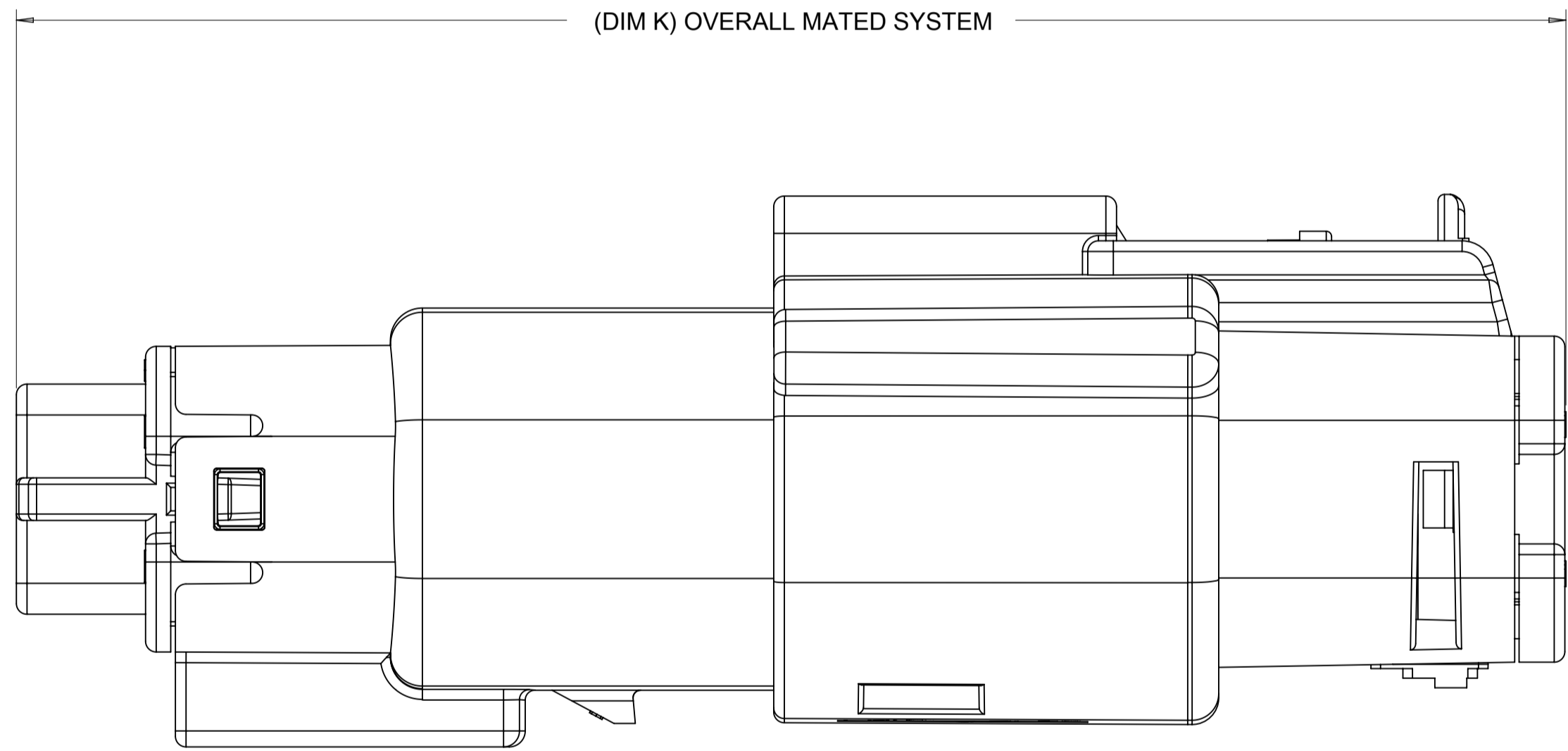
SECTION V-V

SYMBOLS THIS DRAWING CONTAINS INFORMATION THAT IS PROPRIETARY TO MOLEX ELECTRONIC TECHNOLOGIES, LLC AND SHOULD NOT BE USED WITHOUT WRITTEN PERMISSION DIMENSION UNITS: mm SCALE: 3:1 GENERAL TOLERANCES (UNLESS SPECIFIED): ANGULAR TOL: ± 1.0° 4 PLACES: ± 3 PLACES: ± 2 PLACES: ± 0.1 1 PLACE: ± 0.2 0 PLACES: ± DRAFT WHERE APPLICABLE MUST REMAIN WITHIN DIMENSIONS	CURRENT REV DESC:		 MX150 BLADE DUAL ROW SEALED ASSEMBLY MAT SEAL			
	EC NO: 171650					PRODUCT CUSTOMER DRAWING
	DRWN: PMANJUNATHAC 2018/01/03		DOCUMENT NUMBER: SD-33482-0001		DOC TYPE: PSD	
	CHK'D: MVANSLAMBROU 2018/02/16		DOC PART: 001		REVISION: E2	
APPR: MVANSLAMBROU 2018/02/16		MATERIAL NUMBER: 33482		CUSTOMER: GENERAL MARKET		
INITIAL REVISION:		SERIES: A1-SIZE		SHEET NUMBER: 5 OF 11		
DRWN: APROFFITT 2014/04/28		DRAWING: A1-SIZE		SHEET NUMBER: 5 OF 11		
APPR: VKOSHY 2014/05/14		SERIES: 33482		SHEET NUMBER: 5 OF 11		

DOCUMENT STATUS	P1	RELEASE DATE	2018/02/16 22:02:26
-----------------	----	--------------	---------------------

SHEET DESCRIPTION
SYSTEM PACKAGING

CKT	BLADE CONFIGURATION	RECEPTACLE CONFIGURATION	DIMENSIONS	
			K	L
			2X2	STANDARD
		W/ CLIPSLOT	72.78	28.50
		LENGTHENED	77.21	28.00
2X3	STANDARD	W/O CLIPSLOT	72.78	28.00
		W/ CLIPSLOT		30.50
	LENGTHENED	W/O CLIPSLOT	74.79	28.00
		W/ CLIPSLOT		30.50
2X4	STANDARD	W/O CLIPSLOT	72.78	29.50
		W/ CLIPSLOT		31.50
2X6	STANDARD	W/O CLIPSLOT	72.79	35.58
		W/ CLIPSLOT		
2X8	STANDARD	W/O CLIPSLOT	72.67	42.25
		W/ CLIPSLOT		
2X10	STANDARD	STANDARD	72.78	49.05



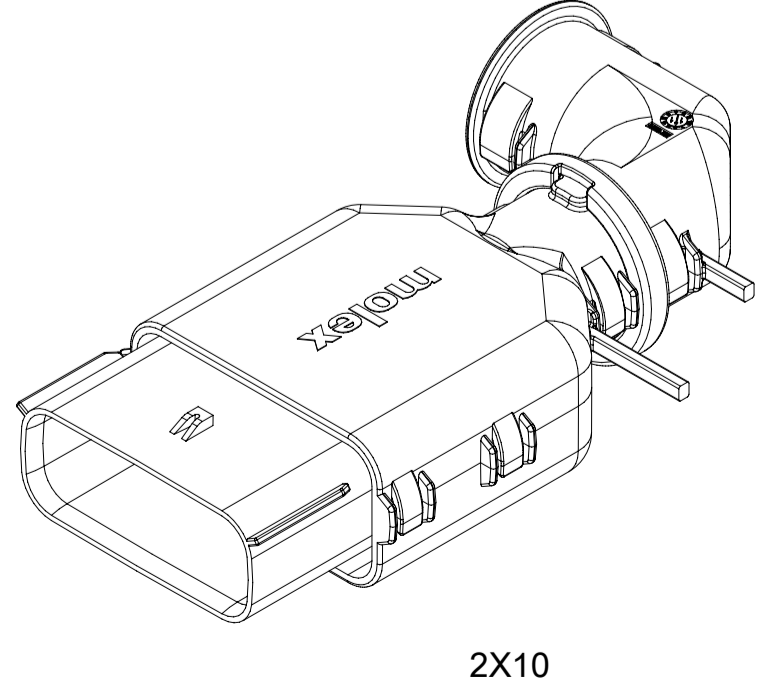
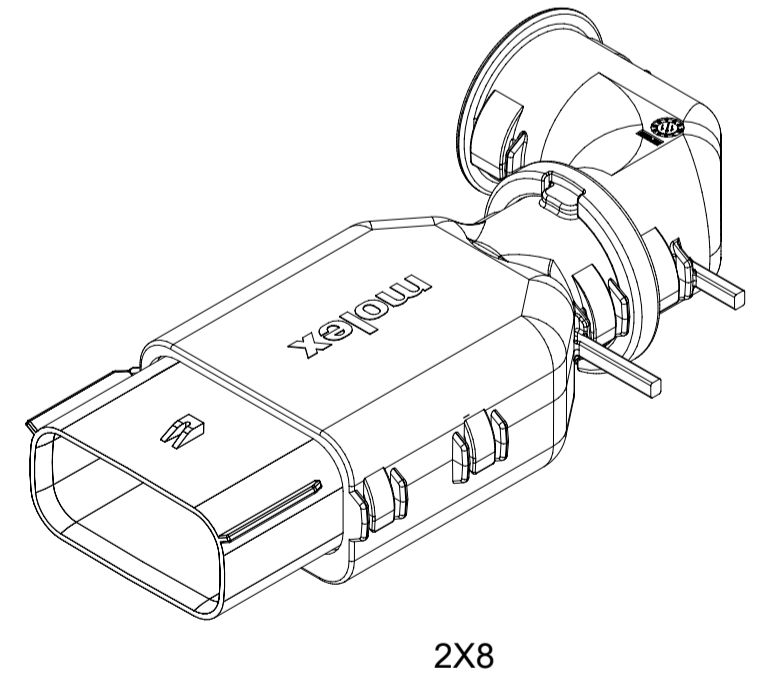
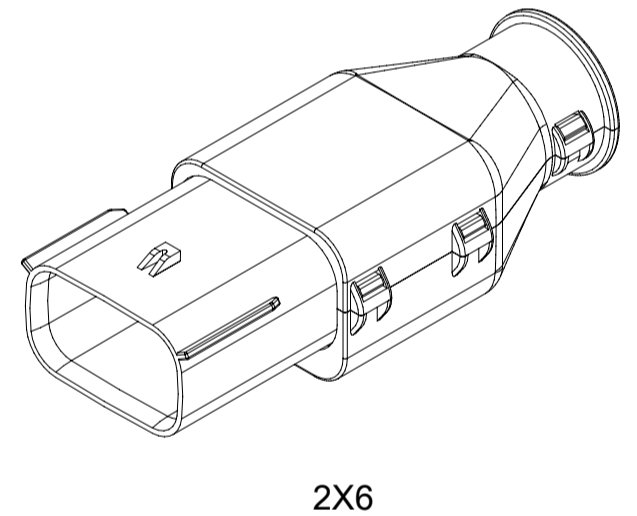
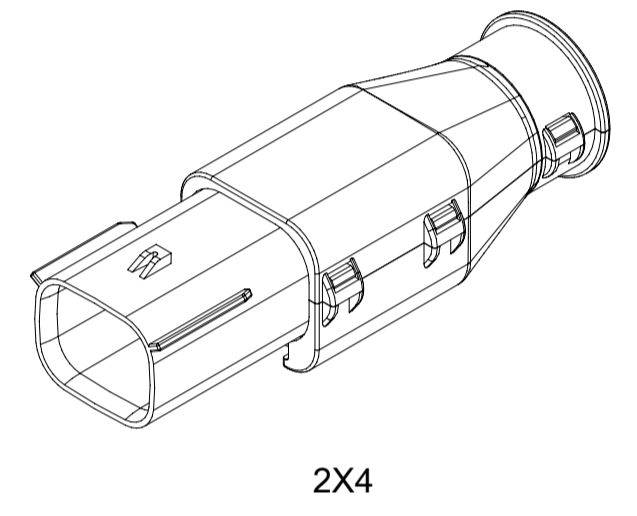
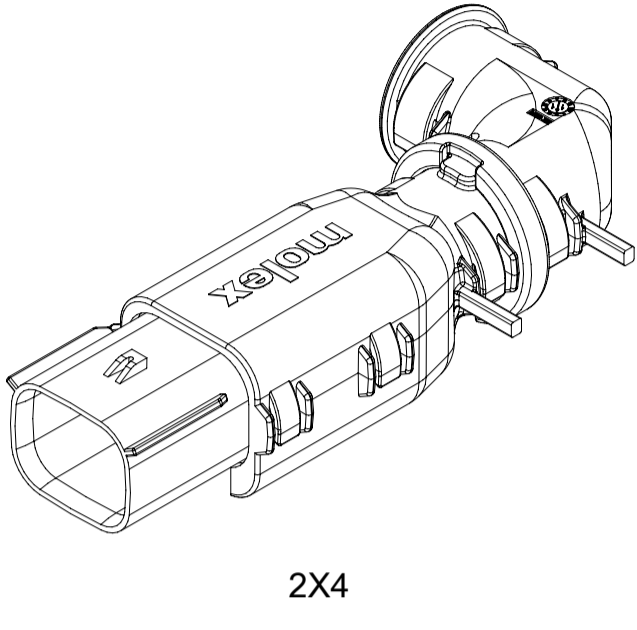
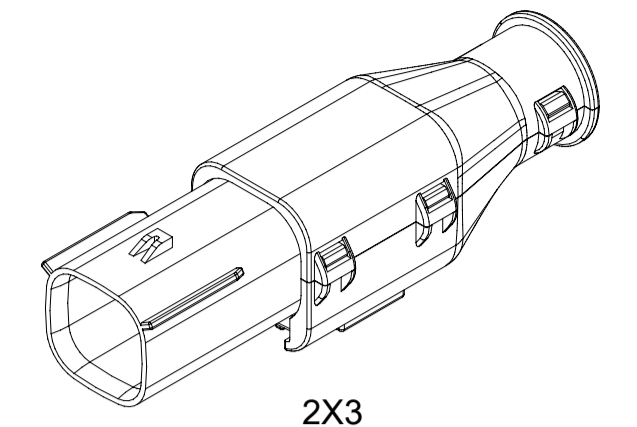
SYMBOLS ▽ = 0 ▽ = 0 ▽ = 0 ▽ = 0 ▽ = 0 ▽ = 0 ▽ = 0 ▽ = 0 ▽ = 0 ▽ = 0	THIS DRAWING CONTAINS INFORMATION THAT IS PROPRIETARY TO MOLEX ELECTRONIC TECHNOLOGIES, LLC AND SHOULD NOT BE USED WITHOUT WRITTEN PERMISSION	DIMENSION UNITS	SCALE	CURRENT REV DESC:						
	mm	4:1	EC NO: 171650 DRWN: PMANJUNATHAC 2018/01/03 CHK'D: MVANSLAMBROU 2018/02/16 APPR: MVANSLAMBROU 2018/02/16							
	GENERAL TOLERANCES (UNLESS SPECIFIED)				INITIAL REVISION:			DOCUMENT NUMBER		
	ANGULAR TOL ± 1.0°				DRWN: APROFFITT 2014/04/28			SD-33482-0001		
	4 PLACES ±				APPR: VKOSHY 2014/05/14			DOC TYPE DOC PART REVISION		
	3 PLACES ±				DRAFT WHERE APPLICABLE MUST REMAIN WITHIN DIMENSIONS			PSD 001 E2		
	2 PLACES ± 0.1				THIRD ANGLE PROJECTION			MATERIAL NUMBER		
	1 PLACE ± 0.2				DRAWING			CUSTOMER		
	0 PLACES ±				A1-SIZE			GENERAL MARKET		
	0 PLACES ±				SERIES			SHEET NUMBER		
				33482			6 OF 11			

SHEET DESCRIPTION
BACKSHELL NOTES

BACKSHELL NOTES: VALID UNLESS OTHERWISE SPECIFIED

1. GENERAL:

- a. APPLICATION SPECIFICATION SEE: AS-34951-001
- DESIGNED TO MATE WITH BLADE SEALED ASSEMBLY SPECIFIED IN MOLEX DRAWING SD-33482-0001.
- SYSTEM TO BE USED WITH WIRE WITHIN DIAMETER RANGE OF 1.2mm TO 2.69mm.
- COMPONENTS ARE OPTIONAL AND MUST BE PURCHASED SEPERATELY.
- DESIGN IS OWNED BY SCHLEMMER FOR SCHLEMMER BACKSHELL.
- DESIGN IS OWNED BY MOLEX FOR MOLEX BACKSHELL.
- 90° ADAPTOR DESIGN IS OWNED BY MOLEX.
- FOR ADDITIONAL INFORMATION SEE THE BACKSHELL COMPONENT DRAWING SD-34950-0001.



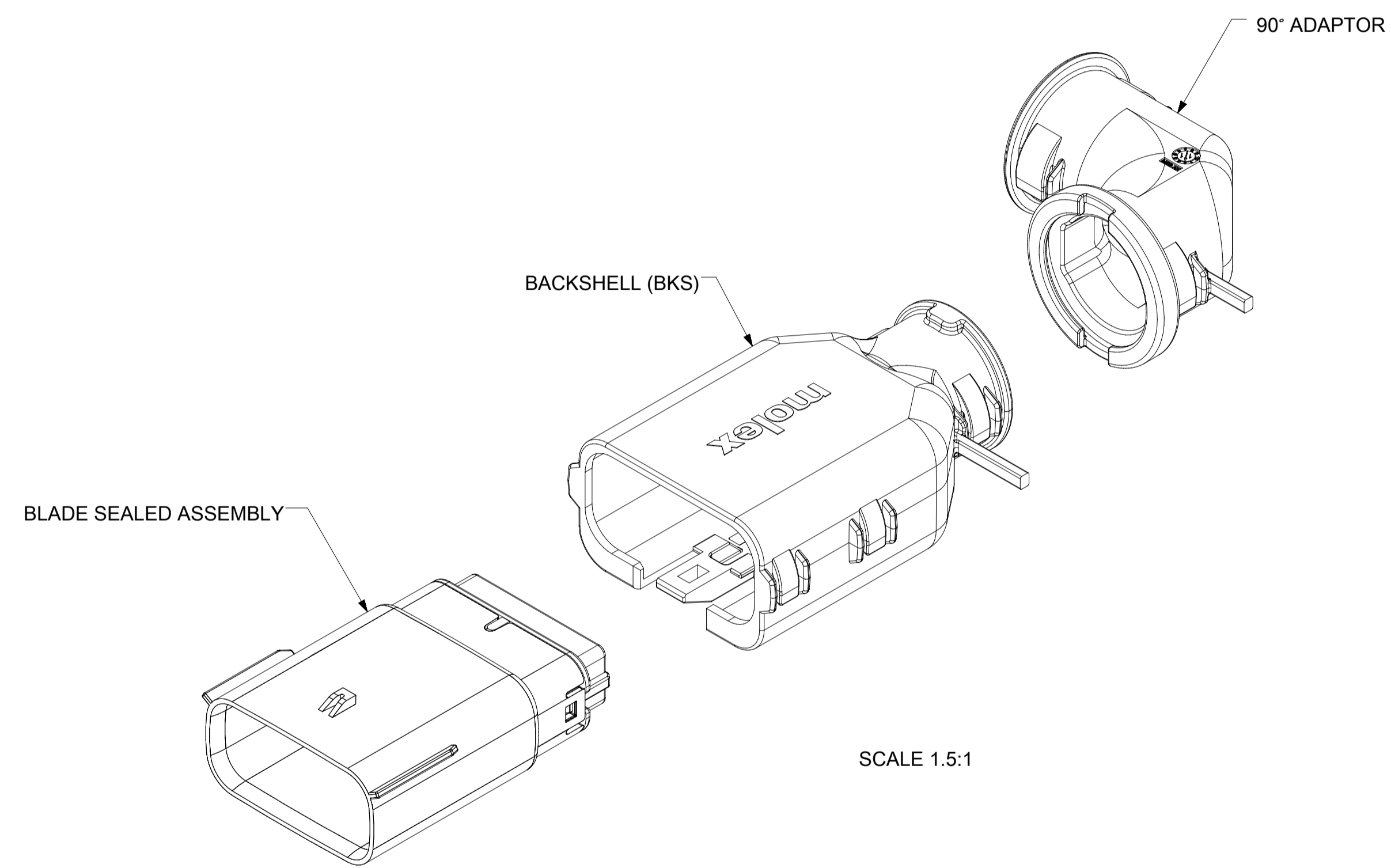
BACKSHELL CUSTOMER MODEL NUMBER LEGEND

34950-XXXX

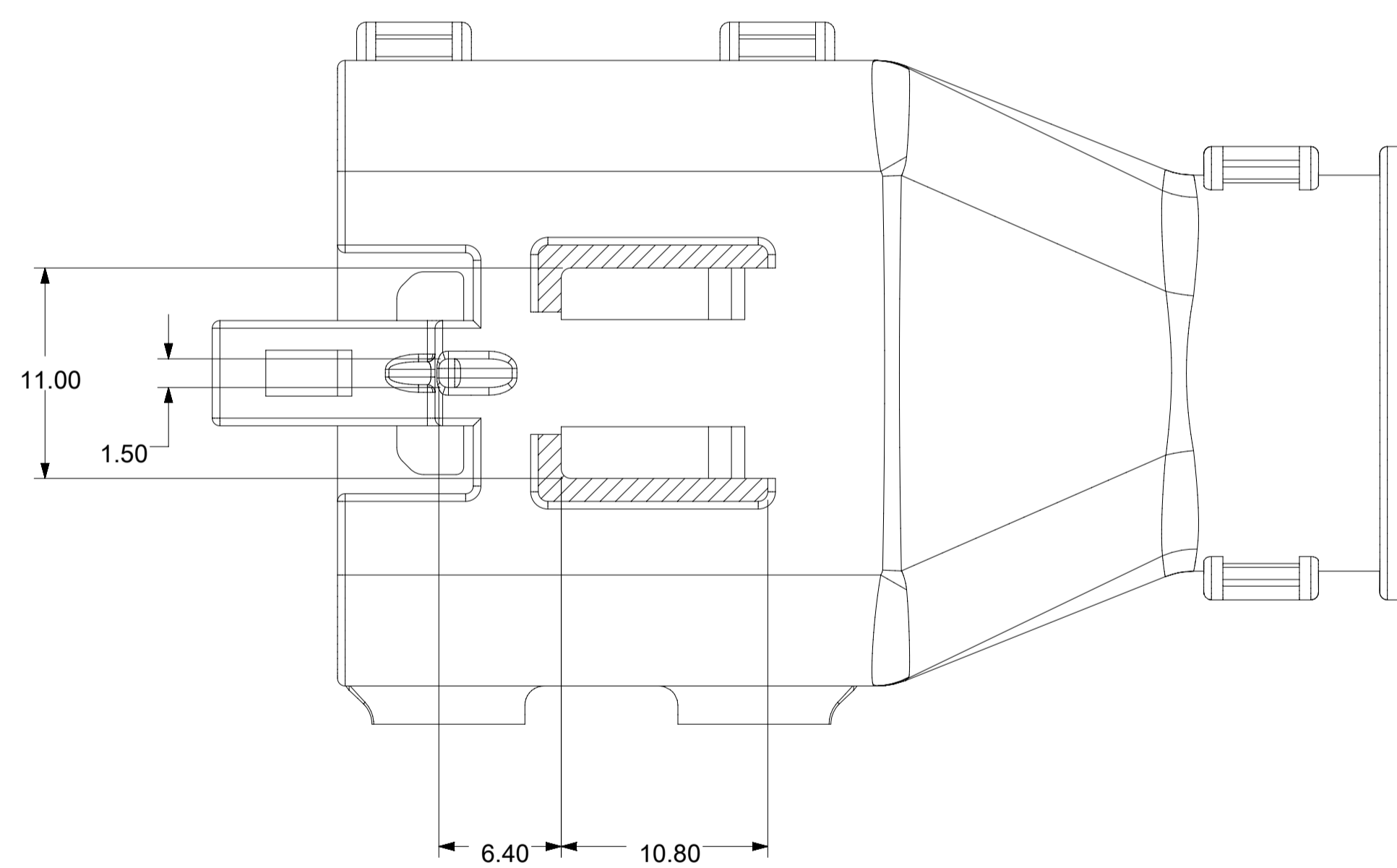
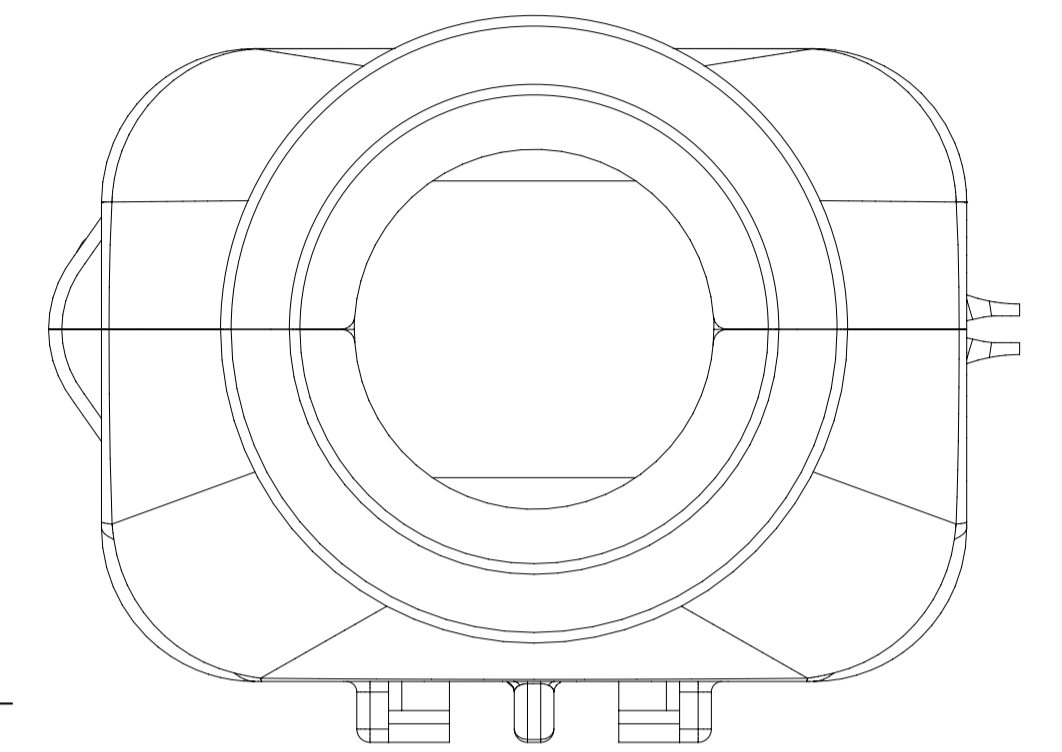
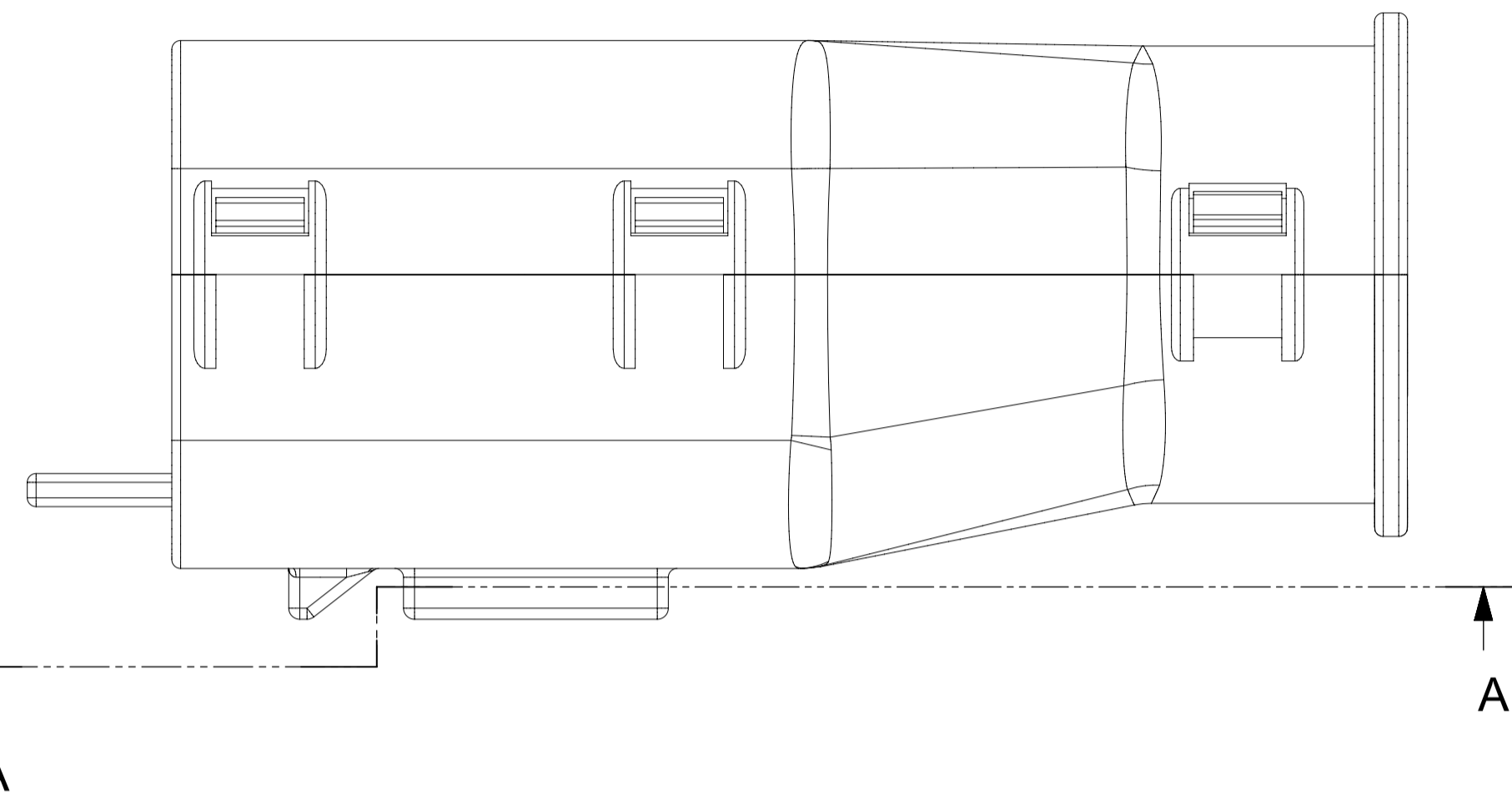
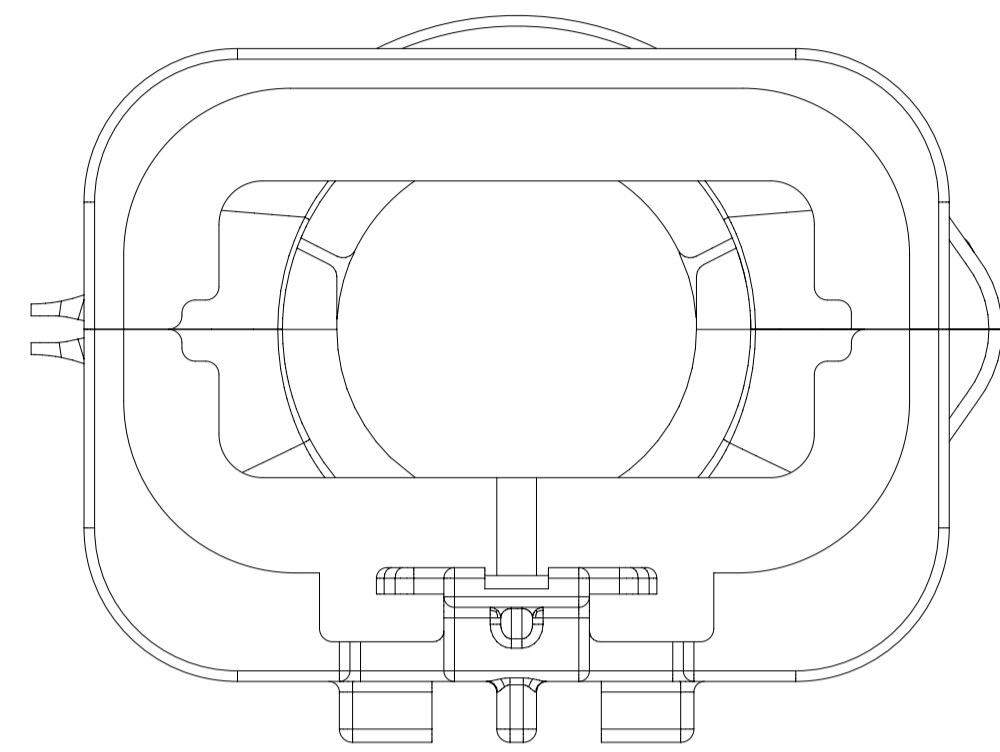
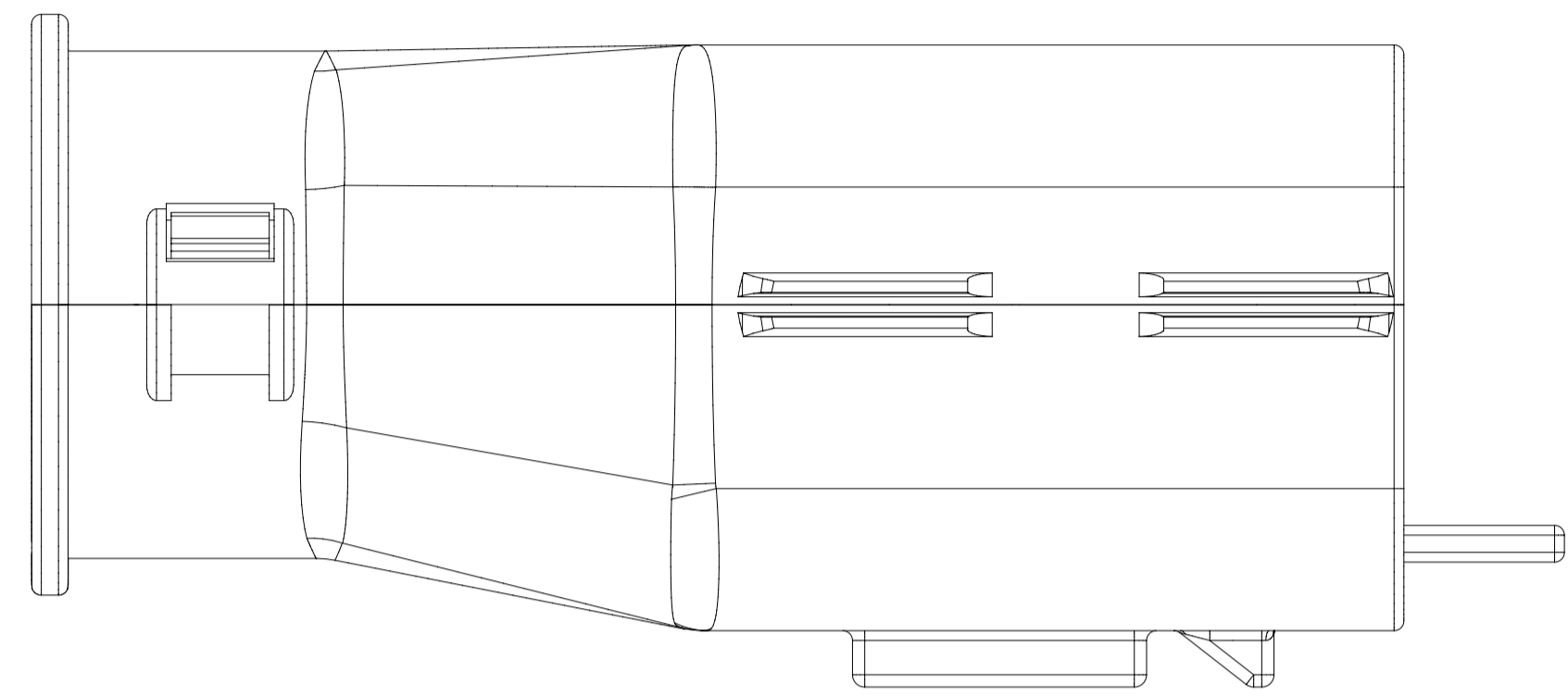
- CUSTOMER MODEL COMPONENTS
- 0 - SCHLEMMER BACKSHELL ONLY
 - 1 - SCHLEMMER BACKSHELL & MX150 HOUSING KEY A ASSEMBLY
 - 2 - SCHLEMMER BACKSHELL & MX150 HOUSING KEY B ASSEMBLY
 - 3 - SCHLEMMER BACKSHELL & MX150 HOUSING KEY C ASSEMBLY
 - 4 - SCHLEMMER BACKSHELL & MX150 HOUSING KEY D ASSEMBLY
 - 5 - MOLEX BACKSHELL ONLY
 - 6 - MOLEX BACKSHELL & MX150 HOUSING KEY A ASSEMBLY
 - 7 - MOLEX BACKSHELL & MX150 HOUSING KEY B ASSEMBLY
 - 8 - MOLEX BACKSHELL & MX150 HOUSING KEY C ASSEMBLY
 - 9 - MOLEX BACKSHELL & MX150 HOUSING KEY D ASSEMBLY

- BACKSHELL FEATURES
- 1 - WITH RIBS
 - 2 - WITHOUT RIBS
 - 3 - 90° ADAPTOR

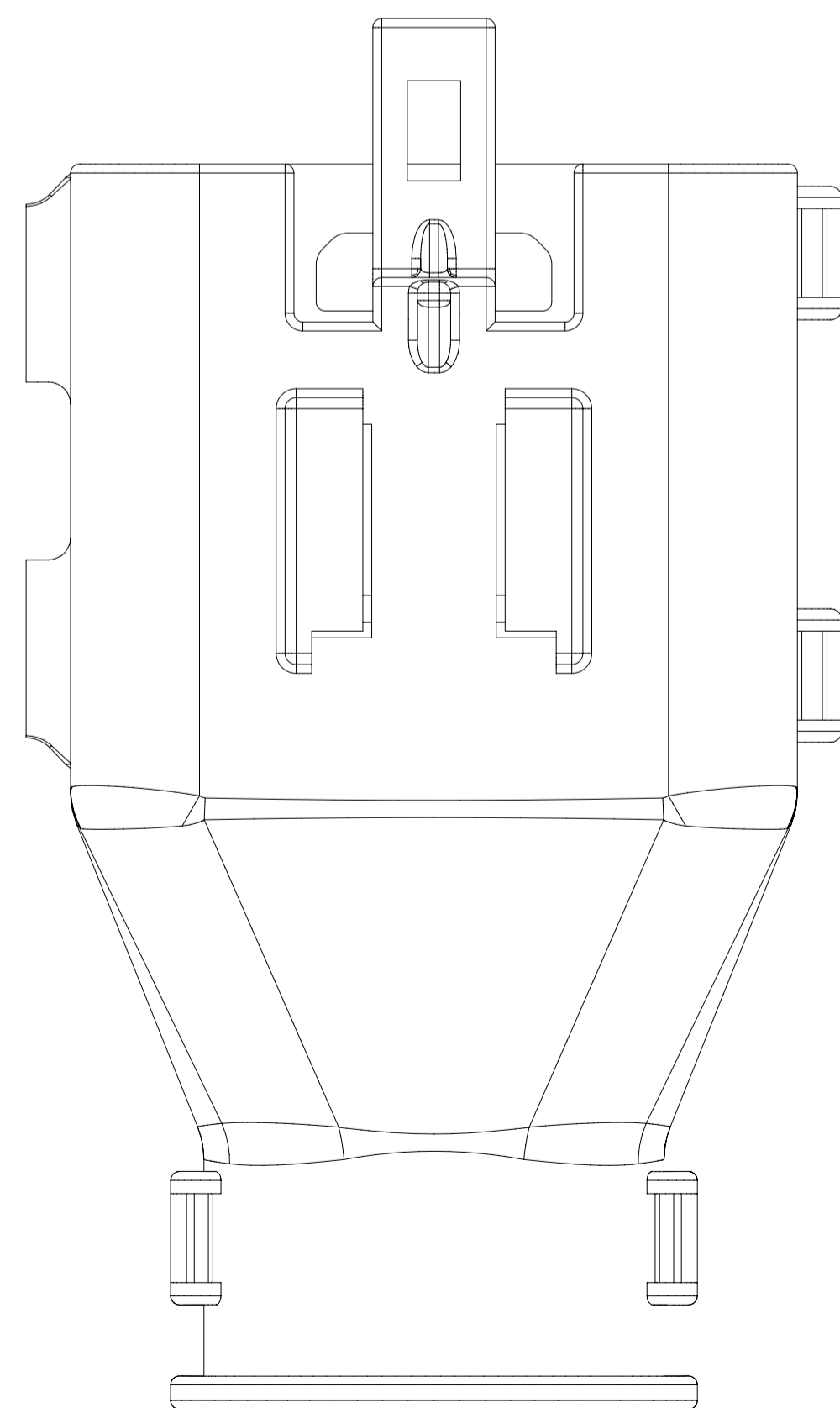
MX150 CIRCUIT SIZE 04, 06, 08, 12, 16, 20




SYMBOLS	THIS DRAWING CONTAINS INFORMATION THAT IS PROPRIETARY TO MOLEX ELECTRONIC TECHNOLOGIES, LLC AND SHOULD NOT BE USED WITHOUT WRITTEN PERMISSION		CURRENT REV DESC:					
	DIMENSION UNITS	SCALE						EC NO: 171650
▽ = 0	mm	1.5:1	GENERAL TOLERANCES (UNLESS SPECIFIED)	DRWN: APROFFITT 2014/04/28	SD-33482-0001	PSD	001	E2
▽ = 0			ANGULAR TOL ± 1.0°	CHK'D: MVANSLAMBROU 2018/02/16	PRODUCT CUSTOMER DRAWING			
▽ = 0			4 PLACES ±	APPR: MVANSLAMBROU 2018/02/16	INITIAL REVISION:			
▽ = 0			3 PLACES ±	DRWN: APROFFITT 2014/04/28	MATERIAL NUMBER	CUSTOMER	SHEET NUMBER	
▽ = 0			2 PLACES ± 0.1	APPR: VKOSHY 2014/05/14	GENERAL MARKET		7 OF 11	
▽ = 0			1 PLACE ± 0.2					
▽ = 0			0 PLACES ±					
▽ = 0			DRAFT WHERE APPLICABLE MUST REMAIN WITHIN DIMENSIONS	THIRD ANGLE PROJECTION	DRAWING	SERIES		
▽ = 0				A1-SIZE	33482			

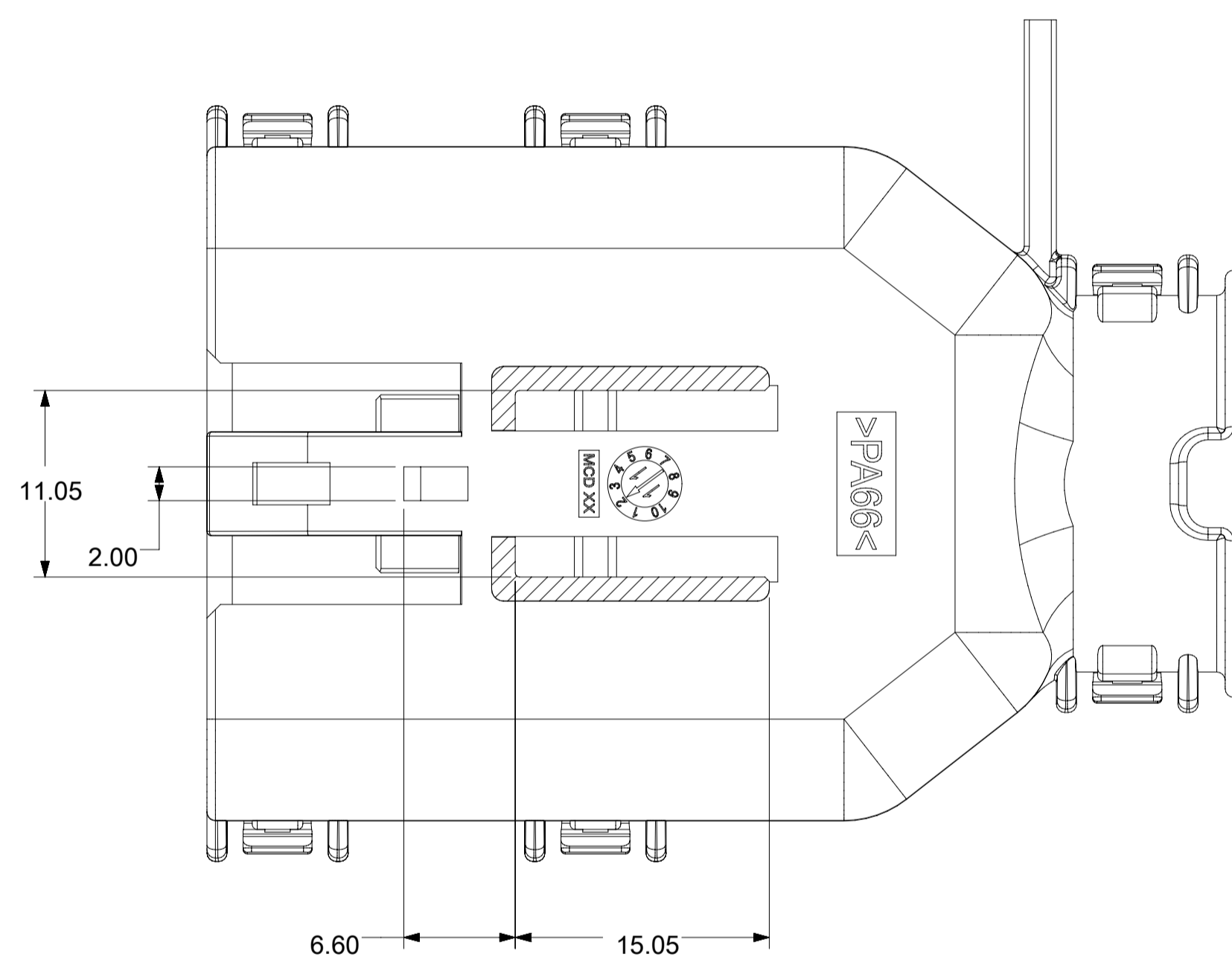
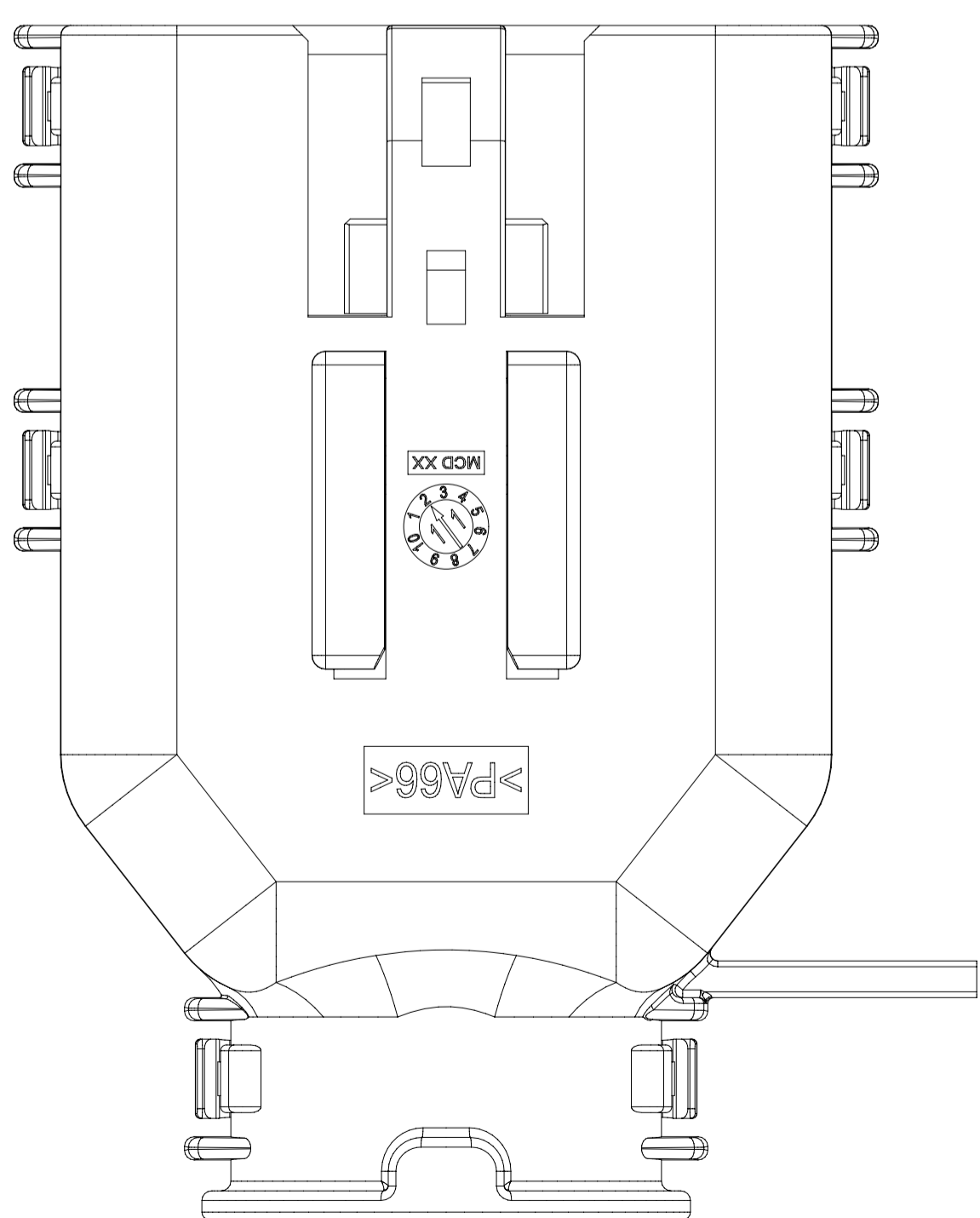
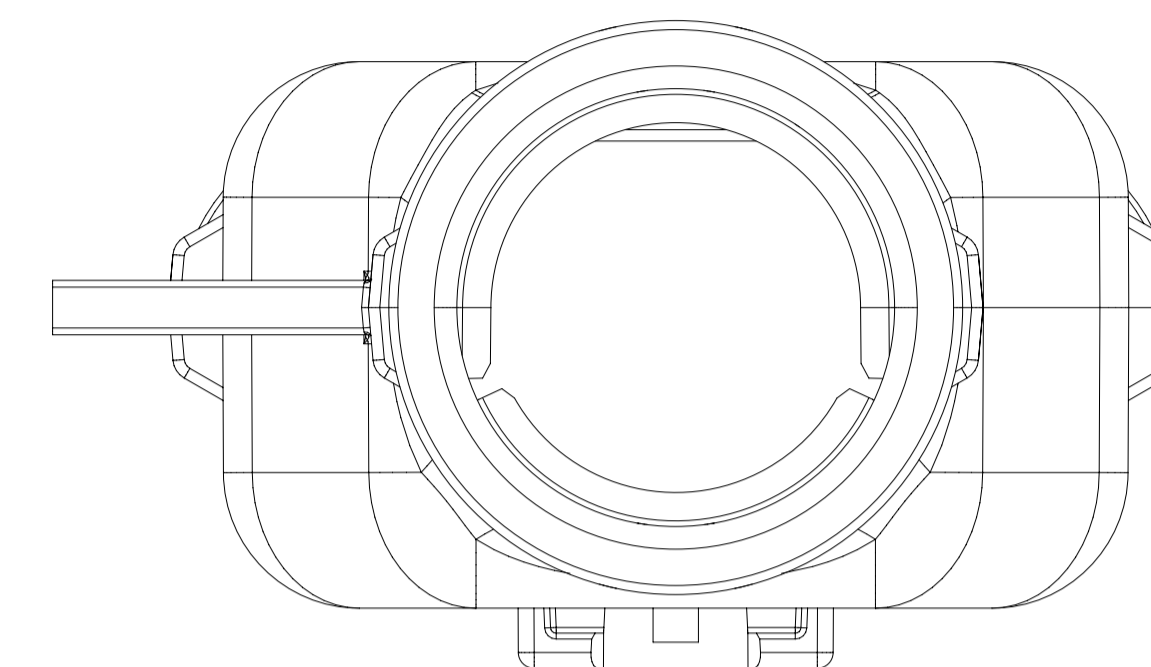
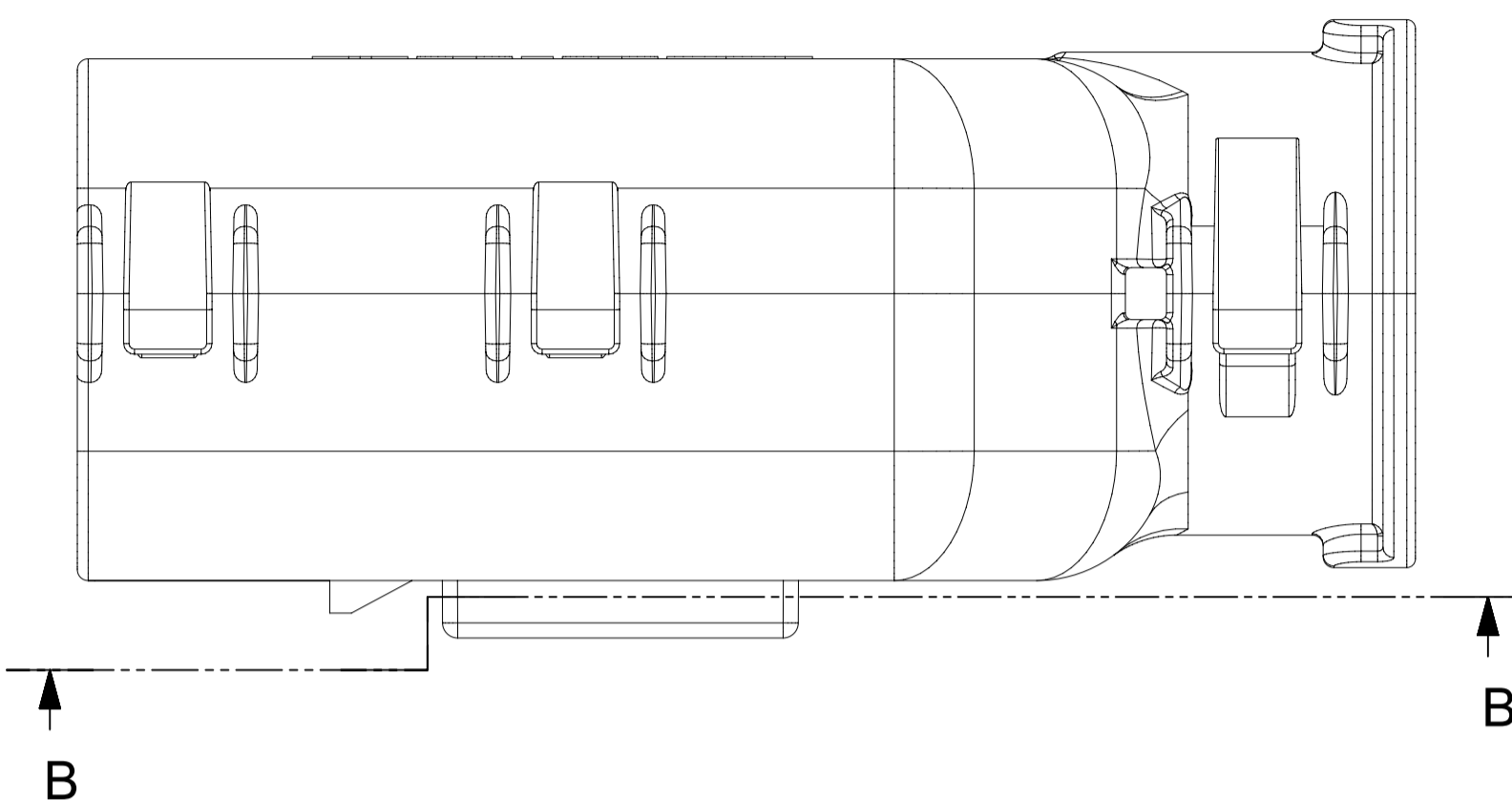
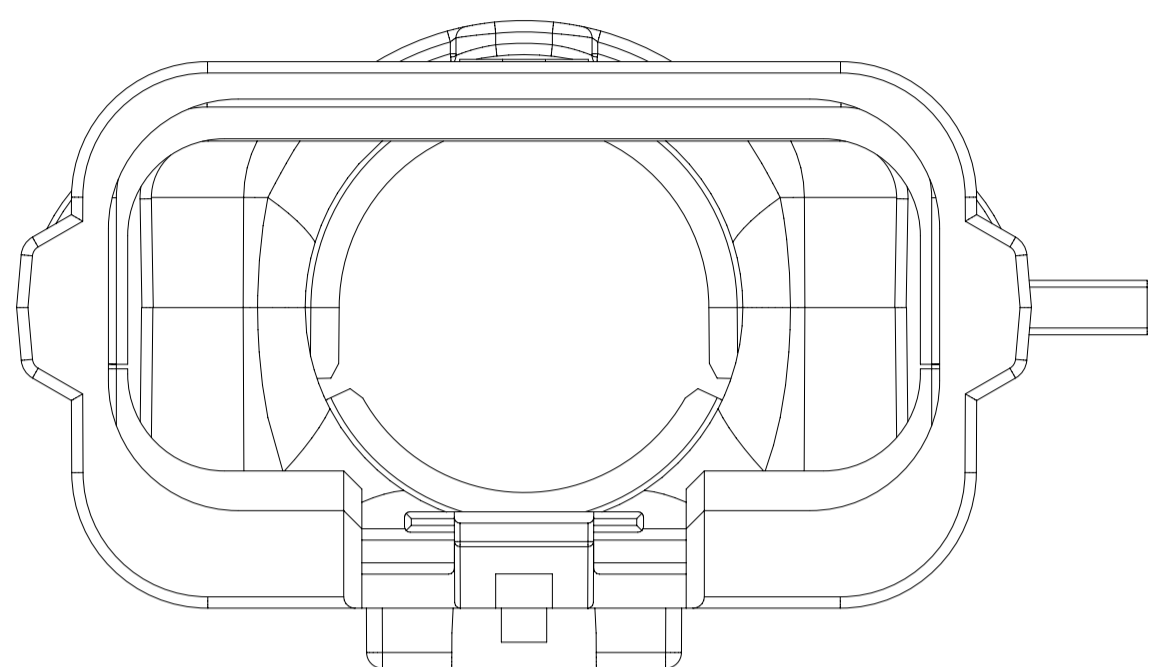
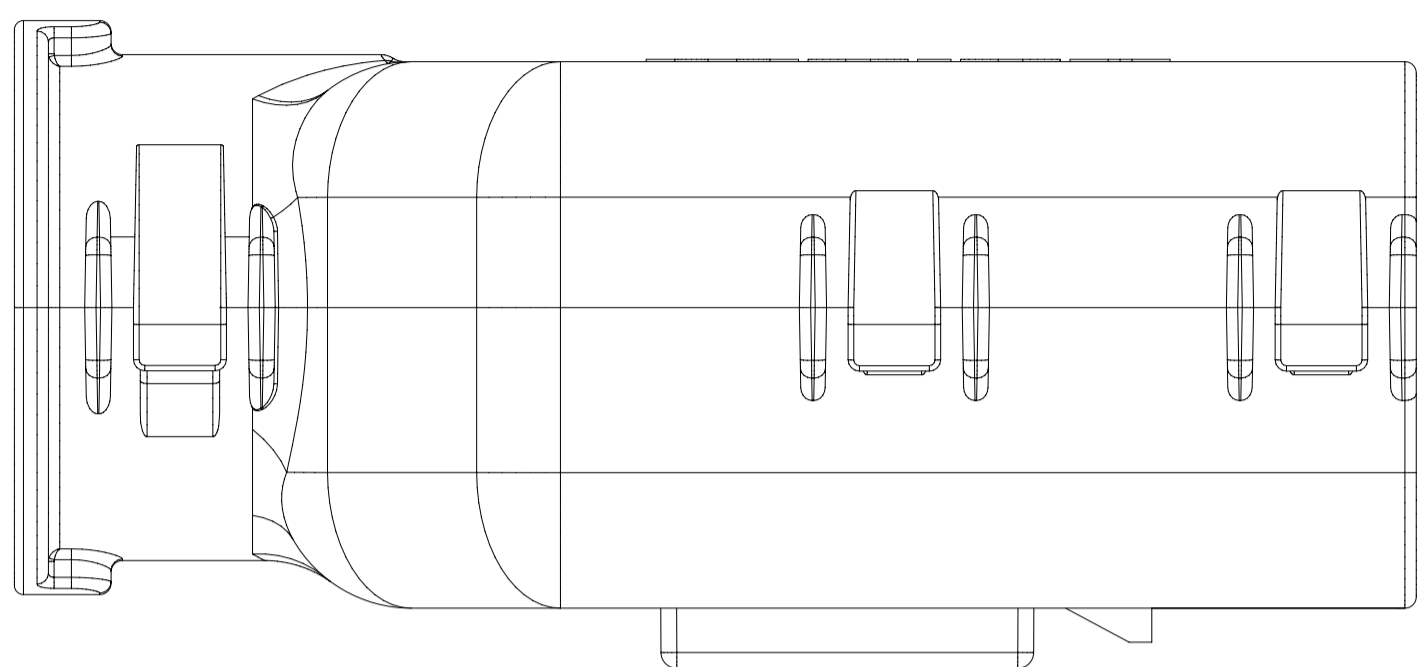


SECTION A-A



SYMBOLS		THIS DRAWING CONTAINS INFORMATION THAT IS PROPRIETARY TO MOLEX ELECTRONIC TECHNOLOGIES, LLC AND SHOULD NOT BE USED WITHOUT WRITTEN PERMISSION		CURRENT REV DESC:			 MX150 BLADE DUAL ROW SEALED ASSEMBLY MAT SEAL		
DIMENSION UNITS	SCALE	EC NO: 171650			DOCUMENT NUMBER	DOC TYPE			
= 0	mm	3.5:1	DRWN: PMANJUNATHAC 2018/01/03			SD-33482-0001	PSD	001	E2
= 0	GENERAL TOLERANCES (UNLESS SPECIFIED)		CHK'D: MVANSLAMBROU 2018/02/16						
= 0	ANGULAR TOL ± 1.0°		APPR: MVANSLAMBROU 2018/02/16						
= 0	4 PLACES ±		INITIAL REVISION:			MATERIAL NUMBER			CUSTOMER
= 0	3 PLACES ±		DRWN: APROFFITT 2014/04/28			SD-33482-0001			GENERAL MARKET
= 0	2 PLACES ± 0.1		APPR: VKOSHY 2014/05/14			SERIES			SHEET NUMBER
= 0	1 PLACE ± 0.2		DRAWING			A1-SIZE			8 OF 11
= 0	0 PLACES ±		THIRD ANGLE PROJECTION			DRAWING			
= 0	DRAFT WHERE APPLICABLE MUST REMAIN WITHIN DIMENSIONS		SERIES			33482			

SHEET DESCRIPTION
MOLEX BACKSHELL

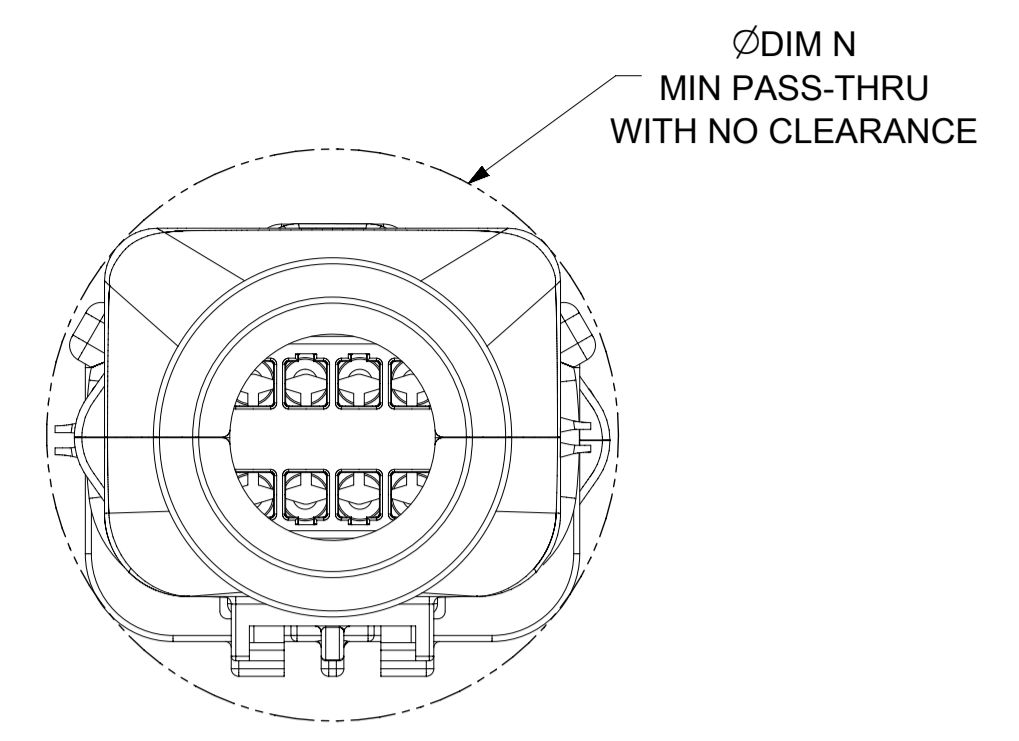
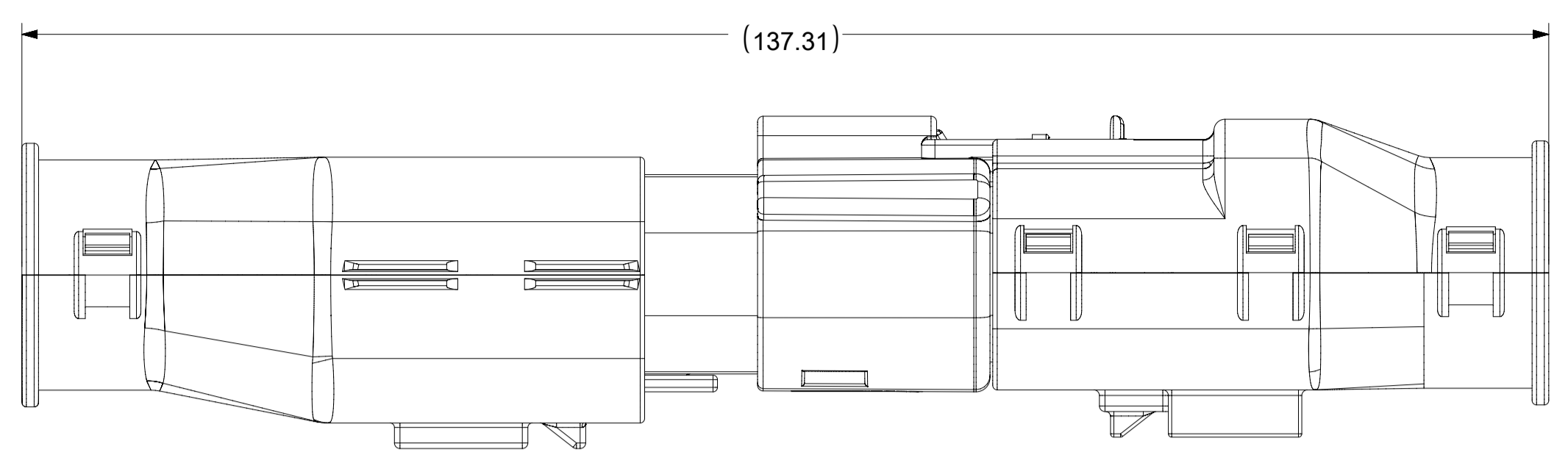


SECTION B-B

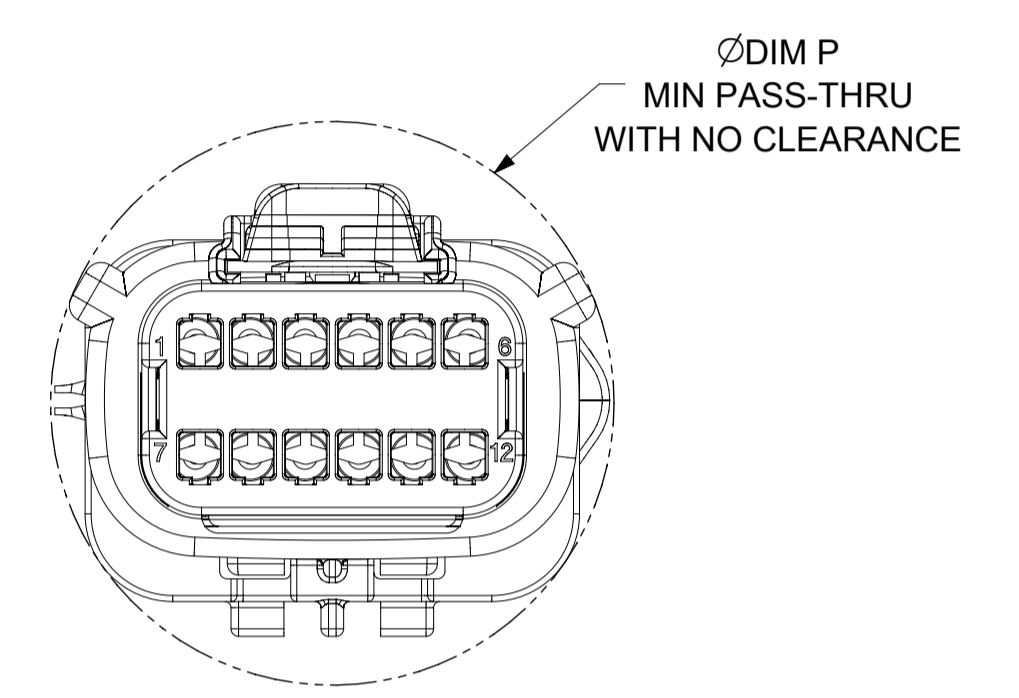
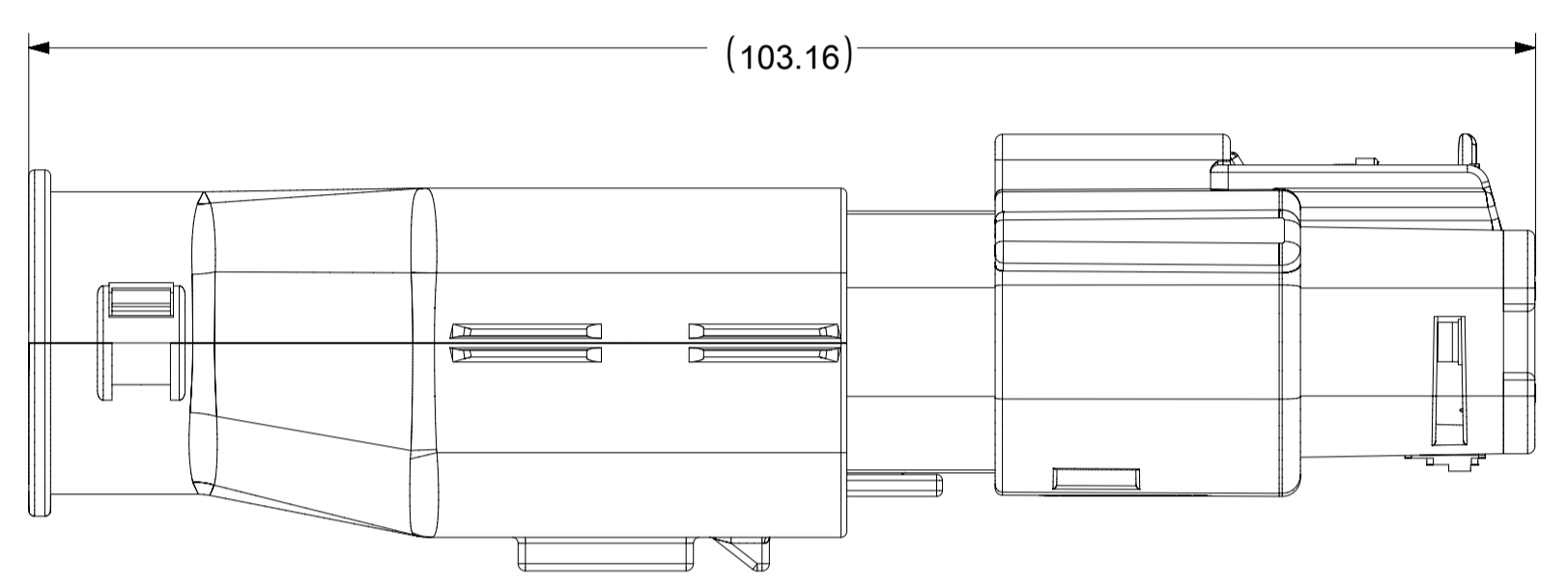
SYMBOLS		THIS DRAWING CONTAINS INFORMATION THAT IS PROPRIETARY TO MOLEX ELECTRONIC TECHNOLOGIES, LLC AND SHOULD NOT BE USED WITHOUT WRITTEN PERMISSION		CURRENT REV DESC:				
▽ = 0	DIMENSION UNITS	SCALE	EC NO: 171650					
▽ = 0	mm	3:1	DRWN: PMANJUNATHAC 2018/01/03		MX150 BLADE DUAL ROW SEALED ASSEMBLY MAT SEAL			
▽ = 0	GENERAL TOLERANCES (UNLESS SPECIFIED)		CHK'D: MVANSLAMBROU 2018/02/16					
▽ = 0	ANGULAR TOL ± 1.0°		APPR: MVANSLAMBROU 2018/02/16		PRODUCT CUSTOMER DRAWING			
▽ = 0	4 PLACES	±	INITIAL REVISION:					
▽ = 0	3 PLACES	±	DRWN: APROFFITT 2014/04/28		DOCUMENT NUMBER	DOC TYPE	DOC PART	REVISION
▽ = 0	2 PLACES	± 0.1	APPR: VKOSHY 2014/05/14		SD-33482-0001	PSD	001	E2
▽ = 0	1 PLACE	± 0.2	DRAFT WHERE APPLICABLE		MATERIAL NUMBER	CUSTOMER		SHEET NUMBER
⊠ = 0	0 PLACES	±	MUST REMAIN WITHIN DIMENSIONS		A1-SIZE	33482	GENERAL MARKET	9 OF 11
■ = 0			THIRD ANGLE PROJECTION					
▽ = 0								

SHEET DESCRIPTION
SCHLEMMER BACKSHELL CONFIGURATIONS

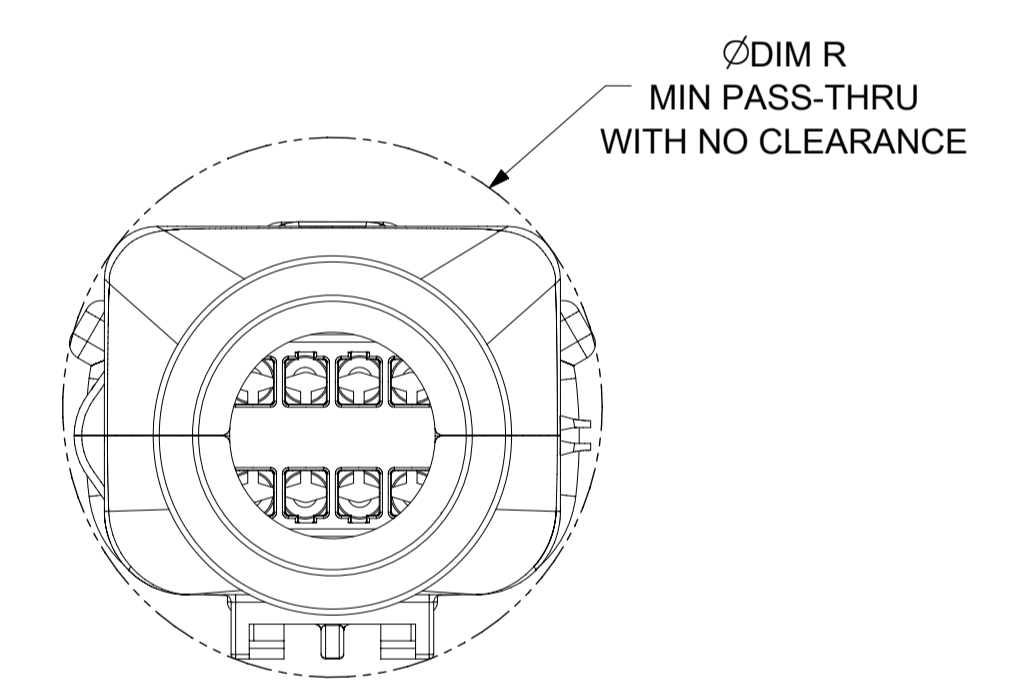
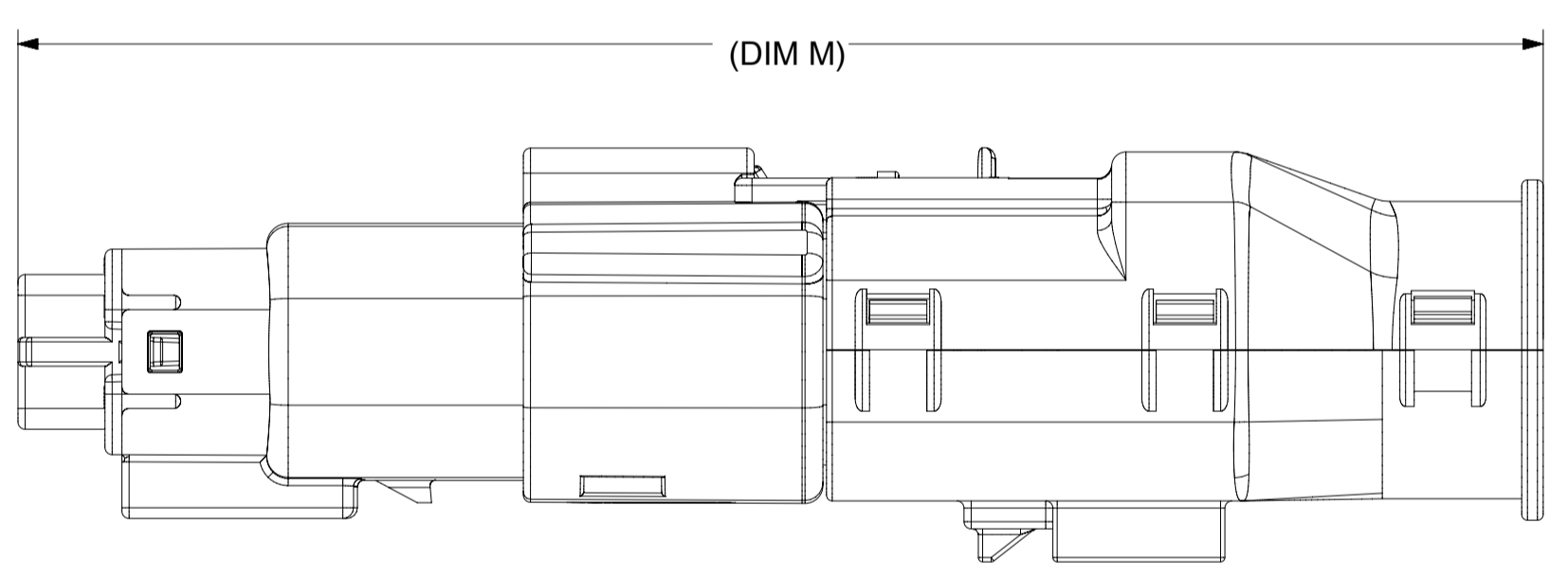
CKT	BLADE CONFIGURATION	RECEPTACLE CONFIGURATION	DIMENSIONS				
			M	N	P	R	T
2X3	STANDARD	STANDARD	106.83	32.75	31.75	29.00	29.50
	LENGTHENED		108.71				
2X4	STANDARD	STANDARD	106.83	33.50	31.90	30.70	30.70
2X6	STANDARD	STANDARD	106.83	37.84	37.27	35.83	36.83



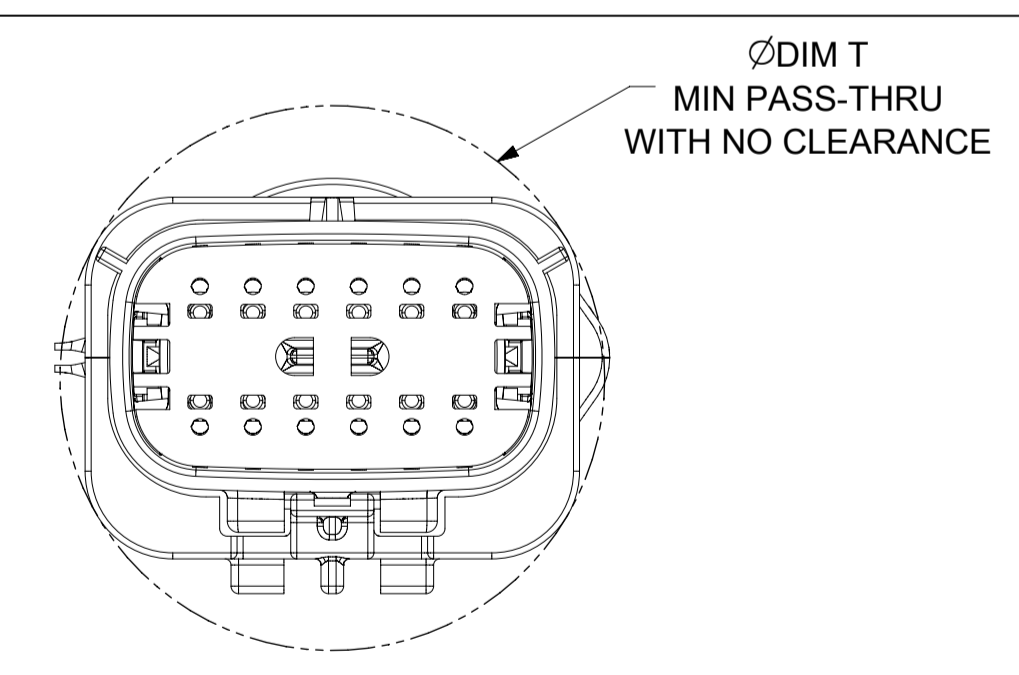
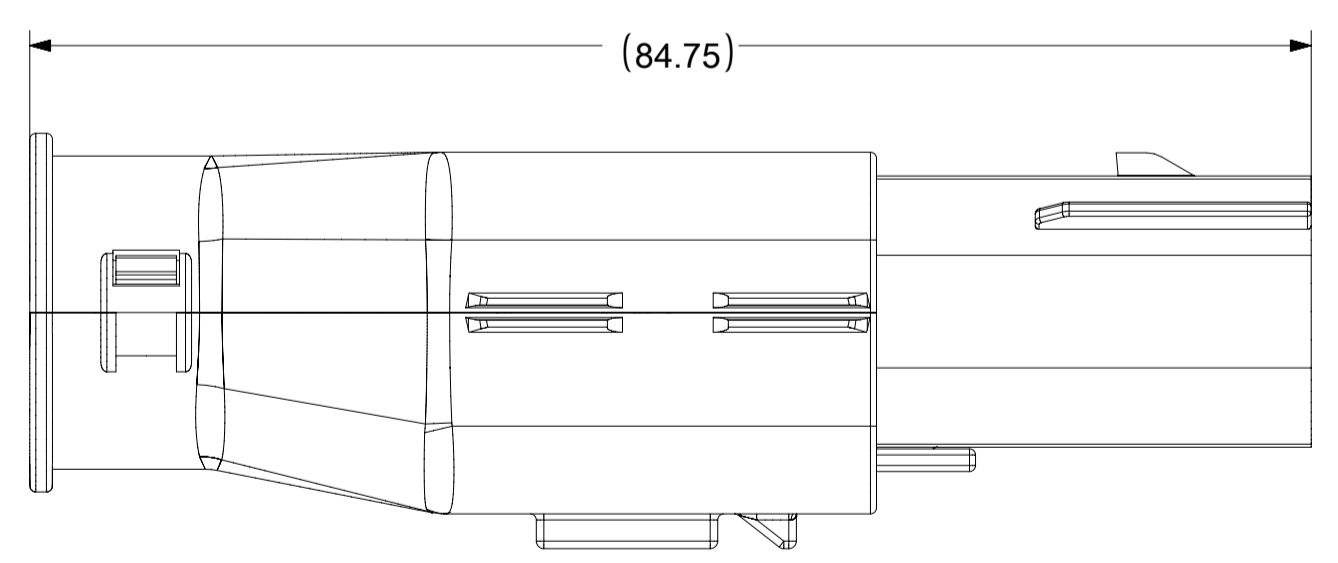
OVERALL MATED SYSTEM WITH BLADE AND RECEPTACLE BACKSHELL



OVERALL MATED SYSTEM WITH BLADE BACKSHELL



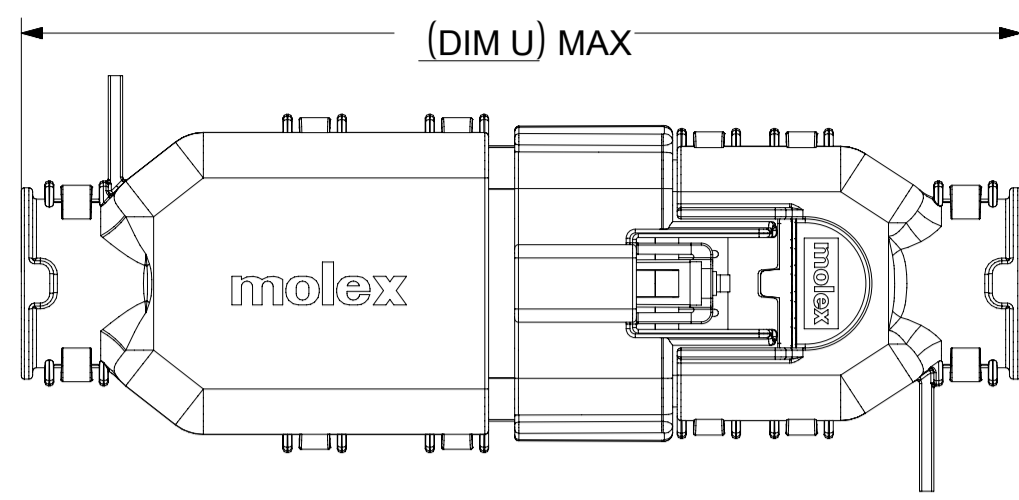
OVERALL MATED SYSTEM WITH RECEPTACLE BACKSHELL



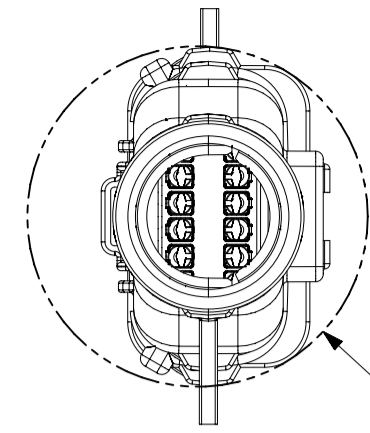
BLADE SEALED ASSEMBLY WITH BLADE BACKSHELL

SYMBOLS THIS DRAWING CONTAINS INFORMATION THAT IS PROPRIETARY TO MOLEX ELECTRONIC TECHNOLOGIES, LLC AND SHOULD NOT BE USED WITHOUT WRITTEN PERMISSION DIMENSION UNITS: mm SCALE: 2:1 GENERAL TOLERANCES (UNLESS SPECIFIED): ANGULAR TOL: ± 1.0° 4 PLACES: ± 3 PLACES: ± 2 PLACES: ± 0.1 1 PLACE: ± 0.2 0 PLACES: ± DRAFT WHERE APPLICABLE MUST REMAIN WITHIN DIMENSIONS	CURRENT REV DESC: EC NO: 171650 DRWN: PMANJUNATHAC 2018/01/03 CHK'D: MVANSLAMBROU 2018/02/16 APPR: MVANSLAMBROU 2018/02/16 INITIAL REVISION: DRWN: APROFFITT 2014/04/28 APPR: VKOSHY 2014/05/14		 MX150 BLADE DUAL ROW SEALED ASSEMBLY MAT SEAL PRODUCT CUSTOMER DRAWING	
	THIRD ANGLE PROJECTION DRAWING: A1-SIZE SERIES: 33482			
DOCUMENT STATUS: P1 RELEASE DATE: 2018/02/16 22:02:26		MATERIAL NUMBER: GENERAL MARKET CUSTOMER: 10 OF 11		

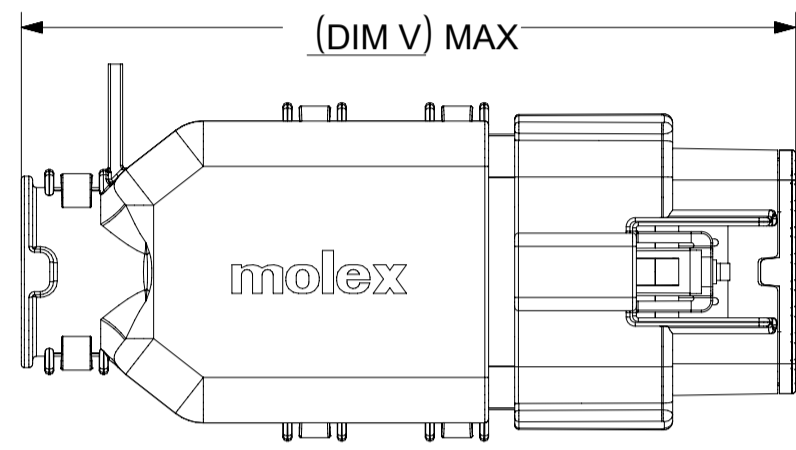
SHEET DESCRIPTION
MOLEX BACKSHELL CONFIGURATIONS



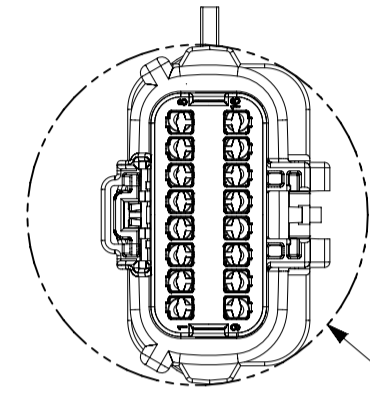
OVERALL MATED SYSTEM WITH BLADE AND RECEPTACLE BACKSHELL



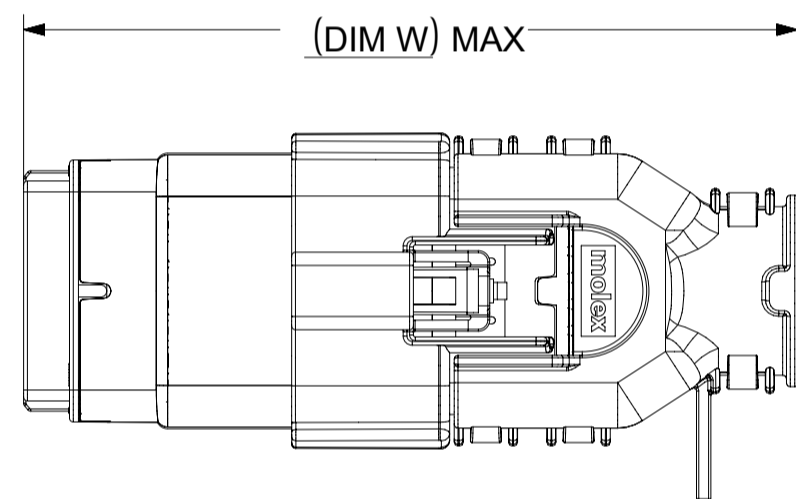
(Ø DIM AA)
MIN PASS-THRU
WITH NO CLEARANCE



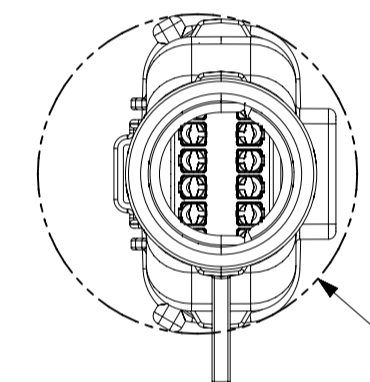
OVERALL MATED SYSTEM WITH BLADE BACKSHELL



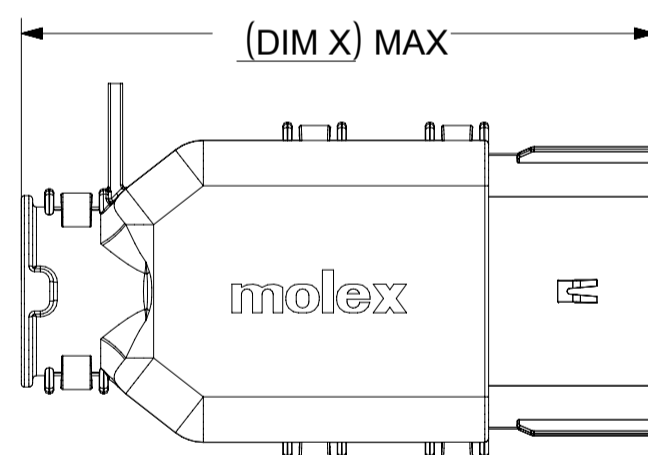
(Ø DIM AB)
MIN PASS-THRU
WITH NO CLEARANCE



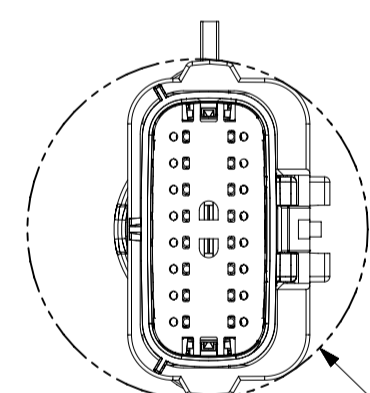
OVERALL MATED SYSTEM WITH RECEPTACLE BACKSHELL



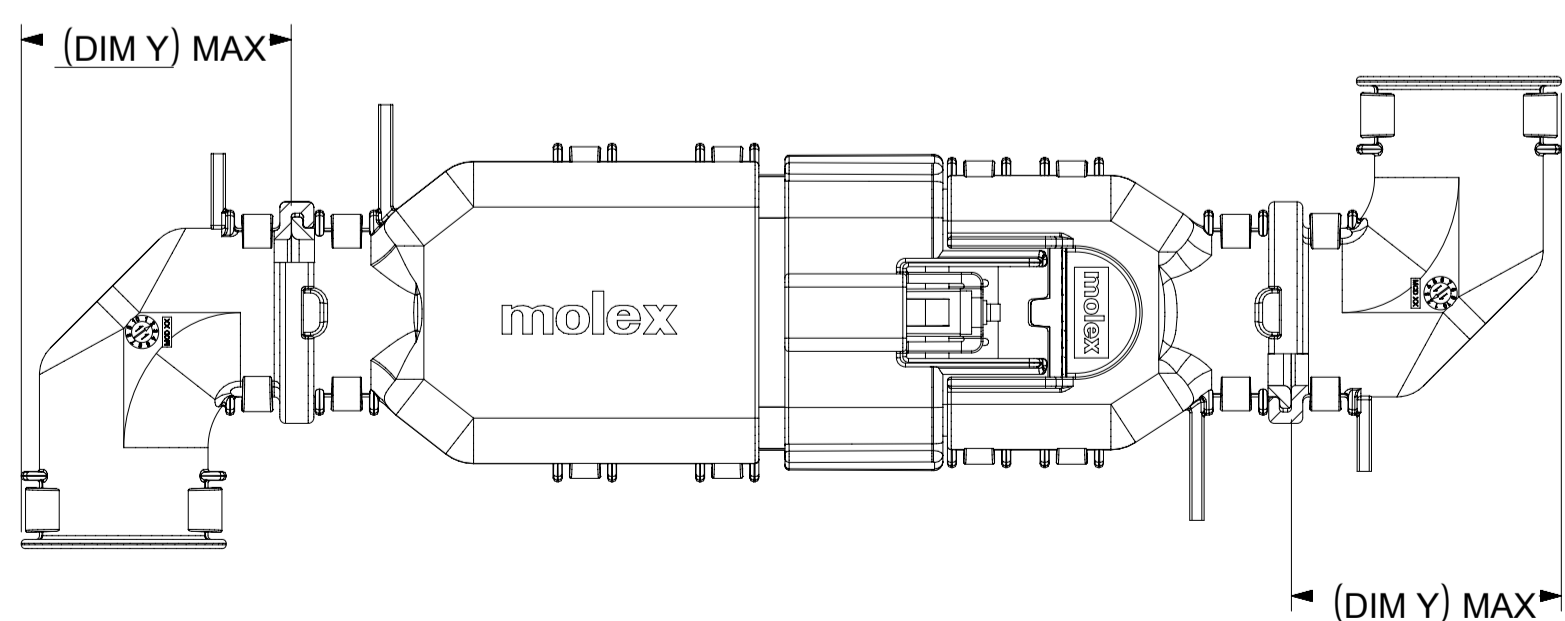
(Ø DIM AC)
MIN PASS-THRU
WITH NO CLEARANCE



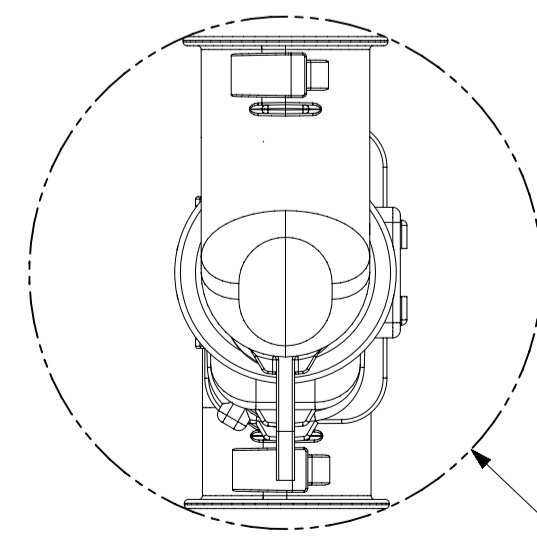
BLADE SEALED ASSEMBLY WITH BLADE BACKSHELL



(Ø DIM AD)
MIN PASS-THRU
WITH NO CLEARANCE



ADD THE VALUE OF 'Y' TO THE TOTAL DIMENSION
WHENEVER ADAPTOR IS USED



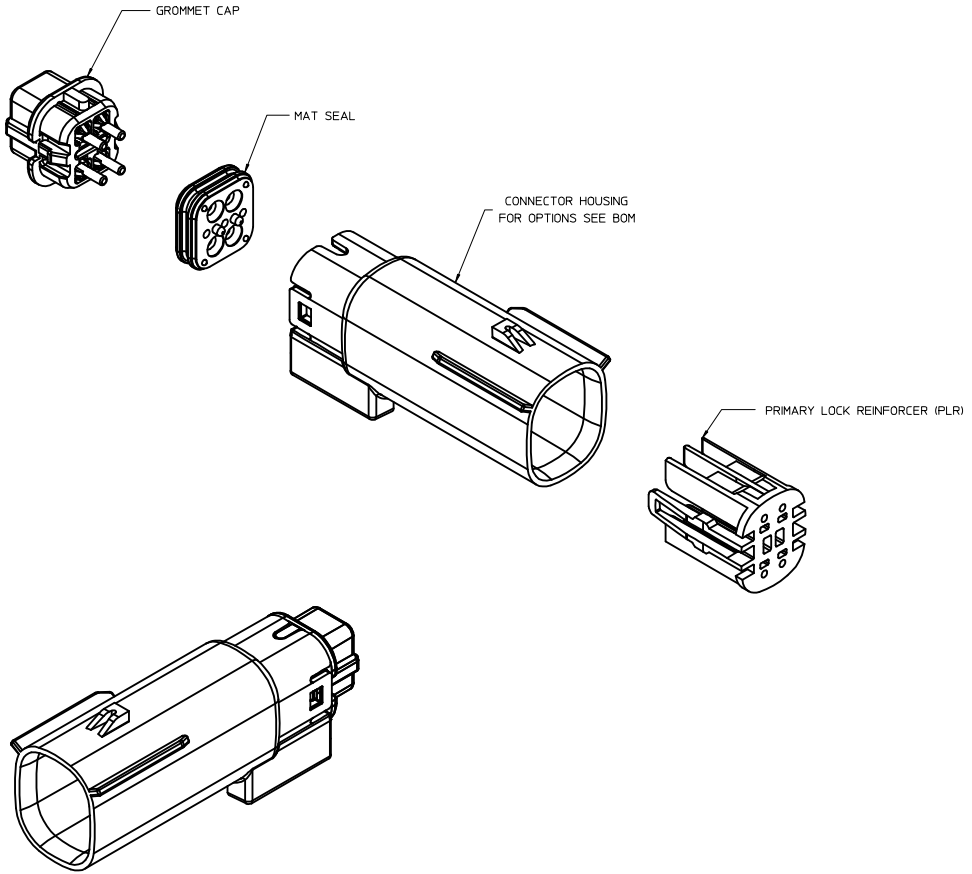
(Ø DIM AE)
MIN PASS-THRU
WITH NO CLEARANCE

CHARTED DIMENSIONS

CKT	BLADE CONFIGURATION	RECEPTACLE CONFIGURATION	DIMENSIONS									
			U	V	W	X	Y	AA	AB	AC	AD	AE
2X4	STANDARD	STANDARD	115.24	94.36	93.93	75.62	32.10	32.93	32.54	32.85	31.76	56.81
2X8	STANDARD	STANDARD	132.49	102.81	102.73	84.07	36.10	45.44	45.44	42.65	45.44	68.18
2X10	STANDARD	STANDARD	132.49	102.81	102.73	84.07	36.10	45.44	45.44	42.65	45.44	68.18

SYMBOLS	THIS DRAWING CONTAINS INFORMATION THAT IS PROPRIETARY TO MOLEX ELECTRONIC TECHNOLOGIES, LLC AND SHOULD NOT BE USED WITHOUT WRITTEN PERMISSION		CURRENT REV DESC:						
	DIMENSION UNITS	SCALE							
= 0	mm	1:1			MX150 BLADE DUAL ROW SEALED ASSEMBLY MAT SEAL				
= 0	GENERAL TOLERANCES (UNLESS SPECIFIED)				PRODUCT CUSTOMER DRAWING				
= 0	ANGULAR TOL ± 1.0°				DOCUMENT NUMBER				
= 0	4 PLACES ±			EC NO: 171650		DOC TYPE		DOC PART	REVISION
= 0	3 PLACES ±			DRWN: PMANJUNATHAC 2018/01/03		PSD		001	E2
= 0	2 PLACES ± 0.1			CHK'D: MVANSLAMBROU 2018/02/16		SD-33482-0001			
= 0	1 PLACE ± 0.2			APPR: MVANSLAMBROU 2018/02/16		MATERIAL NUMBER		CUSTOMER	
= 0	0 PLACES ±			INITIAL REVISION:		SERIES		SHEET NUMBER	
= 0	DRAFT WHERE APPLICABLE MUST REMAIN WITHIN DIMENSIONS		THIRD ANGLE PROJECTION	DRAWING	SERIES	GENERAL MARKET		11 OF 11	
= 0				A1-SIZE	33482				

TABLE OF CONTENTS	
SHEET NO.	SHEET DESCRIPTION
1	NOTES
2	KEY CONFIGURATIONS
3	BLADE SEALED ASSEMBLY
4	SYSTEM PACKAGING
5	BOM



NOTES: VALID UNLESS OTHERWISE SPECIFIED

1. GENERAL:
 a. APPLICATION SPECIFICATION SEE: AS-33472-100
 CONTAINS: PRODUCT INTRODUCTION, PRODUCT SUMMARY, CONNECTOR ASSEMBLY, PACKAGING INFORMATION, CONNECTOR MATING, SERVICE INSTRUCTIONS, ELECTRICAL CONTINUITY CHECKING, CRIMPING, AND TROUBLESHOOTING.
 -DESIGNED TO MATE WITH RECEPTACLE SEALED ASSEMBLY SPECIFIED IN MOLEX DRAWING SD-33472-041.
 -FOR 15mm BLADE TERMINALS TO BE USED WITH THIS ASSEMBLY SEE MOLEX DRAWING SD-33000-001.
 - SYSTEM TO BE USED WITH WIRE WITHIN DIAMETER RANGE OF 1.4mm TO 2.69mm.
 -ASSEMBLY SHIPPED WITH PLR IN PRE-LOCK POSITION
 -IN THE EVENT THAT THE PLR IS FOUND IN THE SEATED (FINAL LOCK) POSITION, REFER TO MOLEX SPECIFICATION PS-34646-001, AVAILABLE AT www.molex.com <<http://www.molex.com>>
 -ASSEMBLY CONFORMS TO SAE/USCAR-2 REV.4 WITH THE FOLLOWING EXCEPTIONS:
 TERMINAL INSERTION FORCE FOR WIRE DIAMETER ABOVE 2.5mm NOT EXCEEDING 2.69mm SHALL NOT EXCEED 45 NEWTONS.

b. PRODUCT SPECIFICATION SEE: PS-33472-000
 CONTAINS: PRODUCT INTRODUCTION, PRODUCT SUMMARY, RATINGS (CURRENT, TEMPERATURE, SEALING, AND FLAMMABILITY), AND PRODUCT VALIDATION.

c. PACKAGING SPECIFICATION PER MOLEX DRAWING: PK-31300-635

d. PARTS MUST BE IN COMPLIANCE TO MOLEX CHEMICAL SUBSTANCES FOR PRODUCTS AND PACKAGING SPECIFICATION: ES-40000-5016

e. DATA MUST BE SUBMITTED UNDER THE MOLEX PART NUMBER TO IMDS (COMPANY ID#13255)

2. DESIGN - MATERIALS:
 a. CONNECTOR HOUSING, GROMMET CAP, PLR: SPS/NYLON 20% GLASS FILLED
 b. MAT SEAL: INTERNALLY LUBRICATED SILICONE

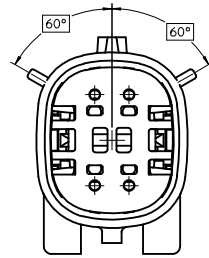
3. DESIGN - GEOMETRY:
 a. THIS IS A 100% CAD GENERATED PART. THE CAD MATHEMATICAL DATA IS THE MASTER FOR THIS PART. FOR DIMENSIONAL OR ANY INFORMATION NOT SHOWN ON THIS DRAWING, ANALYZE THE CAD MODEL.
 b. GEOMETRIC DIMENSIONS AND TOLERANCES PER ASME Y14.5M - 1994
 c. EDGES AND UNDIMENSIONED DETAILS PER ISO13715
 d. CORNERS SHOWN AS SHARP TO BE R 0.2 MAX.
 e. LETTERING SHALL BE 0.15 MAX RAISED IN 0.25 MAX RECESS PAD. THIS INCLUDES RECYCLING CODE, CAVITY ID, VENDOR IDENTIFICATION, AND CUSTOMER MATERIAL NUMBER.
 f. VISUAL DEFECTS SHALL MEET COSMETIC STANDARD PS-45499-002 (Class B)
 g. LASER MARKING: TBD

INSPECTION NUMBER LOG
 LAST NUMBER USED:
 ADDED:
 REMOVED:

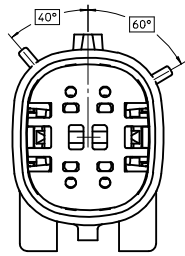
REV	DESCRIPTION
V	UPDATED STATUS AND COMMENTS COLUMNS
U	ADD NEW P/N 33482-4417
T	ADD NEW P/N 33482-4415 33482-4416
S	ADD NEW P/N 33482-4413
R	ADD NEW P/N 33482-4412
Q	UPDATED GROMMET CAP
P3	UPDATED DIMENSIONS
P2	UPDATED DIMENSIONS TO MATCH MODEL
P1	UPDATED NOTES
P	REDRAWN

REVISED IEC NO: UALU2016-0465 DRAWN BY: DRWINAPROFFITT CHECKED BY: CHYKOBORUSZESKI APPROVED BY: APPR:IKOSHY DATE: 2015/10/06 DATE: 2015/10/06 DATE: 2015/10/07	QUALITY SYMBOLS	GENERAL TOLERANCES (UNLESS SPECIFIED)	DIMENSION STYLE	SCALE	DESIGN UNITS	TITLE	THIRD ANGLE PROJECTION	
	▽=0	mm INCH	MM ONLY	3:1	METRIC	MX150 2X2 BLADE SEALED ASSEMBLY MAT SEAL		
	▽=0	4 PLACES ± --- ± --- 3 PLACES ± --- ± --- 2 PLACES ± 0.10 ± --- 1 PLACE ± 0.3 ± --- 0 PLACE ± ±	DRAWN BY: MYANSLAMBROU CHECKED BY: DGRIFFI THS APPROVED BY: SMARCEAU DATE: 04-27-06 DATE: 06-22-06 DATE: 06-22-06	DRAWN BY: DATE CHECKED BY: DATE APPROVED BY: DATE				
	▽=0	ANGULAR ± 3 ° DRAFT WHERE APPLICABLE MUST REMAIN WITHIN DIMENSIONS	MATERIAL NO. SEE BOM					
		DOCUMENT NO. SD-33482-041		SHEET NO. 1 OF 5		THIS DRAWING CONTAINS INFORMATION THAT IS PROPRIETARY TO MOLEX INCORPORATED AND SHOULD NOT BE USED WITHOUT WRITTEN PERMISSION		

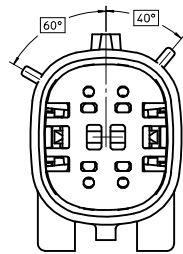
KEY CONFIGURATIONS



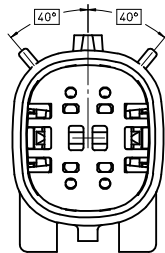
KEY A



KEY B

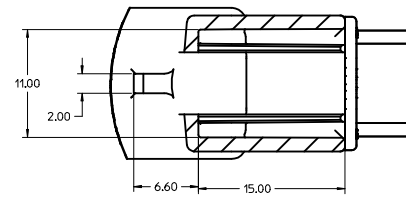
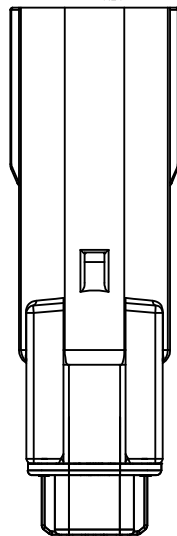
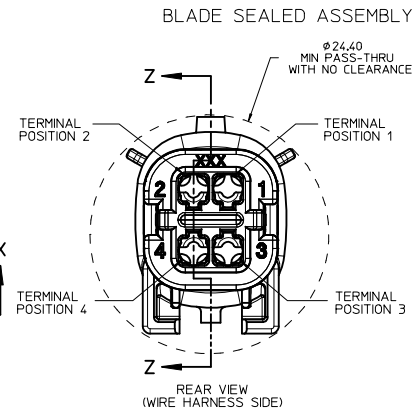
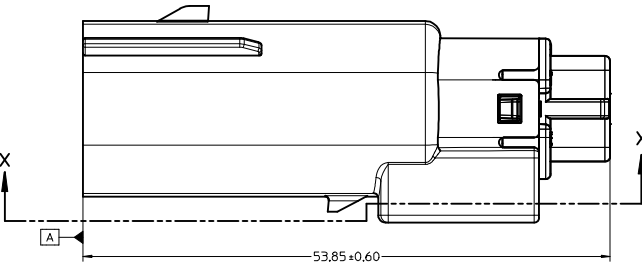
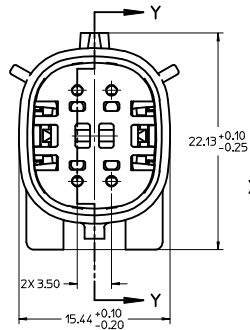
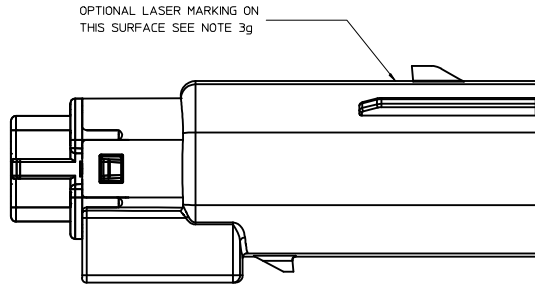


KEY C

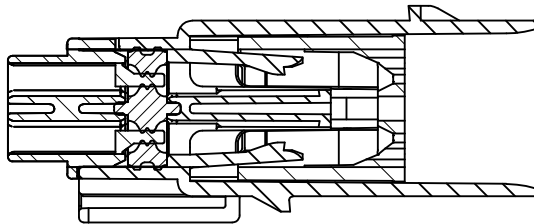


KEY D

REVISED IEC NO. UAU2016-0465 DRAWN: PROFFITT 2015/10/06 CHECKED: BRUSZENSKI 2015/10/06 APPR: IKOSHY 2015/10/07	QUALITY SYMBOLS	GENERAL TOLERANCES (UNLESS SPECIFIED)	DIMENSION STYLE	SCALE	DESIGN UNITS	THIRD ANGLE PROJECTION
	▽=0 ▽=0 ▽=0	mm INCH 4 PLACES ± --- ± --- 3 PLACES ± --- ± --- 2 PLACES ± 0.10 ± --- 1 PLACE ± 0.3 ± --- 0 PLACE ± ±	MM ONLY 4:1 METRIC	DRAWN BY: MYANSLAMBROU CHECKED BY: DGRIFITHS APPROVED BY: SMARCEAU	DATE: 04-27-06 DATE: 06-22-06 DATE: 06-22-06	TITLE: MX150 2X2 BLADE SEALED ASSEMBLY MAT SEAL molex
	ANGLAR ± 3 ° DRAFT WHERE APPLICABLE MUST REMAIN WITHIN DIMENSIONS	MATERIAL NO. SEE BOM	DOCUMENT NO. SD-33482-041			

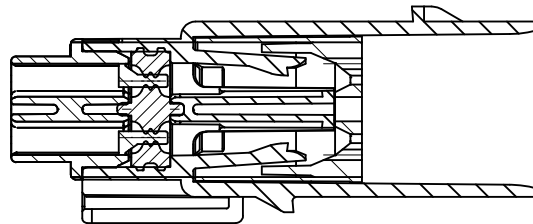


PARTIAL X-X
SCALE 4:1



PRIMARY LOCK REINFORCER (PLR) SHOWN
IN PRE-STAGED POSITION

SECTION Z-Z



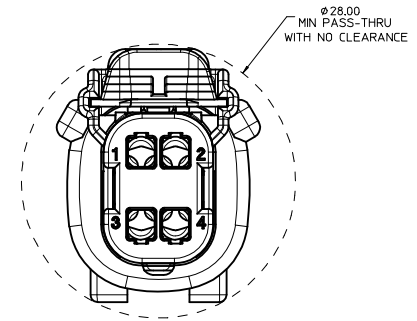
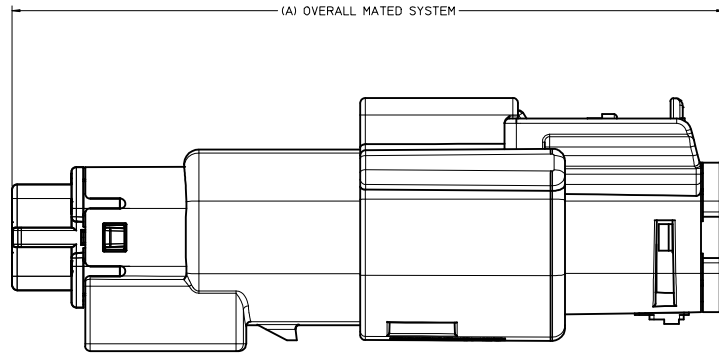
PRIMARY LOCK REINFORCER (PLR) SHOWN
IN FINAL LOCK POSITION

SECTION Y-Y

REVISED IEC NO. UAU2016-0465 DRAWN BY: 2015/10/06 CHYKORUSZENSKI 2015/10/06 APPR: VIKOSHY 2015/10/07	QUALITY SYMBOLS	GENERAL TOLERANCES (UNLESS SPECIFIED)	DIMENSION STYLE	SCALE	DESIGN UNITS	THIRD ANGLE PROJECTION
	∇=0 ∇=0 ∇=0	mm INCH 4 PLACES ± --- ± --- 3 PLACES ± --- ± --- 2 PLACES ± 0.10 ± --- 1 PLACE ± 0.3 ± --- 0 PLACE ± ± ---	MM ONLY	4:1	METRIC	☉ ▽ THIRD ANGLE PROJECTION
	MATERIAL NO. SEE BOM	DRAFT WHERE APPLICABLE MUST REMAIN WITHIN DIMENSIONS	DRAWN BY: DATE MYANSLAMBROU 04-27-06 CHECKED BY: DATE DGRIFITHS 06-22-06 APPROVED BY: DATE SMARCEAU 06-22-06	TITLE	MX150 2X2 BLADE SEALED ASSEMBLY MAT SEAL	
	DOCUMENT NO. SD-33482-041	SHEET NO. 3 OF 5	THIS DRAWING CONTAINS INFORMATION THAT IS PROPRIETARY TO MOLEX INCORPORATED AND SHOULD NOT BE USED WITHOUT WRITTEN PERMISSION			

20 19 18 17 16 15 14 13 12 11 10 9 8 7 6 5 4 3 2 1

SYSTEM PACKAGING



CHARTED DIMENSIONS		
RECEPTACLE ASSY PART NUMBER	CONFIGURATION	A
33472-0401 THRU 33472-0452	MX150 2X2 RECEPTACLE SEALED ASSEMBLY - STANDARD	72.78
33472-4401 THRU 33472-4412	MX150 2X2 RECEPTACLE SEALED ASSEMBLY - LENGTHENED	77.21

REVISED IEC NO. UAU2016-0465 DRAWN/PROFFITT 2015/10/06 CHYKORUSZENSKI 2015/10/06 APPR:VKOSHY 2015/10/07	QUALITY SYMBOLS ∇=0 ∇=0 ∇=0	GENERAL TOLERANCES (UNLESS SPECIFIED) mm INCH 4 PLACES ± --- ± --- 3 PLACES ± --- ± --- 2 PLACES ± 0.10 ± --- 1 PLACE ± 0.3 ± --- 0 PLACE ± ± ANGULAR ± 3 ° DRAFT WHERE APPLICABLE MUST REMAIN WITHIN DIMENSIONS	DIMENSION STYLE MM ONLY DRAWN BY DATE MYANSLAMBROU 04-27-06 CHECKED BY DATE DGRIFITHS 06-22-06 APPROVED BY DATE SMARCEAU 06-22-06	SCALE 4:1 DESIGN UNITS METRIC THIRD ANGLE PROJECTION	TITLE MX150 2X2 BLADE SEALED ASSEMBLY MAT SEAL molex	MATERIAL NO. SEE BOM	DOCUMENT NO. SD-33482-041	SHEET NO. 4 OF 5

19 18 17 16 15 14 13 12 11 10 9 8 7 6 5 4 3 2 1

ASSEMBLY PART NUMBER	COLOR	KEYING OPTION	CAVITY TYPE & STATUS (X = PLUGGED)				STATUS	COMMENTS
			1	2	3	4		
33482-0401	BLACK	A						
33482-0402	LIGHT GRAY	B						
33482-0403	BROWN	C						
33482-0404	GREEN	D						
33482-0406	BLACK	A		X				
33482-0407	LIGHT GRAY	B		X				
33482-0408	BROWN	C		X				
33482-0409	GREEN	D		X				
33482-0411	BLACK	A		X	X			
33482-0412	LIGHT GRAY	B		X	X			
33482-0413	BROWN	C		X	X			
33482-0414	GREEN	D		X	X			
33482-0416	BLACK	A	X	X	X	X		
33482-0417	LIGHT GRAY	B	X	X	X	X		
33482-0418	BROWN	C	X	X	X	X		
33482-0419	GREEN	D	X	X	X	X		
33482-0421	BLACK	A	X	X	X			
33482-0422	BLACK	A				X		
33482-0423	BLACK	A				X	X	
33482-0424	BLACK	A				X		
33482-0425	BLACK	A	X	X				
33482-4403	DARK GRAY	C						
33482-4404	STONE GRAY	D						
33482-4405	DARK GRAY	C		X				
33482-4406	STONE GRAY	D		X				
33482-4407	DARK GRAY	C		X	X			
33482-4408	STONE GRAY	D		X	X			
33482-4409	DARK GRAY	C	X	X	X	X		
33482-4410	STONE GRAY	D	X	X	X	X		
33482-4411	BLACK	A		X		X		
33482-4412	YELLOW	A						
33482-4413	LIGHT GRAY	B	X					
33482-4415	BLACK	A	X			X		
33482-4416	DARK GRAY	C		X		X		
33482-4417	LIGHT GRAY	B		X		X		

PLANNED OBSOLESCENCE
SEE DRAWING SD-33482-0002
FOR REPLACEMENT P/N

REPLACEMENT P/N'S ARE:
33482-04XX TO 33482-40XX
33482-44XX TO 33482-41XX

REVISED IEC NO. UAU2016-0465 DRAWN/PROFIT 2015/10/06 CHYKORUSZENSKI 2015/10/06 APPR:VKOSHY 2015/10/07	QUALITY SYMBOLS	GENERAL TOLERANCES (UNLESS SPECIFIED)	DIMENSION STYLE	SCALE	DESIGN UNITS	THIRD ANGLE PROJECTION
	▽=0	mm INCH	MM ONLY		METRIC	
	▽=0	4 PLACES ± 0.10	DRAWN BY MYANSLAMBROU 04-27-06	DATE	TITLE	
	▽=0	3 PLACES ± 0.03	CHECKED BY DGRIFITHS 06-22-06	DATE	MX150 2X2 BLADE SEALED ASSEMBLY MAT SEAL	
	ANGULAR ± 3°	DRAFT WHERE APPLICABLE MUST REMAIN WITHIN DIMENSIONS	MATERIAL NO. SEE BOM	APPROVED BY SMARCEAU 06-22-06	DATE	DOCUMENT NO. SD-33482-041
			SIZE D	THIS DRAWING CONTAINS INFORMATION THAT IS PROPRIETARY TO MOLEX INCORPORATED AND SHOULD NOT BE USED WITHOUT WRITTEN PERMISSION		SHEET NO. 5 OF 5