


25.0 x 25.0 x 4.0 (mm) GPS & GLONASS & BDS Dual Pin Patch Antenna

Engineering Specification (EVB+AA650)

1. Product Number

H 2 B 1 A F 1 A 2 N 0 1 0 0



2. Features

- *Stable and reliable in performances
- *Low temperature coefficient of frequency
- *RoHS2.0 compliance

3. Applications

- *Navigation systems or position tracking systems

4. Description

Unicon's patch antenna series are ceramic antennas specially designed for all of GPS、GLONASS and BDS applications. This ceramic dual pin patch antenna has excellent stability and sensitivity through the use of high performance proprietary ceramic materials and processes.



詠業科技股份有限公司
Unicon Technologies Corporation
Website:www.unicon.com

THIS DRAWINGS AND SPECIFICATIONS ARE THE PROPERTY OF UNICTRON TECHNOLOGIES CORPORATION AND SHALL NOT BE REPRODUCED OR USED AS THE BASIS FOR THE MANUFACTURE OR SALE OF APPARATUS OR DEVICES WITHOUT PERMISSION

Prepared by : **Wen**

Designed by : **George**

Checked by : **Mike**

Approved by : **Herbert**

TITLE : 25.0 x 25.0 x 4.0 (mm) GPS & GLONASS & BDS Dual Pin Patch Antenna (EVB+AA650) Engineering Specification

DOCUMENT NO.

H2B1AF1A2N0100

REV.

A

5. Electrical Specifications (@ 70 x 70 mm² ground plane)

5-1. GPS Band

Characteristics		Specification	Unit
Outline Dimensions		25.0 × 25.0 × 4.0	mm
Ground Plane		70 × 70	mm
Working Frequency		1575.42	MHz
VSWR		2 Max. (typical)	
Axial Ratio		2 Max. (typical)	dB
Impedance		50	Ω
Polarization		RHCP	
Gain	@Zenith	4.2 (typical)**	dBic
	@10° Elevation	-2.3 (typical)**	
Temperature Coefficient of Frequency		0±20 Max. (@-40°C~85°C)	ppm/°C
Electrode Plating Adhesion		>4	kg

**A Typical value is for reference only, not guaranteed.

5-2. GLONASS Band

Characteristics		Specification	Unit
Working Frequency		1598~1606	MHz
VSWR		2 Max. (typical)	
Axial Ratio		2 Max. (typical)	dB
Impedance		50	Ω
Polarization		RHCP	
Gain @ 1602 MHz	@Zenith	1.6 (typical)**	dBic
	@10° Elevation	-5.0 (typical)**	

**A Typical value is for reference only, not guaranteed.



詠業科技股份有限公司
Unictron Technologies Corporation
Website:www.unictron.com

THIS DRAWINGS AND SPECIFICATIONS ARE THE PROPERTY OF UNICTRON TECHNOLOGIES CORPORATION AND SHALL NOT BE REPRODUCED OR USED AS THE BASIS FOR THE MANUFACTURE OR SALE OF APPARATUS OR DEVICES WITHOUT PERMISSION

Prepared by : **Wen**

Designed by : **George**

Checked by : **Mike**

Approved by : **Herbert**

TITLE : 25.0 x 25.0 x 4.0 (mm) GPS & GLONASS & BDS Dual
Pin Patch Antenna (EVB+AA650) Engineering
Specification

DOCUMENT
NO.

H2B1AF1A2N0100

REV.

A

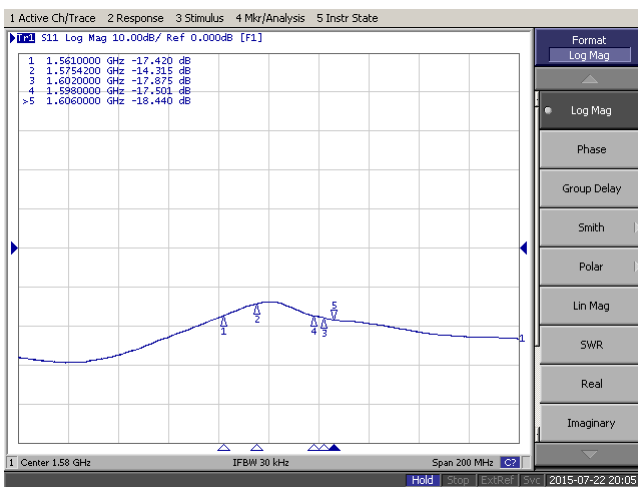
5-3. BDS Band

Characteristics		Specification	Unit
Working Frequency		1561	MHz
VSWR		2 Max. (typical)	
Axial Ratio		2 Max. (typical)	dB
Impedance		50	Ω
Polarization		RHCP	
Gain	@Zenith	1.9 (typical)**	dBic
	@10° Elevation	-4.4 (typical)**	

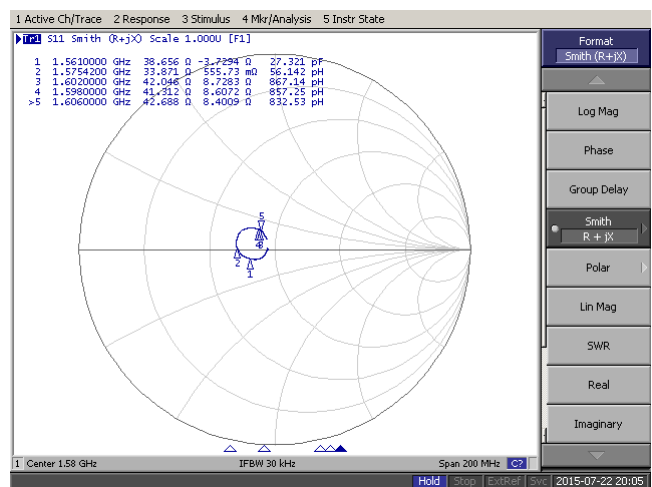
**A Typical value is for reference only, not guaranteed.

5-4. Return Loss & Smith Chart

Return Loss



Smith Chart



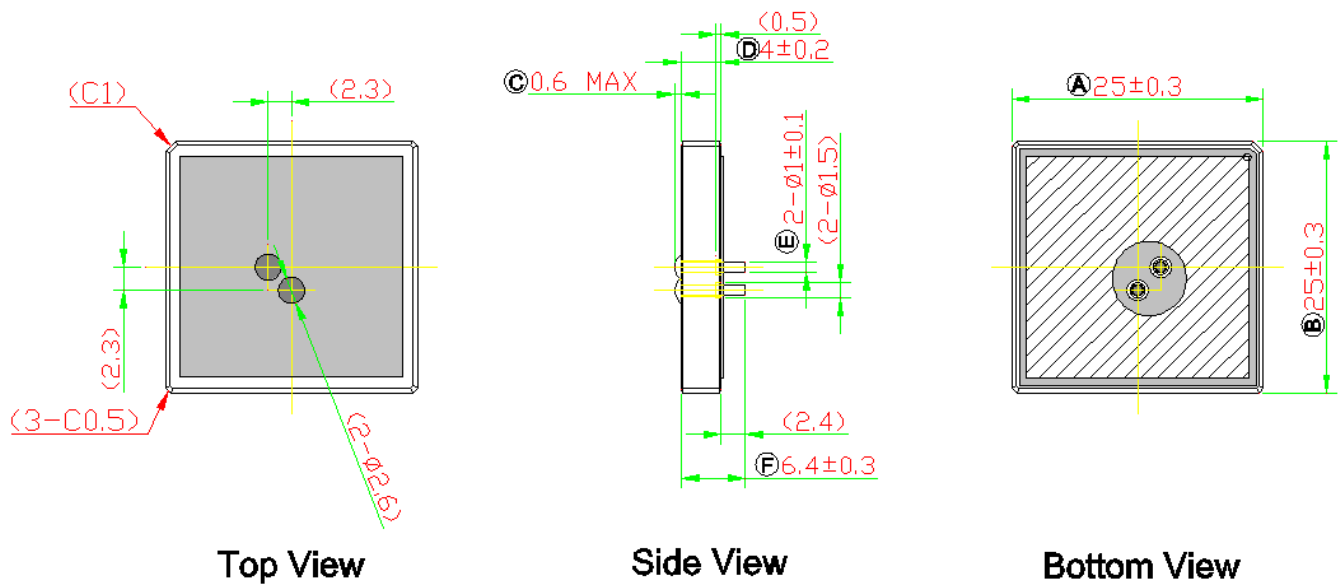
詠業科技股份有限公司
Unictron Technologies Corporation
Website: www.unictron.com

THIS DRAWINGS AND SPECIFICATIONS ARE THE PROPERTY OF UNICTRON TECHNOLOGIES CORPORATION AND SHALL NOT BE REPRODUCED OR USED AS THE BASIS FOR THE MANUFACTURE OR SALE OF APPARATUS OR DEVICES WITHOUT PERMISSION

Prepared by : **Wen** Designed by : **George** Checked by : **Mike** Approved by : **Herbert**

TITLE : 25.0 x 25.0 x 4.0 (mm) GPS & GLONASS & BDS Dual Pin Patch Antenna (EVb+AA650) Engineering Specification	DOCUMENT NO.	H2B1AF1A2N0100	REV.
			A

6. Antenna Dimensions (unit: mm)



NOTE:

1. All materials are RoHS 2.0 compliant.
2. "A~F" Critical Dimensions.
3. "()" Reference Dimensions.



詠業科技股份有限公司
Unictron Technologies Corporation
Website: www.unictron.com

THIS DRAWINGS AND SPECIFICATIONS ARE THE PROPERTY OF UNICTRON TECHNOLOGIES CORPORATION AND SHALL NOT BE REPRODUCED OR USED AS THE BASIS FOR THE MANUFACTURE OR SALE OF APPARATUS OR DEVICES WITHOUT PERMISSION

Prepared by : Wen

Designed by : George

Checked by : Mike

Approved by : Herbert

TITLE : 25.0 x 25.0 x 4.0 (mm) GPS & GLONASS & BDS Dual Pin Patch Antenna (EVB+AA650) Engineering Specification

DOCUMENT NO.

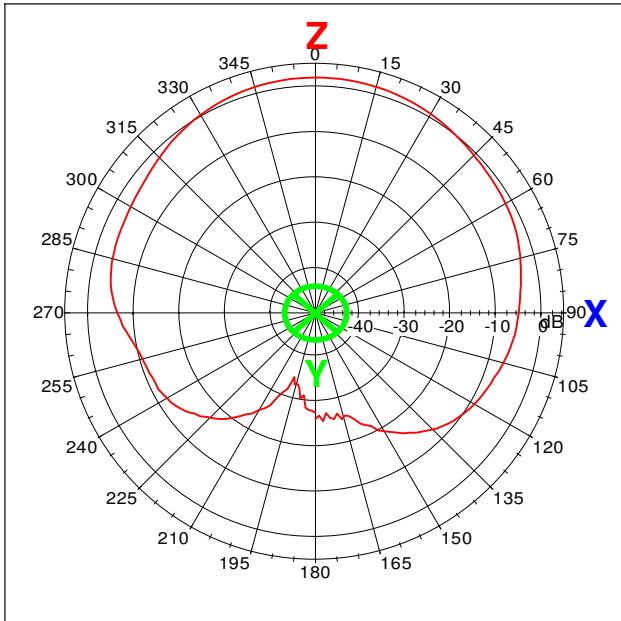
H2B1AF1A2N0100

REV.

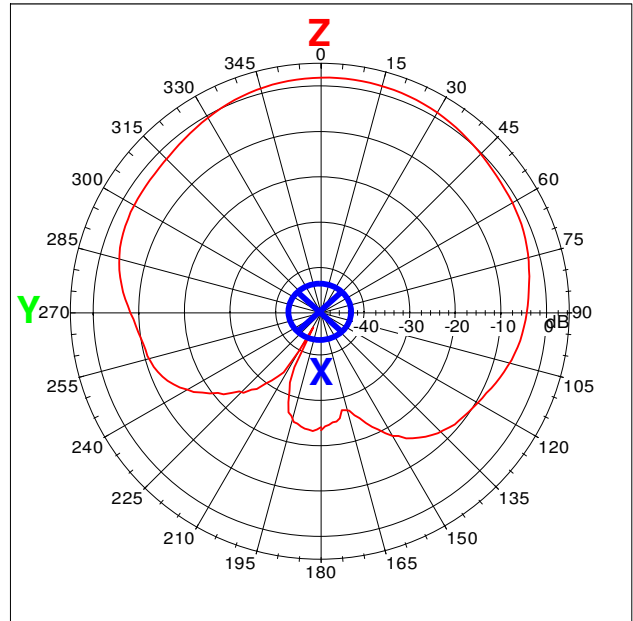
A

7. Radiation Pattern (@ 70 x 70 mm² ground plane)

7-1. Gain Pattern @ 1561 MHz

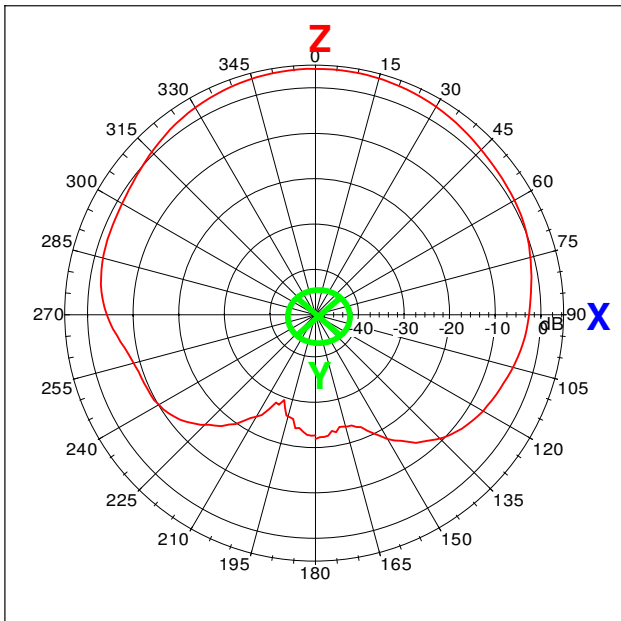


XZ-Plane

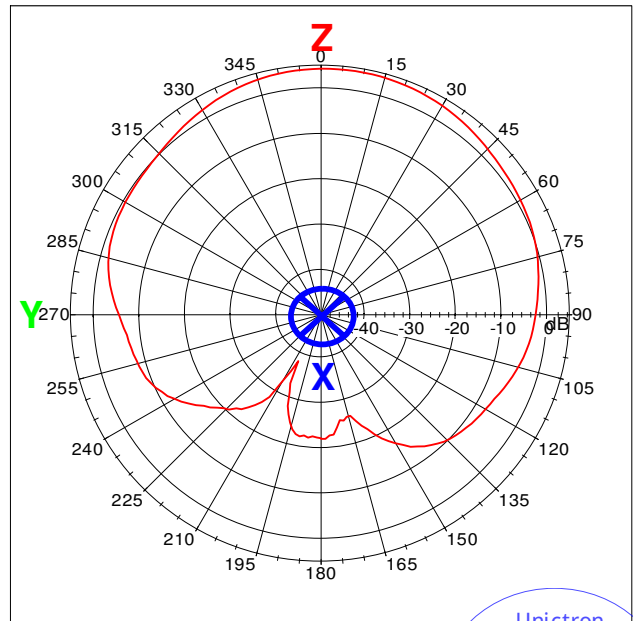


YZ-Plane

7-2. Gain Pattern @ 1575.42 MHz



XZ-Plane



YZ-Plane

Unictron
Technologies Corp.
2018-09-20
Document
Control Center



詠業科技股份有限公司
Unictron Technologies Corporation
Website: www.unictron.com

THIS DRAWINGS AND SPECIFICATIONS ARE THE PROPERTY OF UNICTRON TECHNOLOGIES CORPORATION AND SHALL NOT BE REPRODUCED OR USED AS THE BASIS FOR THE MANUFACTURE OR SALE OF APPARATUS OR DEVICES WITHOUT PERMISSION

Prepared by : Wen

Designed by : George

Checked by : Mike

Approved by : Herbert

TITLE : 25.0 x 25.0 x 4.0 (mm) GPS & GLONASS & BDS Dual Pin Patch Antenna (EVb+AA650) Engineering Specification

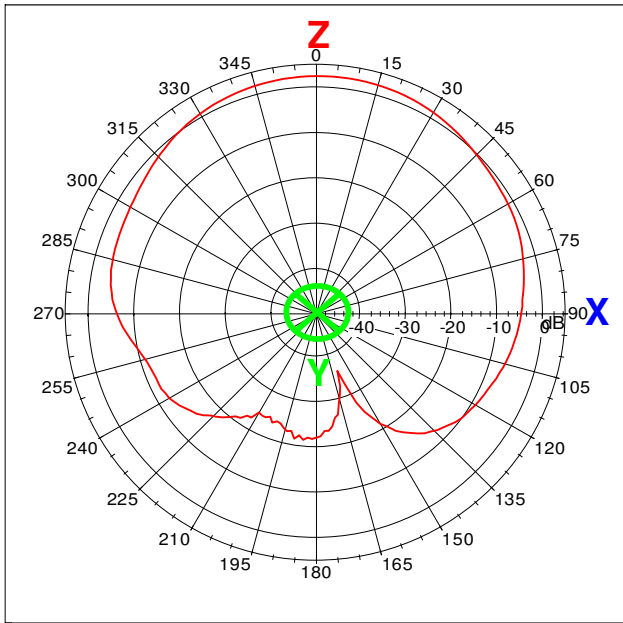
DOCUMENT NO.

H2B1AF1A2N0100

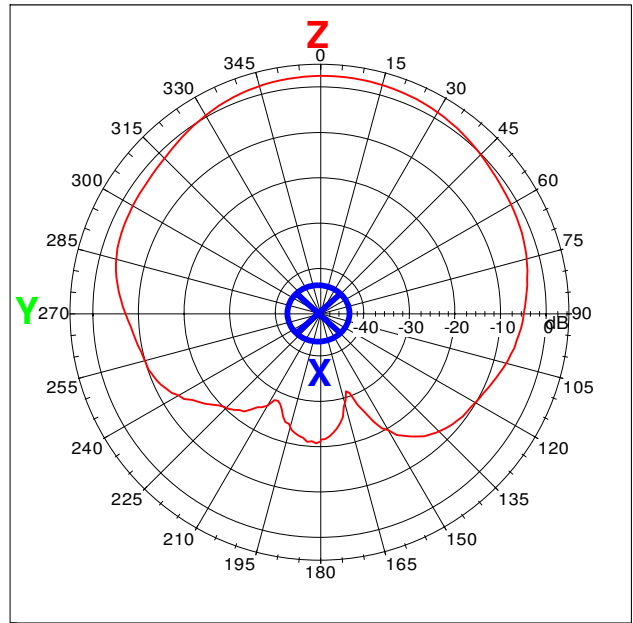
REV.

A

7-3. Gain Pattern @ 1598 MHz

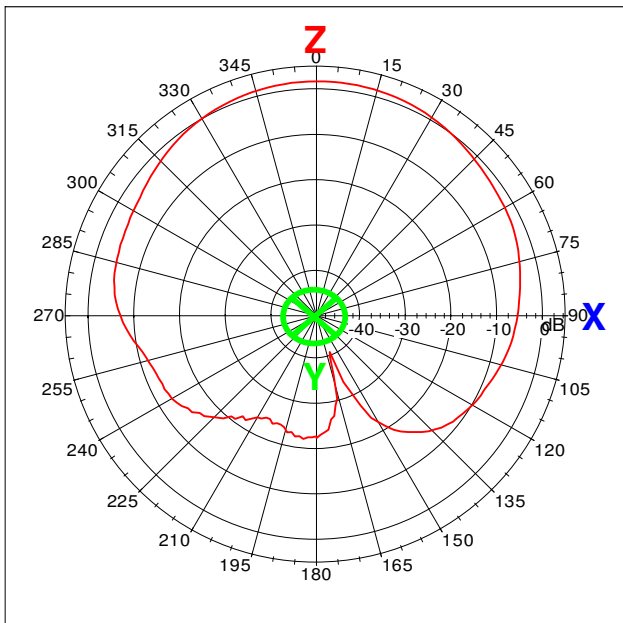


XZ-Plane

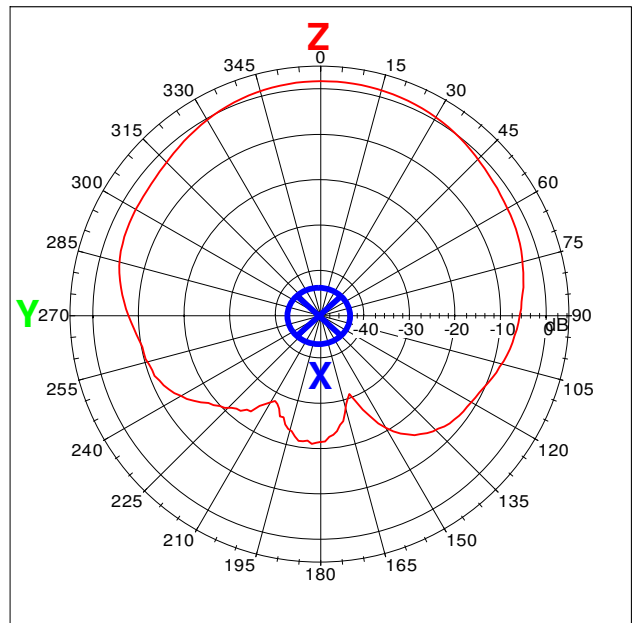


YZ-Plane

7-4. Gain Pattern @ 1602 MHz



XZ-Plane



YZ-Plane

Unictron
Technologies Corp.
2018-09-20
Document
Control Center



詠業科技股份有限公司
Unictron Technologies Corporation
Website: www.unictron.com

THIS DRAWINGS AND SPECIFICATIONS ARE THE PROPERTY OF UNICTRON TECHNOLOGIES CORPORATION AND SHALL NOT BE REPRODUCED OR USED AS THE BASIS FOR THE MANUFACTURE OR SALE OF APPARATUS OR DEVICES WITHOUT PERMISSION

Prepared by : Wen

Designed by : George

Checked by : Mike

Approved by : Herbert

TITLE : 25.0 x 25.0 x 4.0 (mm) GPS & GLONASS & BDS Dual Pin Patch Antenna (EVb+AA650) Engineering Specification

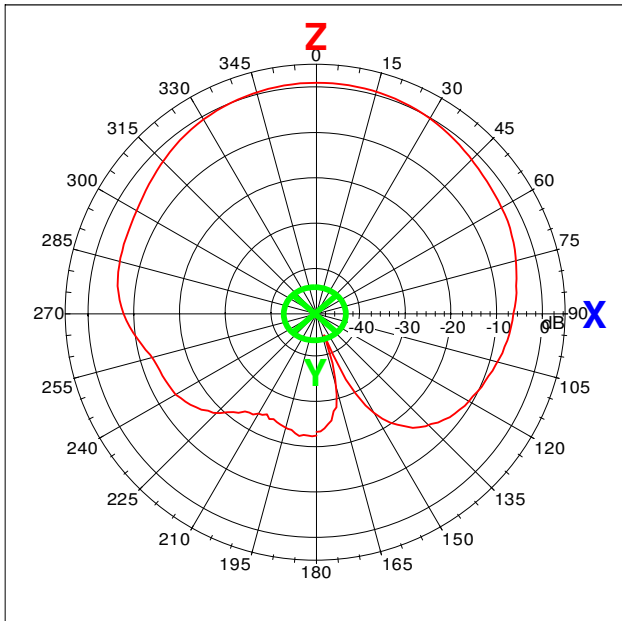
DOCUMENT NO.

H2B1AF1A2N0100

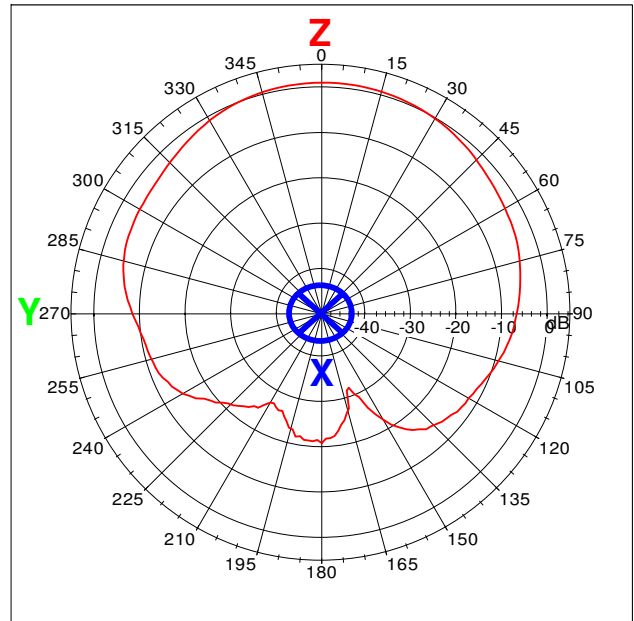
REV.

A

7-5. Gain Pattern @ 1606 MHz

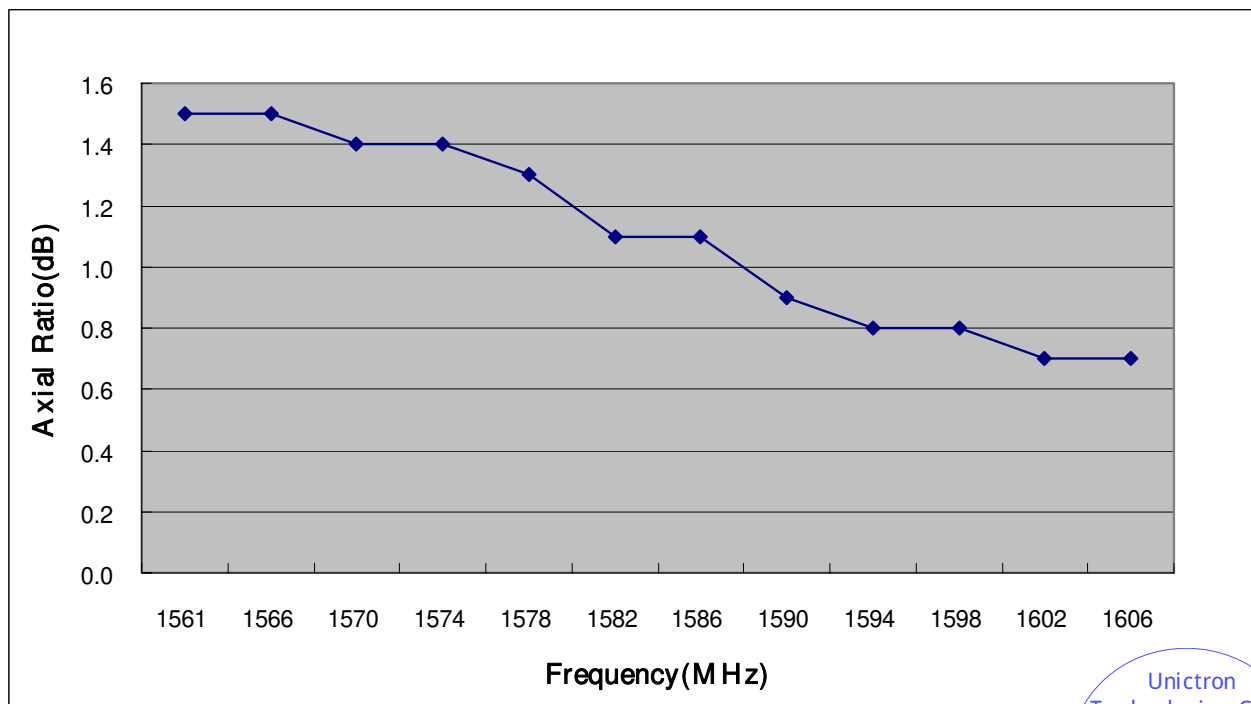


XZ-Plane



YZ-Plane

8. Axial Ratio



Unictron
Technologies Corp.
2018-09-20
Document
Control Center



詠業科技股份有限公司
Unictron Technologies Corporation
Website: www.unictron.com

THIS DRAWINGS AND SPECIFICATIONS ARE THE PROPERTY OF UNICTRON TECHNOLOGIES CORPORATION AND SHALL NOT BE REPRODUCED OR USED AS THE BASIS FOR THE MANUFACTURE OR SALE OF APPARATUS OR DEVICES WITHOUT PERMISSION

Prepared by : Wen

Designed by : George

Checked by : Mike

Approved by : Herbert

TITLE : 25.0 x 25.0 x 4.0 (mm) GPS & GLONASS & BDS Dual Pin Patch Antenna (EVB+AA650) Engineering Specification

DOCUMENT NO.


H2B1AF1A2N0100

REV.

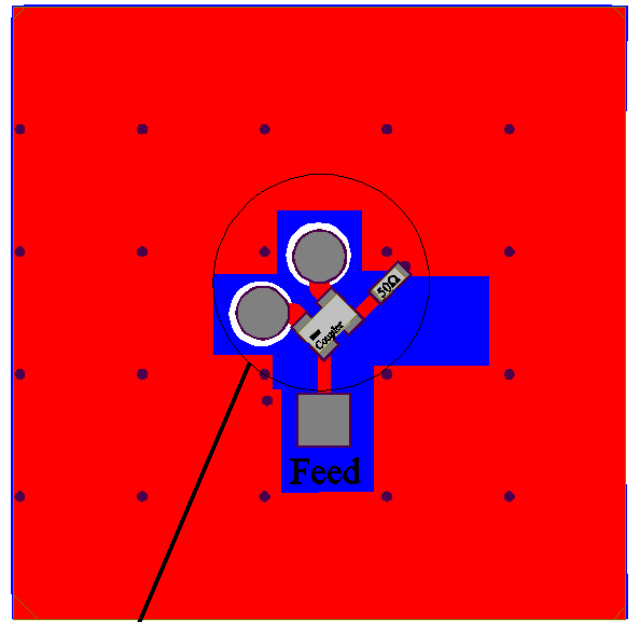
A

9. Recommendation PCB Layout

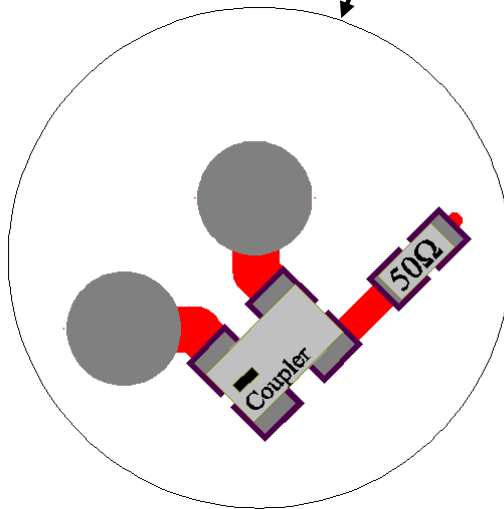
9-1. Top Layer & Bottom Layer



Top Layer



Bottom Layer



- : Copper Ground & Transmission Line
- : Copper Ground
- : Solder Pad



詠業科技股份有限公司
 Unictron Technologies Corporation
 Website: www.unictron.com

THIS DRAWINGS AND SPECIFICATIONS ARE THE PROPERTY OF UNICTRON TECHNOLOGIES CORPORATION AND SHALL NOT BE REPRODUCED OR USED AS THE BASIS FOR THE MANUFACTURE OR SALE OF APPARATUS OR DEVICES WITHOUT PERMISSION

Prepared by : **Wen** Designed by : **George** Checked by : **Mike** Approved by : **Herbert**

TITLE : 25.0 x 25.0 x 4.0 (mm) GPS & GLONASS & BDS Dual Pin Patch Antenna (EVb+AA650) Engineering Specification

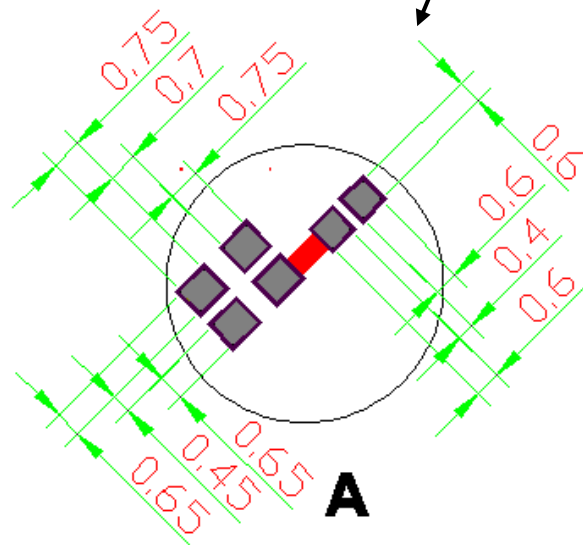
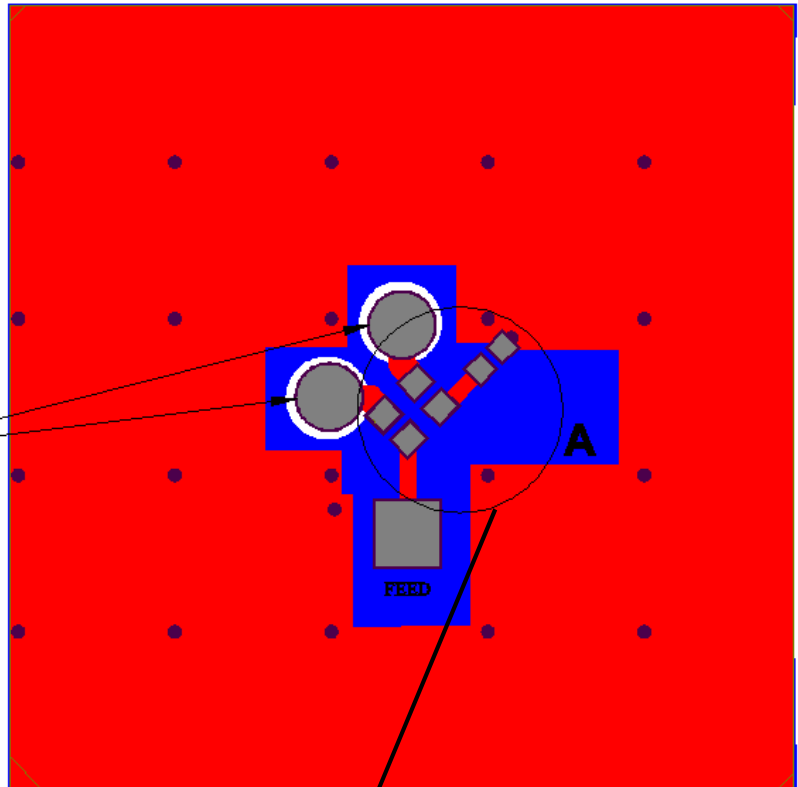
DOCUMENT NO.

H2B1AF1A2N0100

REV.
A

9-2. Footprint

Via Hole $\phi 1.1$



詠業科技股份有限公司
 Unictron Technologies Corporation
 Website: www.unictron.com

THIS DRAWINGS AND SPECIFICATIONS ARE THE PROPERTY OF UNICTRON TECHNOLOGIES CORPORATION AND SHALL NOT BE REPRODUCED OR USED AS THE BASIS FOR THE MANUFACTURE OR SALE OF APPARATUS OR DEVICES WITHOUT PERMISSION

Prepared by : Wen

Designed by : George

Checked by : Mike

Approved by : Herbert

TITLE : 25.0 x 25.0 x 4.0 (mm) GPS & GLONASS & BDS Dual Pin Patch Antenna (EVB+AA650) Engineering Specification

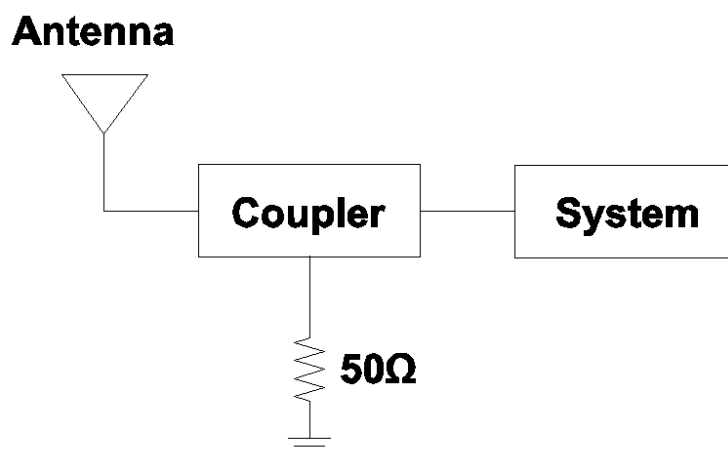
DOCUMENT NO.

H2B1AF1A2N0100

REV.

A

9-3. Block Diagram



10. Coupler Specification

Coupling (dB)	Amplitude Balance (dB)	Phase Deviation (degree)	Isolation (dB)
3	1.0 Max.	90.0 ± 3.0	16.0 min.



詠業科技股份有限公司
 Unictron Technologies Corporation
 Website: www.unictron.com

THIS DRAWINGS AND SPECIFICATIONS ARE THE PROPERTY OF UNICTRON TECHNOLOGIES CORPORATION AND SHALL NOT BE REPRODUCED OR USED AS THE BASIS FOR THE MANUFACTURE OR SALE OF APPARATUS OR DEVICES WITHOUT PERMISSION

Prepared by : **Wen** Designed by : **George** Checked by : **Mike** Approved by : **Herbert**

TITLE : 25.0 x 25.0 x 4.0 (mm) GPS & GLONASS & BDS Dual Pin Patch Antenna (EVb+AA650) Engineering Specification	DOCUMENT NO.	H2B1AF1A2N0100	REV.
			A