

NOTES:

1. MATERIALS AND FINISHES:

BODY - BRASS (ASTM-B16 H02, C36000), NICKEL PLATING  
 CONTACT PIN - BRASS, GOLD PLATING  
 INSULATOR - PTFE PER ASTM D 1710 OR EQUIV.  
 FERRULE - BRASS, NICKEL PLATING

2. ELECTRICAL:

A. IMPEDANCE: 50 OHM  
 B. FREQUENCY RANGE: DC - 11 GHz

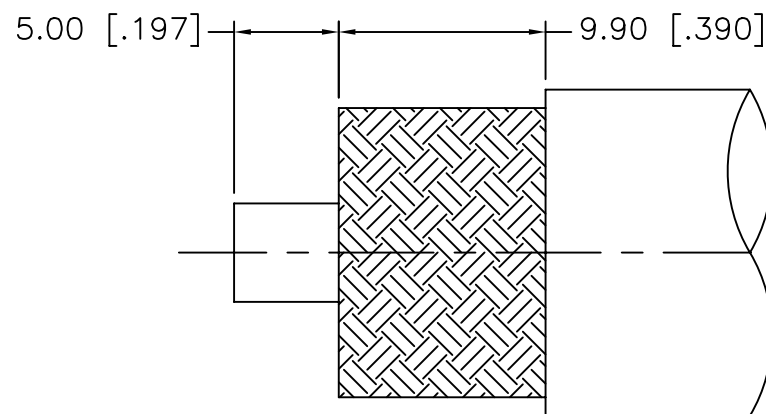
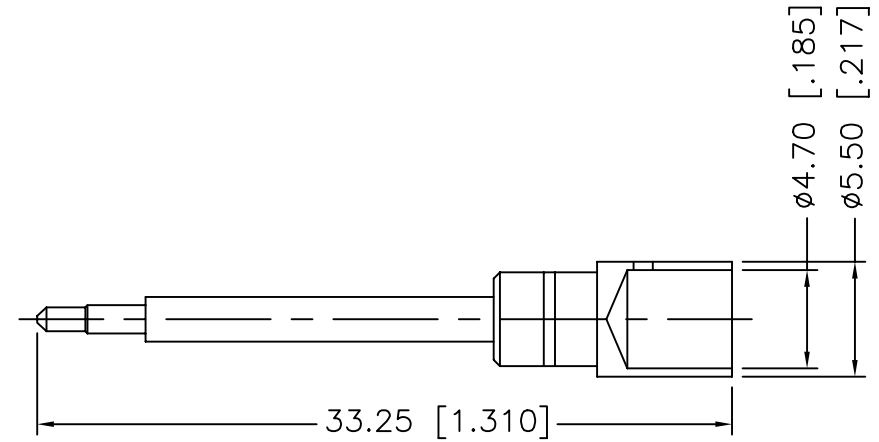
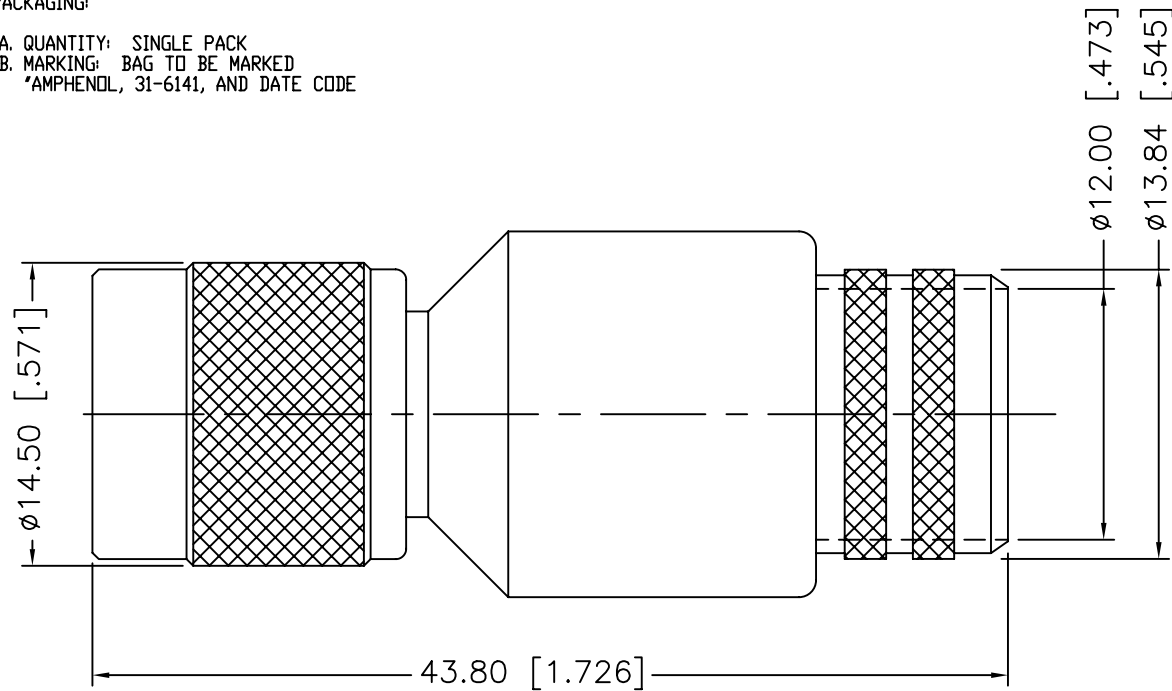
3. MECHANICAL:

A. TEMPERATURE RANGE: -65° C TO +165° C

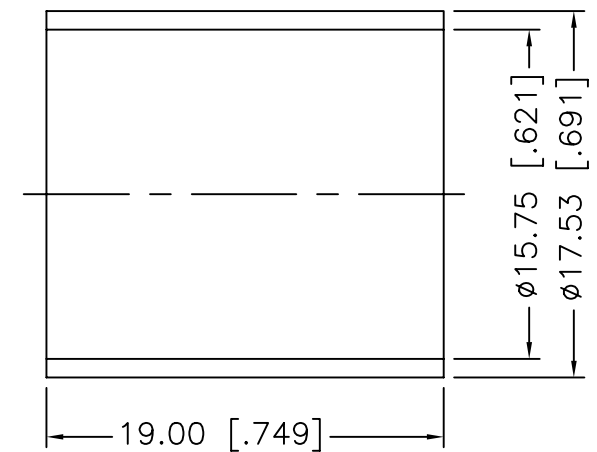
4. PACKAGING:

A. QUANTITY: SINGLE PACK  
 B. MARKING: BAG TO BE MARKED  
 \*AMPHENOL, 31-6141, AND DATE CODE

31-6141		REVISIONS			
DRAWING NO.	REV	DESCRIPTION	DATE	ECO	APPR
THIRD ANGLE PROJ.	A	RELEASE TO MFG.	8/29/06	46221	CPM/



RECOMMENDED CABLE STRIPPING DIMENSIONS



UNLESS OTHERWISE SPECIFIED, DIMENSIONS ARE IN INCHES AND TOLERANCES ARE:  
 2 PLACE DECIMAL 3 PLACE DECIMAL ANGLES  
 ±.015 (0,381 mm) ±.005 (0,127 mm) ± 1°

NOTICE - These drawings, specifications, or other data (1) are, and remain the property of Amphenol Corp. (2) must be returned upon request; and (3) are confidential and not to be disclosed to any person other than those to whom they are given by Amphenol Corp. The furnishing of these drawings, specifications, or other data by Amphenol Corp., or to any other person to anyone for any purpose is not to be regarded by implication or otherwise in any manner licensing, granting rights or permitting such holder or any other person to manufacture, use or sell any product, process or design, patented or otherwise, that may in any way be related to or disclosed by said drawings, specifications, or other data.

MATERIAL	DRAWN	DATE
	C. McGRATH	4/21/05
REFERENCE	ENGINEER	DATE
	Q. BARTHELMES	4/21/05
	APPROVED	DATE
	Q. BARTHELMES	8/25/06
CAD FILE H:\DEPT611\TNC\031\ASSY\6141		

TITLE	CODE ID	DWG SIZE	DRAWING NO.
TNC CRIMP PLUG (FOR LMR 600 CABLE)	74868	B	31-6141

Amphenol Amphenol Corporation RF/Microwave Operations Danbury, Conn. U.S.A. 06810		
SCALE: 2:1	SHEET	OF
		ISSUE
		A