



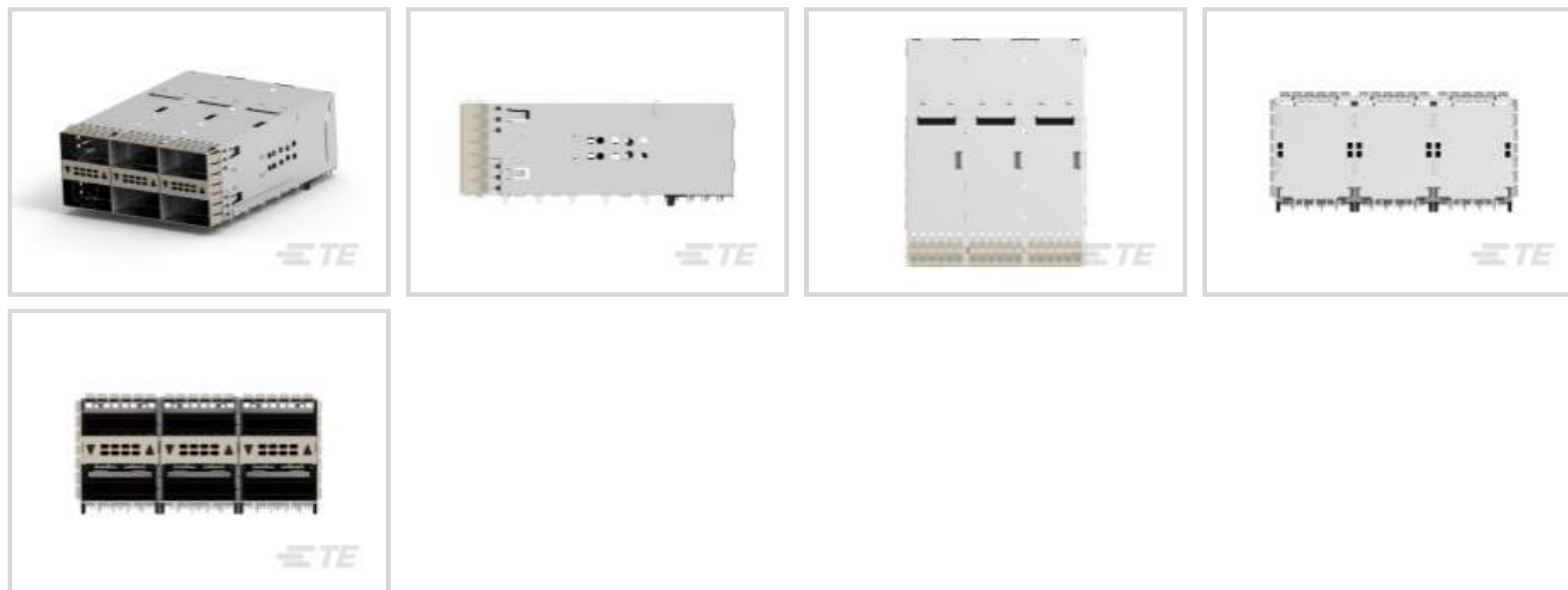
**zQSFP+/QSFP28**

TE Internal #: 2227671-3

QSFP, QSFP+ & zQSFP+, Cage Assembly with Integrated Connector, 2 x 3, Internal/External EMI Springs, Included Lightpipe, Standard, zQSFP+/QSFP28

[View on TE.com >](#)

Connectors > Pluggable IO Connectors & Cages > QSFP, QSFP+ & zQSFP+



Pluggable I/O Product Type: **Cage Assembly with Integrated Connector**

Port Matrix Configuration: **2 x 3**

EMI Containment Feature Type: **Internal/External EMI Springs**

Included Lightpipe: **Yes**

Enhancements: **Standard**

**Features**

**Product Type Features**

Form Factor	zQSFP+
Cage Type	Stacked
Pluggable I/O Product Type	Cage Assembly with Integrated Connector
Connector System	Cable-to-Board
Sealable	No
Connector & Contact Terminates To	Printed Circuit Board

**Configuration Features**

Port Matrix Configuration	2 x 3
Number of Ports	6
Lightpipe Configuration	Outer Left Indicator Down
Number of Rear EONs per Port Column	3
Number of Positions	228

**Electrical Characteristics**

Data Rate (Max)	28 Gb/s
-----------------	---------



### Contact Features

Contact Mating Area Plating Material Thickness	.76 µm[30 µin]
Contact Mating Area Plating Material	Gold
Contact Underplating Material	Tin
PCB Contact Termination Area Plating Material	Gold
Contact Current Rating (Max)	.5 A

### Termination Features

Termination Post & Tail Length	2 mm[.079 in]
Termination Method to Printed Circuit Board	Through Hole - Press-Fit

### Mechanical Attachment

Connector Mounting Type	Board Mount
-------------------------	-------------

### Housing Features

Cage Material	Nickel Silver
Centerline (Pitch)	.8 mm[.032 in]

### Dimensions

PCB Thickness (Recommended)	1.57 mm[.062 in]
-----------------------------	------------------

### Usage Conditions

Operating Temperature Range	-55 – 105 °C[-67 – 221 °F]
-----------------------------	----------------------------

### Operation/Application

Heat Sink Compatible	No
For Use With Pluggable I/O Products	QSFP Cable Assembly, QSFP MSA Compatible Transceiver
Pluggable I/O Applications	SFP+ Stacked Belly-to-Belly
Circuit Application	Signal

### Industry Standards

UL Flammability Rating	UL 94V-0
------------------------	----------

### Packaging Features

Packaging Method	Box & Tray
------------------	------------

### Other

EMI Containment Feature Type	Internal/External EMI Springs
Included Lightpipe	Yes



Enhancements	Standard
--------------	----------

### Product Compliance

[For compliance documentation, visit the product page on TE.com>](#)

EU RoHS Directive 2011/65/EU	Compliant
EU ELV Directive 2000/53/EC	Compliant
China RoHS 2 Directive MIIT Order No 32, 2016	No Restricted Materials Above Threshold
EU REACH Regulation (EC) No. 1907/2006	Current ECHA Candidate List: JUNE 2023 (235) Candidate List Declared Against: JAN 2023 (233) Does not contain REACH SVHC
Halogen Content	Low Bromine/Chlorine - Br and Cl < 900 ppm per homogenous material. Also BFR /CFR/PVC Free
Solder Process Capability	Not applicable for solder process capability


#### Product Compliance Disclaimer

This information is provided based on reasonable inquiry of our suppliers and represents our current actual knowledge based on the information they provided. This information is subject to change. The part numbers that TE has identified as EU RoHS compliant have a maximum concentration of 0.1% by weight in homogenous materials for lead, hexavalent chromium, mercury, PBB, PBDE, DBP, BBP, DEHP, DIBP, and 0.01% for cadmium, or qualify for an exemption to these limits as defined in the Annexes of Directive 2011/65/EU (RoHS2). Finished electrical and electronic equipment products will be CE marked as required by Directive 2011/65/EU. Components may not be CE marked. Additionally, the part numbers that TE has identified as EU ELV compliant have a maximum concentration of 0.1% by weight in homogenous materials for lead, hexavalent chromium, and mercury, and 0.01% for cadmium, or qualify for an exemption to these limits as defined in the Annexes of Directive 2000/53/EC (ELV). Regarding the REACH Regulation, the information TE provides on SVHC in articles for this part number is based on the latest European Chemicals Agency (ECHA) 'Guidance on requirements for substances in articles' posted at this URL: <https://echa.europa.eu/guidance-documents/guidance-on-reach>


### Compatible Parts

 <p>TE Part # 1551920-2 zQSFP+ connector assembly</p>	 <p>TE Part # 1888810-2 EMI/Dust Cover, XFP And QSFP</p>	 <p>TE Part # 2829040-7 QSFP IB EDR, 26AWG, 2.0M</p>
--	--	---

### Also in the Series | [zQSFP+/QSFP28](#)




Pluggable I/O Cable Assemblies(81)



QSFP, QSFP+ & zQSFP+(432)

## Customers Also Bought



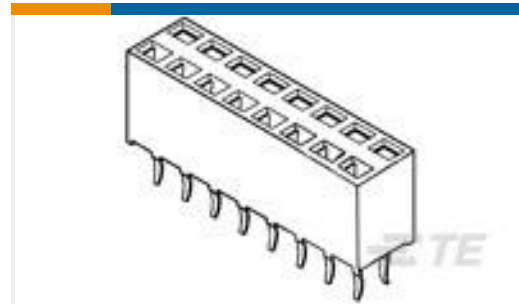
TE Part #2102060-2  
Mezalok, Pin, 114 p, 50 Au, LF




TE Part #5747250-4  
09 MSFL PLUG RA 318 (IN,FM)



TE Part #2-1609113-9  
6CUFS1=F8300



TE Part #1-215309-0  
2X10P HV100 REC CON. TE, 8.5MM



TE Part #6469183-1  
HMZD 3PR RA HDR 60P ASSY LF



TE Part #1888250-4  
low profile rj45, 1x1 grn/grn



TE Part #1469265-5  
UPM R/A KEYED GUIDE PIN



TE Part #8-1393644-3  
V42254B1200C910=PC612 MESSERLE



TE Part #2119538-1  
CCII 1.5MM PITCH EMIX CONN 30-24 ASSY

## Documents

### Product Drawings

[zQSFP+ STACKED RECEPTACLE ASSEMBLY 2X3](#)

English

### CAD Files

[3D PDF](#)

[3D](#)

[Customer View Model](#)

[ENG\\_CVM\\_CVM\\_2227671-3\\_A.2d\\_dxf.zip](#)



English

**Customer View Model**

[ENG\\_CVM\\_CVM\\_2227671-3\\_A.3d\\_igs.zip](#)

English

**Customer View Model**

[ENG\\_CVM\\_CVM\\_2227671-3\\_A.3d\\_stp.zip](#)

English

By downloading the CAD file I accept and agree to the [Terms and Conditions](#) of use.

---

## Datasheets & Catalog Pages

[QSFP28/56 and zQSFP+ Interconnects](#)

English

---

## Product Specifications

[Application Specification](#)

English