




DESIGNER'S KIT K1-TCN+

Transformers

50Ω 600 to 2600 MHz



FEATURES

- Balanced transmission line
- Very wide bandwidth
- Rugged LTCC construction
- Small size, 0.12" (L) x .06" (W) x .037" (H)
- Low cost

MINI-CIRCUITS DESIGNER'S KITS
SPEED UP
THE SOLUTION



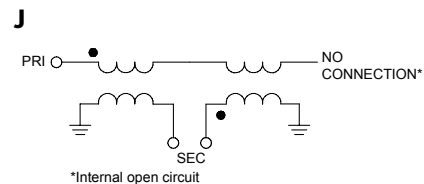
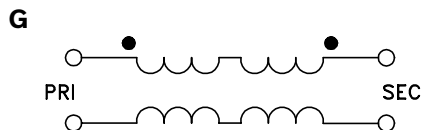
K1-TCN+ ELECTRICAL SPECIFICATIONS

(7 models, 5 of each, 35 total)

Model	Ω Ratio	Frequency (MHz)	Insertion Loss (dB)	Phase Unbalance (dB)	Phase Unbalance (dB)	Configuration
TCN1-10+	1	680-1050	1.5-500	2.5-400	2.5-400	G
TCN1-23+	1	1300-2300	—	600-1100	600-1100	G
TCN2-14+	2	700-1400	800-1900	—	—	G
TCN2-26+	2	1600-2600	—	—	—	G
TCN3-11+	3	600-1100	—	2-500	2-500	G
TCN4-13+	4	650-1250	3-800	5-400	5-400	G
TCN4-22+	4	1200-2200	200-1400	300-1300	300-1300	J

* Insertion loss is referenced to mid-band loss

CONFIGURATIONS



REV. A
ECO-009388
M108655
K1-TCN+
210823

