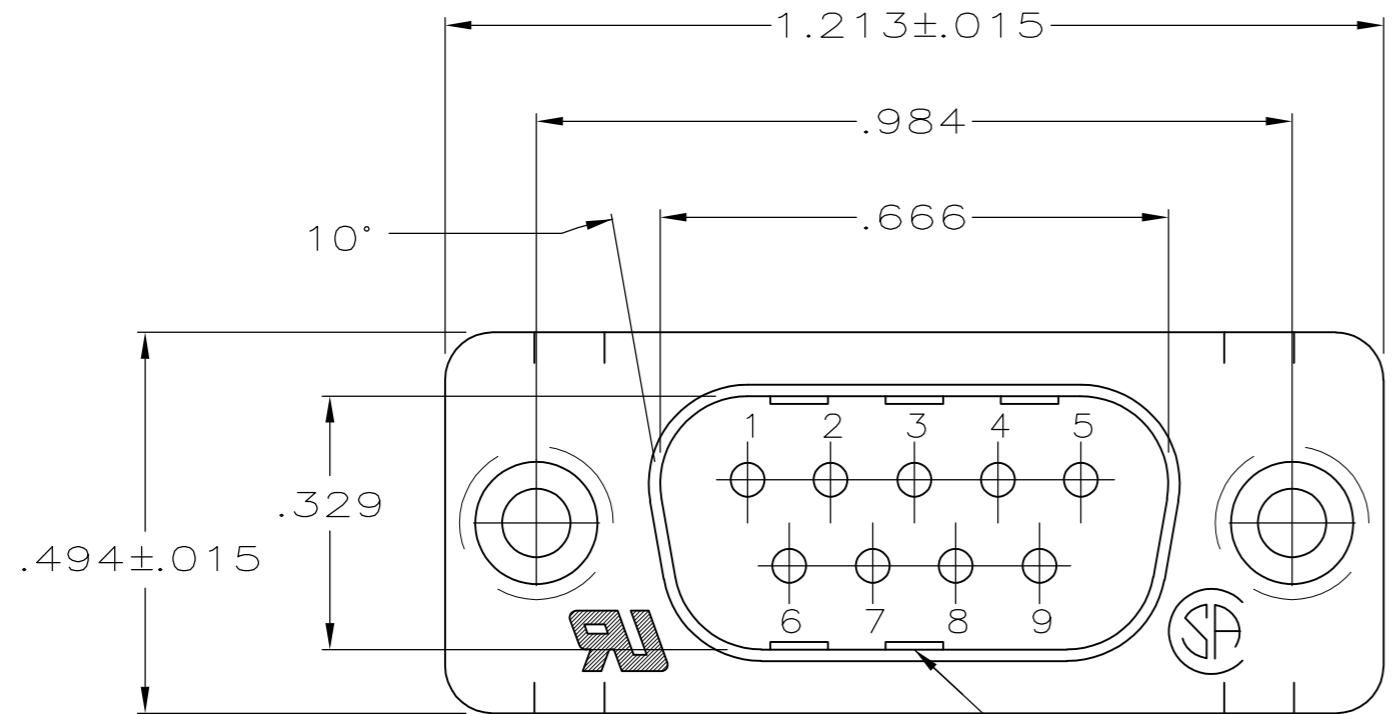
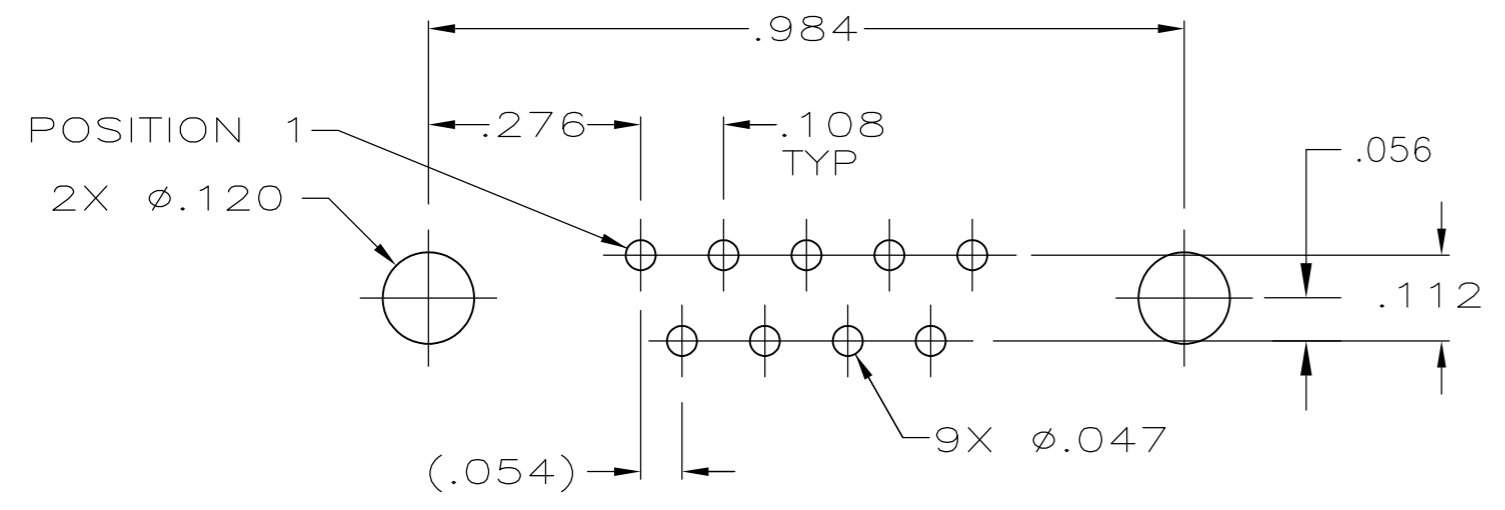
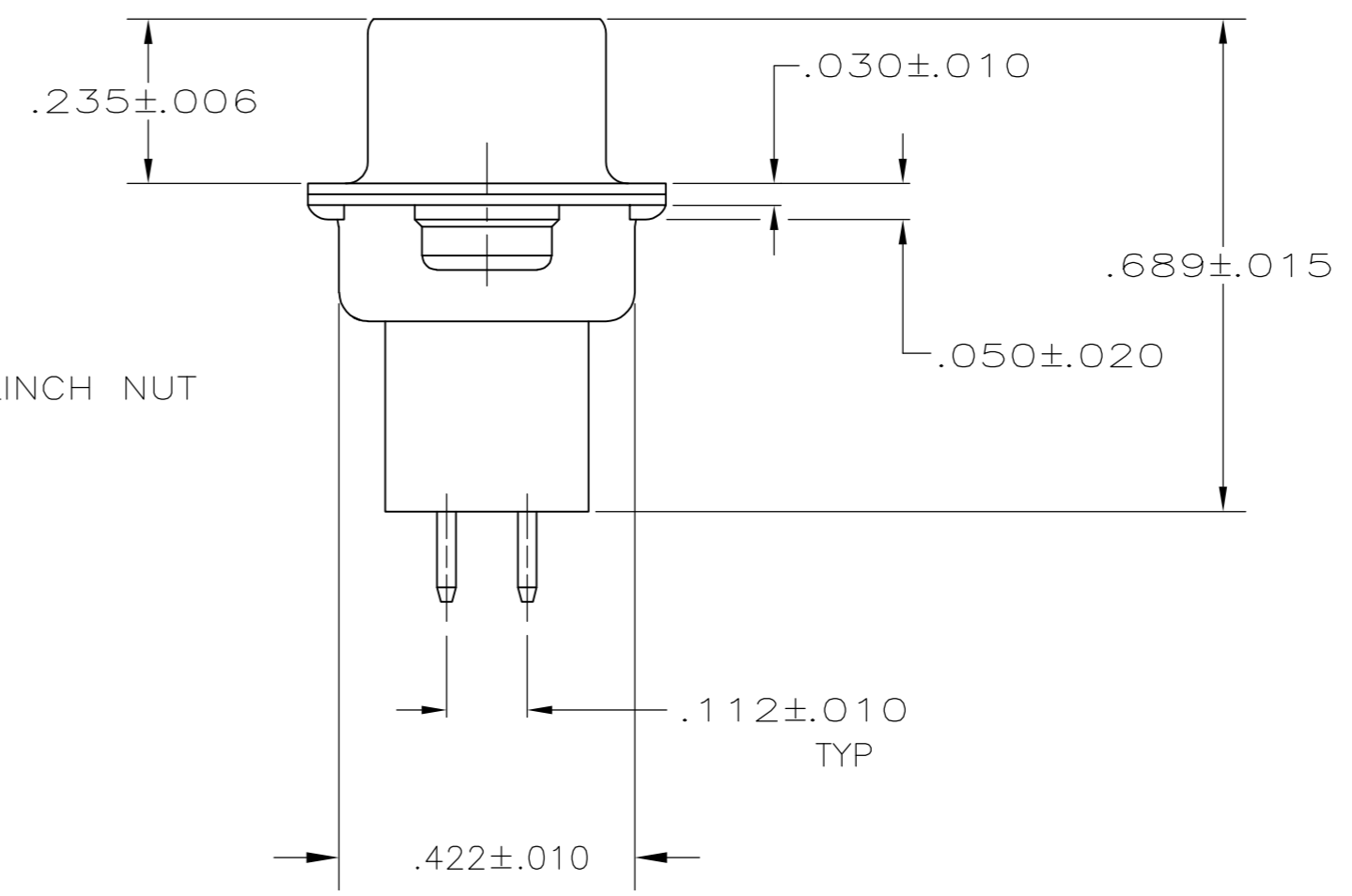
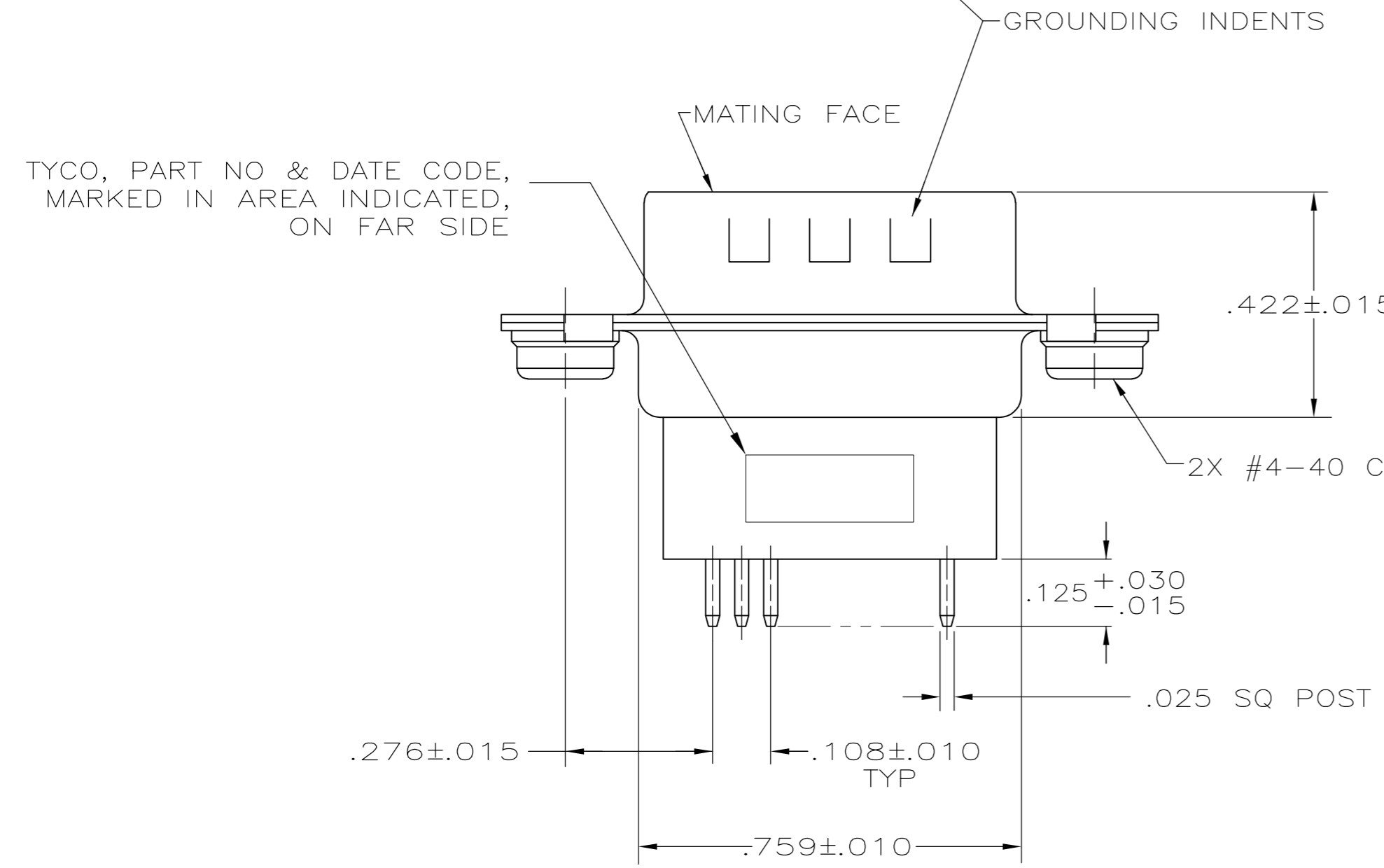


THIS DRAWING IS UNPUBLISHED. RELEASED FOR PUBLICATION
 © COPYRIGHT 2005 By - ALL RIGHTS RESERVED.

LOC		DIST		REVISIONS			
P	LTR	DESCRIPTION	DATE	DWN	APVD		
GP	00						
	D	REVISED PER ECO-14-011808	12AUG2014	AP	SB		



- 1 MOLDED PARTS: GLASS-FILLED PBT OR GLASS-FILLED NYLON, UL94V-0 RATED. COLOR: BLACK.
SHELLS: CARBON STEEL.
CONTACTS: BRASS.
CLINCH NUTS: CARBON STEEL.
- 2 SHELLS: .000200 MIN TIN OVER .000100 MIN COPPER.
CLINCH NUTS: .000200 MIN ZINC WITH CLEAR CHROMATE COATING.
CONTACTS: GOLD PLATED FOR A LENGTH OF .150 MIN FROM MATING END, .000030 MIN GOLD IN MATED AREA, .000100 MIN TIN ON OPPOSITE END, ALL OVER .000050 MIN NICKEL.
-OR-
GOLD FLASH OVER PALLADIUM-NICKEL PLATED FOR A LENGTH OF .150 FROM MATING END, .000030 MIN TOTAL IN MATED AREA, .000100 MIN TIN ON OPPOSITE END, ALL OVER .000050 MIN NICKEL.



PC BOARD MOUNTING DIMENSIONS

5749014

5749014-1
PART NO

THIS DRAWING IS A CONTROLLED DOCUMENT.		DWN B. LATTUCA 30SEPT05			NAME	
DIMENSIONS: INCHES		CHK S. BOLASH 30SEPT05			PLUG ASSEMBLY, SIZE 1, 9 POSN, VERTICAL, W/ GROUNDING INDENTS & CLINCH NUTS, AMPLIMITE HDP	
TOLERANCES UNLESS OTHERWISE SPECIFIED:		APVD M. WALMSLEY 30SEPT05	PRODUCT SPEC		SIZE	RESTRICTED TO
0 PLC ± -		APPLICATION SPEC		108-40025	CAGE CODE	
1 PLC ± -		114-40013		114-40013	DRAWING NO	
2 PLC ± -		WEIGHT		-	SCALE	
3 PLC ± .005		CUSTOMER DRAWING			NTS	
4 PLC ± -		MATERIAL			SHEET	
ANGLES ± -		FINISH			1 of 1	
FINISH		1		2		