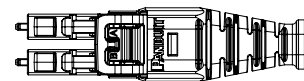
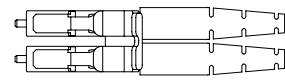


FIBER OPTIC CONNECTOR TYPES

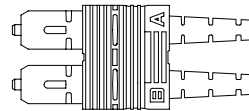
(POSITIONS 9 AND 11 OF PART NUMBER)



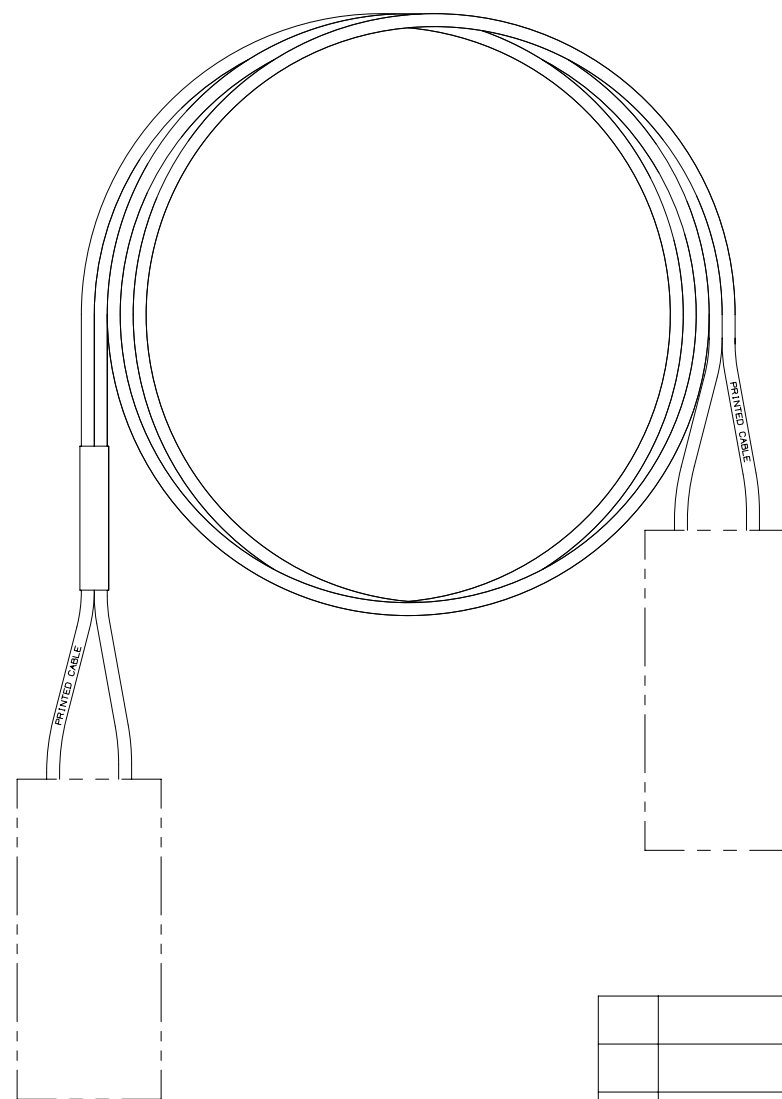
PUSH PULL DUPLEX LC
(TYPE Q)



DUPLEX LC
(TYPE L)



DUPLEX SC
(TYPE S)



NOTES:

1. CABLE ASSEMBLY (WITH CONNECTORS):
 - A. SEE SHEET 2 FOR PART NUMBER MATRIX.
 - B. CANNOT BE LESS THAN THE LENGTH SPECIFIED IN THE PART NUMBER.
 - C. THE MAXIMUM CABLE LENGTH IS NOT TO EXCEED 10cm (4") OVER SPECIFIED LENGTH FOR LESS THAN 10 METER; AND +1%/-0% GREATER THAN 10 METERS.
 - D. TIP TO TIP LENGTH IS MEASURED WITHOUT DUST CAPS INSTALLED.
 - E. PATCHCORD ROUTING CONFIGURATION IS "A" TO "B".
 - F. THIS DRAWING SHALL BE APPLICABLE TO ANY LENGTH PATCHCORD AS DESIGNATED BY THE PART NUMBER, WHERE M=METER.
2. TECHNICAL SPECIFICATIONS:
 - A. OPERATING TEMPERATURE RANGE IS FROM -10 C TO +60 C.
 - B. CONNECTORS ARE 'FOCIS' COMPLIANT.
 - C. CABLE ASSEMBLIES COMPLY WITH THE REQUIREMENTS OF TIA/EIA-568-C.3 OR EQUIVALENT IEC STANDARDS.
 - D. ALL MATERIALS AND COMPONENTS USED MUST MEET THE MATERIAL RESTRICTIONS OF RoHS, (EUROPEAN DIRECTIVE 2011/65/EC ON THE RESTRICTION OF HAZARDOUS SUBSTANCES) AS PROPOSED BY THE RoHS TECHNICAL ADAPTATION COMMITTEE.
3. PACKAGING:
 - A. CABLE ASSEMBLY SHIPPED WITH DUST CAPS INSTALLED.
 - B. UNIT QUANTITY: 1 PATCHCORD/PIGTAIL PER BAG.

CONNECTOR INSERTION/RETURN LOSS SPECIFICATIONS

CONNECTOR TYPE	MAXIMUM INSERTION LOSS (PER CONNECTOR)				MINIMUM RETURN LOSS (PER CONNECTOR)	
	SM (UPC)	STANDARD MM (PC)	OPTIMIZED MM (PC)	ULTRA-LOW (OM4 & OM4+)	SM (UPC)	MM (PC)
DUPLEX LC	0.35dB	0.25dB	0.15dB	0.10dB	55dB	26dB
DUPLEX SC	0.50dB	0.25dB	0.15dB	0.10dB	55dB	26dB
PUSH-PULL LC	0.35dB	0.25dB	0.15dB	0.10dB	55dB	26dB

REV	DATE	BY	CHK	APR	DESCRIPTION	ECN
01	07-06-16	SAT	RWD	MMN	B. ADDED (T)STD IL PAIR FLIPPED & (P)OPT IL PAIR FLIPPED. A. ADDED (R)RISER AND (L)LSZH TO 5th POSITION.	M02779DX-DC
00	01-06-16	SAT	RWB	RWB	RELEASED TO PRODUCTION	M02779DX-DC

TITLE
JACKETED DUPLEX FIBER PATCH CORDS
CUSTOMER DRAWING

ITEM REVISION NAME
M02779DX/00

DATASET FILE NAME
M02779DX_DC/00B

UNLESS OTHERWISE SPECIFIED,
DIMENSIONAL TOLERANCES ARE: IN [mm]
.x : .03 [.762] .xxx : .005 [.127]
.xx : .01 [.25] ANGLES : 1 °

THIRD ANGLE PROJECTION

DRAWN BY: SAT DATE: 01-04-16 CHK: RWB SCALE: NONE


PANDUIT

MATERIAL:

DRAWING NUMBER:
M02779DX-DC

SHT 1 OF 2 SIZE B

PANDUIT JACKETED FIBER PATCH CORD MASTER OPTIONS LIST



						TITLE JACKETED DUPLEX FIBER PATCH CORDS CUSTOMER DRAWING	
						ITEM REVISION NAME M02779DX/00	
						DATASET FILE NAME M02779DX_DC/00B	
						UNLESS OTHERWISE SPECIFIED, DIMENSIONAL TOLERANCES ARE: IN [mm]	
						.x : .03 [.762] .xxx : .005 [.127] .xx : .01 [.25] ANGLES : 1 °	
						THIRD ANGLE PROJECTION	
						DRAWING NUMBER: M02779DX-DC	
						DRAWN BY: SAT DATE: 01-04-16 CHK: RWB SCALE: NONE	
						SHT 2 OF 2 SIZE: B	
01	07-06-16	SAT	RWB	MMN	SEE SHEET 1 FOR REVISION HISTORY.	M02779DX-DC	
REV	DATE	BY	CHK	APR	DESCRIPTION	ECN	