


HC-BB 18-EBUC

Order No.: 1687451

<http://eshop.phoenixcontact.de/phoenix/treeViewClick.do?UID=1687451>

HEAVYCON female insert, BB18 series, 18-pos., crimp connection

Commercial data

| | |
|--------------------------|-------------------------------------------------------------------------------------------------------|
| GTIN (EAN) |  4 017918 609436 |
| sales group | D001 |
| Pack | 1 pcs. |
| Customs tariff | 85366990 |
| Catalog page information | Page 437 (PC-2009) |

Product notesWEEE/RoHS-compliant since:
05/29/2006

<http://www.download.phoenixcontact.com>
Please note that the data given here has been taken from the online catalog. For comprehensive information and data, please refer to the user documentation. The General Terms and Conditions of Use apply to Internet downloads.

Technical data**General data**

| | |
|---------------------------------|-----------------------------------------------------------------------------------------------|
| Note | For HC-B10 housing, crimp contacts CK 2,5-ED (crimp contacts not included in scope of supply) |
| Connection method | Crimp connection |
| Ambient temperature (operation) | -40 °C ... 125 °C (including heating up of contacts) |
| Pollution degree | 3 |
| Surge voltage category | III |

| | |
|-----------------------------------------|-------------------------------------------------------------------------------------------|
| Number of positions | 18 |
| Insertion/withdrawal cycles | ≥ 500 |
| Design | BB18 |
| Conductor cross-section | 0.5 mm ² ... 4 mm ² |
| Connection cross-section AWG | 20 ... 12 |
| Stripping length of the individual wire | 7.5 mm |
| Assembly instructions | - Housing heights of $h \geq 72$ mm are recommended when there is a high number of wires. |
| Connection | Connectors may be plugged in only when there is no load/voltage. |

Material data

| | |
|------------------------------------|-----------------------|
| Inflammability class acc. to UL 94 | V0 |
| Contact material | Copper alloy |
| Contact surface material | Ag (alternatively Au) |
| Contact carrier material | PC |

Electrical characteristics

| | |
|-----------------------|-------|
| Rated voltage (III/3) | 500 V |
| Rated surge voltage | 6 kV |
| Rated current | 16 A |

Certificates / Approvals



Certification

CSA, GOST, UL

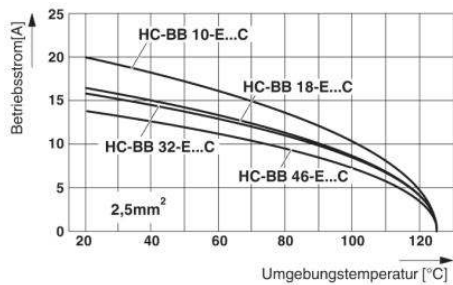
Accessories

| Item | Designation | Description |
|----------------|----------------|-----------------------------------------------------------------------------------------------------------------------------|
| General | | |
| 1584693 | CK2,5-ED-BB | Dummy socket for contact carrier with turned CK 1,6-ED.. female contacts |
| 1586125 | HC-B 10-ANDOCK | Docking frame for racks, for contact inserts of B10 type, with four M5 flat headed screws, rack balance x/y axis +/- 1.5 mm |

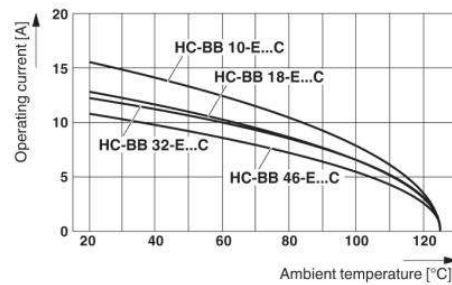
| | | |
|---------|---------------------|---------------------------------------------------------------------------------------------------------------------------|
| 1660436 | HC-B 24-ADP-B 10-GY | HEAVYCON adapter plate, type B24 on B10, for panel cutouts of type B24, gray |
| 1644326 | HC-B-3PE | PE multiplier, for three PE connections, for HC-B (besides HC-B..E..ZZ) / HC-BB / HC-DD / HC-D40 / HC-D64 contact inserts |
| 1604997 | HC-B-PES | PE screw, for contact inserts HC-B / HC-BB / HC-DD / HC-D40 / HC-D64 |
| 1685327 | HC-B-ZG | Strain relief clamps contact inserts of series: B-, BB-, D 40, D 64, DD and HV, straight cable exit |
| 1685330 | HC-B-ZS | Strain relief clamps contact inserts of series: B-, BB-, D 40, D 64, DD and HV, lateral cable exit |
| 1772722 | HC-CB | Coding pin, prevents mismatching of up to six plug connectors with an identical number of positions |
| 1676860 | HC-CBU | Keying socket for coding up to 16 plug connectors |
| 1676857 | HC-CST | Keying peg for coding up to 16 plug connectors |
| 1660960 | HC-SMP 125-B10-AMQ | HEAVYCON connector assembly frame with panel mounting base with double locking latch, for contact inserts of type B10 |
| 1687969 | HC-SMR-B10 | HEAVYCON connector assembly frame, for contact inserts of type B10 |

Diagrams/Drawings

Diagram

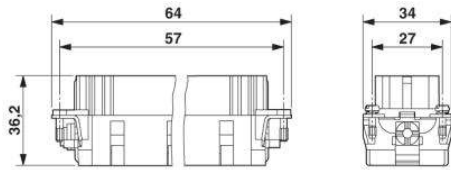


Derating diagram: Conductor cross section 2.5 mm²

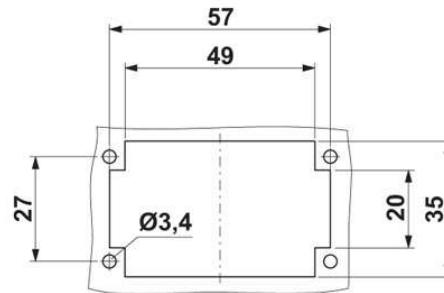


Derating diagram: Conductor cross section 1.5 mm²

Dimensioned drawing

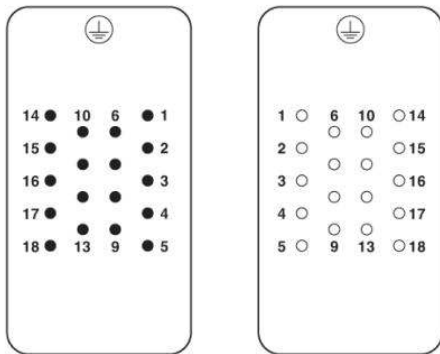


Female insert



Panel cutout

Schematic diagram



Connector pin assignment: Left pin - right socket

Address

PHOENIX CONTACT Inc., USA
586 Fulling Mill Road
Middletown, PA 17057, USA
Phone (800) 888-7388
Fax (717) 944-1625
<http://www.phoenixcon.com>



© 2010 Phoenix Contact
Technical modifications reserved;