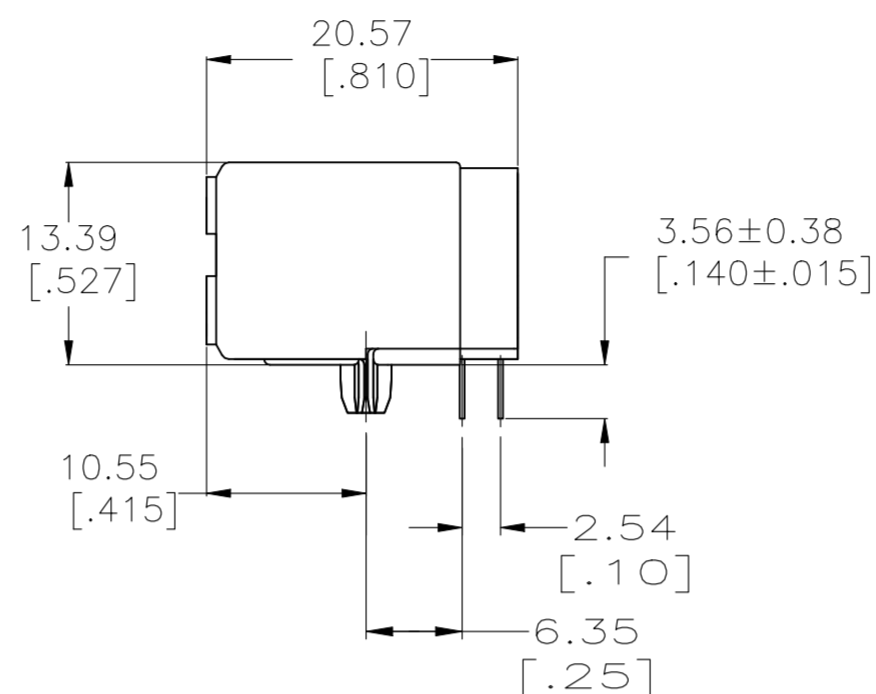
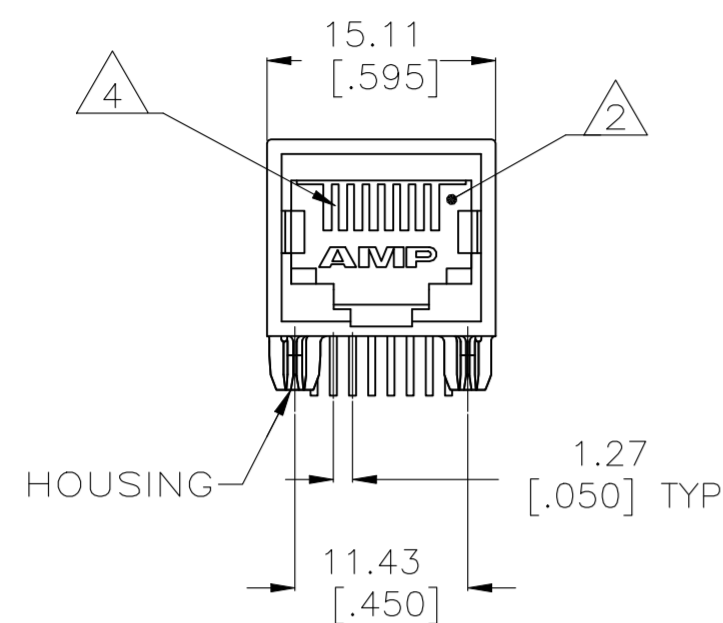


REVISIONS					
P	LTR	DESCRIPTION	DATE	DWN	APVD
A1		ECR-19-014657	13DEC2020	RR	SZ

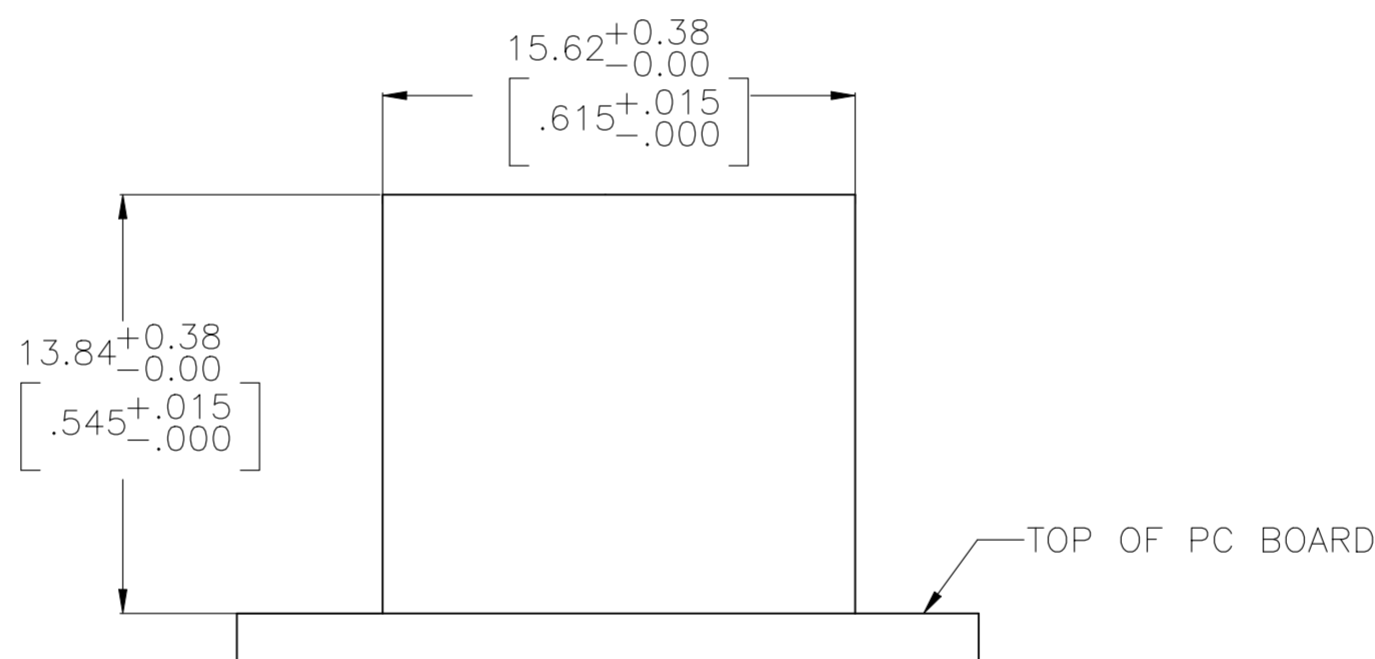
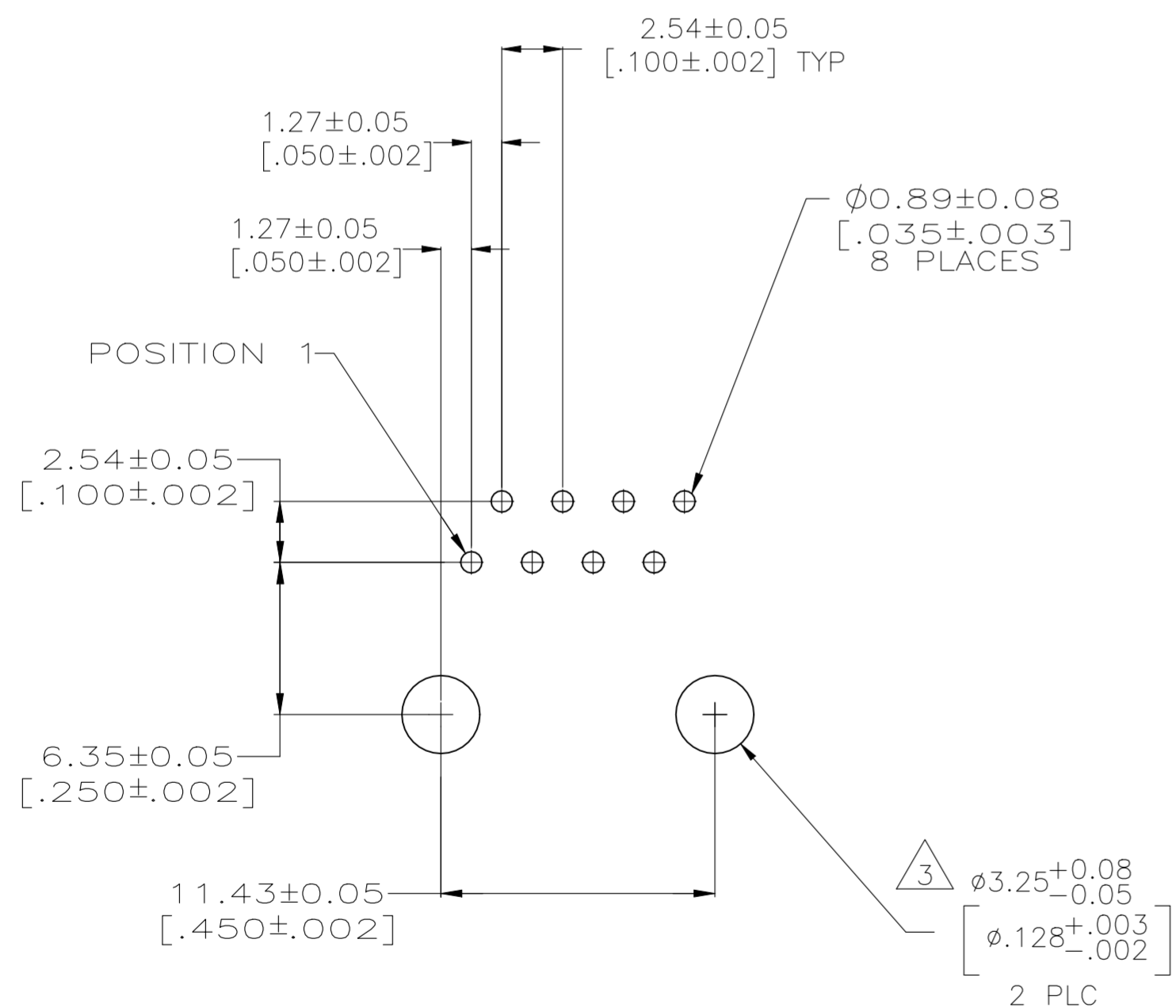


1 MATERIAL: HOUSING - NYLON, COLOR: BLACK, UL 94V-0. OVERMOLDED TERMINAL ARRAY - PBT, COLOR: BROWN. TERMINALS - 0.33 [.013] THICK PHOS BRONZE PLATED WITH 1.27 μm [.000050] MINIMUM THICK HARD GOLD IN LOCALIZED AREA AND 3.81 μm [.000150] MINIMUM THICK MATTE TIN IN SOLDER AREA OVER 1.27 μm [.000050] MINIMUM THICK NICKEL UNDERPLATE.

2 JACK CAVITY CONFORMS TO FCC RULES AND REGULATIONS, PART 68 SUBPART F.

3 USE #30 DRILL BIT OR 3.25mm DRILL BIT WHEN PRODUCING THESE PCB HOLES.

4 CONTACT AREA LUBRICATED WITH BELLCORE APPROVED LUBRICANT. TECHNICAL REFERENCE GR-1217-CORE, ISSUE 1, NOVEMBER 1995



RECOMMENDED PANEL CUTOUT  
SCALE 4:1

RECOMMENDED PC BOARD LAYOUT  
COMPONENT SIDE  
SCALE 4:1

1932326-1  
PART NUMBER

THIS DRAWING IS A CONTROLLED DOCUMENT.		DWN TERRY.YU 03MAR2009	TE Connectivity		
DIMENSIONS: mm		CHK MARTIN.LI 03MAR2009			
TOLERANCES UNLESS OTHERWISE SPECIFIED:		APVD STEVEN.YAO 03MAR2009	NAME MODULAR JACK ASSEMBLY, SINGLE PORT, 8 POSITION, UNSHIELDED, CATEGORY 5e		
0 PLC ± - 1 PLC ± - 2 PLC ± 0.25[.01] 3 PLC ± 0.13[.005] 4 PLC ± - ANGLES ± -		PRODUCT SPEC 108-1163-2	SIZE A2	CAGE CODE 00779	DRAWING NO C=1932326
MATERIAL SEE NOTE 1		FINISH SEE NOTE 1	WEIGHT 0.000000	SCALE 2:1	SHEET 1 of 1
CUSTOMER DRAWING			RESTRICTED TO -	REV A1	