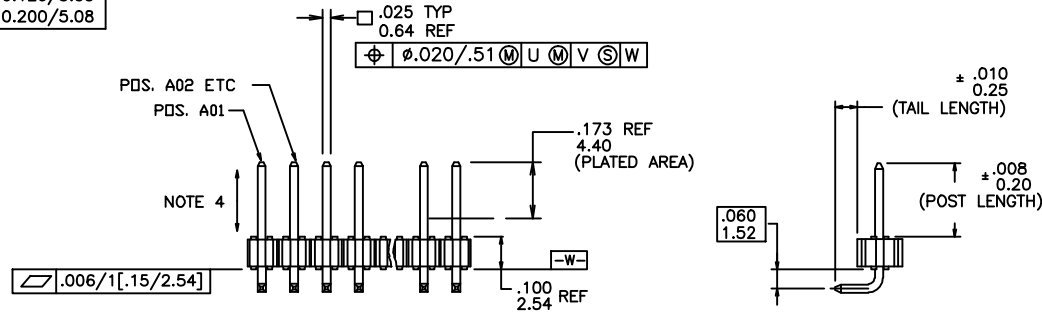
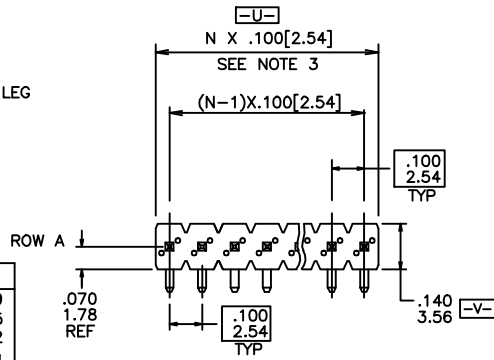


PRODUCT NUMBER
5 5 1 0 1 - X X X - X X - X X X X

PLATING
S=15μ[0.38μm]GOLD ON CONTACT AREA
100μ[2.54μm]TIN ON TAIL (NOTE 14)
G=30μ[0.76μm]GOLD ON CONTACT AREA
100μ[2.54μm]TIN ON TAIL (NOTE 14)
T=100-160μ[2.54-4.06μm]TIN ON CONTACT AREA AND ON TAIL(SEE NOTE 9)
F=2μ[0.05μm]GOLD ON CONTACT AREA AND ON TAIL

RETENTION R: RETENTIVE LEG NOTE 6
POLARIZATION NOTE 7
POSITIONS PER ROW 01 TO 36

PIN STYLE	POST	TAIL
11	0.230/5.84	0.090/2.29
17	0.230/5.84	0.120/3.05
12	0.230/5.84	0.190/4.82
34	0.318/8.08	0.100/2.54
35	0.318/8.08	0.120/3.05
36	0.318/8.08	0.200/5.08



LEAD FREE PRODUCT NUMBER
5 5 1 0 1 - X X X X X X X X X LF

PLATING
S=15μ[0.38μm]GOLD ON CONTACT AREA
100μ[2.54μm]TIN ON TAIL (NOTE 14)
G=30μ[0.76μm]GOLD ON CONTACT AREA
100μ[2.54μm]TIN ON TAIL (NOTE 14)
T=100-160μ[2.54-4.06μm]TIN ON CONTACT AREA AND ON TAIL(SEE NOTE 13)
F=2μ[0.05μm]GOLD ON CONTACT AREA AND ON TAIL

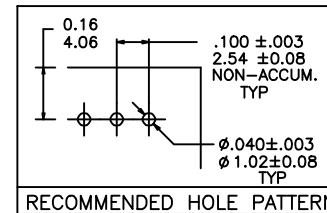
LEAD FREE NOTE 10 & 11
RETENTION R: RETENTIVE LEG NOTE 6
POLARIZATION NOTE 7
POSITIONS PER ROW 01 TO 36

PIN STYLE	POST	TAIL
11	0.230/5.84	0.090/2.29
17	0.230/5.84	0.120/3.05
12	0.230/5.84	0.190/4.82
34	0.318/8.08	0.100/2.54
35	0.318/8.08	0.120/3.05
36	0.318/8.08	0.200/5.08

mat'l. code	surface ISO 1902	tolerance ISO 406	projection	product family	
litr	ecp no	dr	date	BERGSTIK	
B	V20751	GIP	07/09/02	title .100 UNSHROUDED HDR. S/R R/A THRU HOLE	
C	V21475	GIP	09/17/02		
D	M05-0118	MHT	6/03/05	scale 1:1	
E	M06-0268	MHT	7/17/06		
F	M06-0356	MHT	9/08/06		
G	M06-0237	MHT	8/25/08		
H	M06-0279	MHT	9/30/08		
sheet	revision	H	H	type	Product Customer Drawing
index	sheet	1	2		

NOTES:

- ① HOUSING MAT'L: HIGH TEMPERATURE THERMOPLASTIC. UL94V-0, COLOR: BLACK
OR
MINERAL FILLED LCP FLAME RETARDENT
PER UL-94V-0. COLOR: BLACK.
- ② PIN MATERIAL: PHOSPHOR-BRONZE
- ③ TO DETERMINE DIMENSION:
N = NUMBER OF POSITIONS PER ROW.
EXAMPLE: 10 POS., N x .100[2.54]=1.00[25.40].
- ④ 2LBS/0.9KG MIN. PIN RETENTION IN EITHER DIRECTION
- 5. PACKAGED IN POLY BAGS.
- ⑥ RETENTIVE LEG APPLICABLE TO TAIL LENGTH OF .120/3.05 ONLY.
FOUR PINS PER PART HAVE RETENTION.
5LB/2.3KG MAX INSERTION FORCE AND .25LB./1KG MIN RETENTION FORCE
PER RETENTIVE PIN USING .062/1.57 THICK CIRCUIT BOARD AND RECOMMENDED
HOLE PATTERN. RETENTIVE LOCATION AT THE DISCRETION OF THE MANUFACTURER.
OMIT FROM PRODUCT NUMBER IF THIS FEATURE IS NOT APPLICABLE.
- ⑦ FOR POLARIZATION, SPECIFY POSITION NUMBER(i.e., A03=ROW A PIN 3) TO OMIT PIN.
OMIT FROM PRODUCT NUMBER IF THIS FEATURE IS NOT APPLICABLE.
- 8. UNDEPLATING: 50μ"/1.27μm Ni.
- 9. PIN TIPS ON TIN/LEAD PLATED PRODUCT MAY HAVE BARE METAL ON TWO SIDES,
BOTH ENDS.
- ⑩ PART NUMBERS WITH "LF" AT THE END ARE LEAD FREE.
- ⑪ THIS PRODUCT MEETS EUROPEAN UNION DIRECTIVES AND OTHER
COUNTRY REGULATION AS DESCRIBED IN GS-22-008.
- 12. THE HOUSING WILL WITHSTAND EXPOSURE TO 260°C PEAK TEMPERATURE
FOR 20 SECONDS IN A CONVECTION, INFRA-RED OR VAPOR PHASE REFLOW
OVEN. SEE APPLICATION NOTES/PROCEDURES IF THEY ARE AVAILABLE OR
FOR 15 SECONDS IN A WAVE SOLDER APPLICATION WITH A 1.5mm
MINIMUM THICK CIRCUIT BOARD.
- ⑬ "THIS PRODUCT HAS 100% PURE TIN PLATING IN THE INTERFACE AND
HAS NOT BEEN TESTED FOR WHISKER GROWTH IN ALL INTERCONNECT
ENVIRONMENTS."
- ⑭ PLATING OPTIONS:
MAY BE EITHER GOLD OR GXT PLATED AT MANUFACTURER'S OPTION.



mat'l. code		surface		tolerance		projection		product family	
		ISO 902		ISO 406				BERGSTIK	
ltr		ecn no		dr		date		title	
H								.100 UNSHROUDED HDR. S/R R/A THRU HOLE	
		angles		linear				scale 1:1	
		0° ±2'		XXX±.01/XXX±.03		XXX±.06/XXX±.13			
		dr		D.INFRAM		05/13/99		dwg no	
		engr		H.SUNDY		07/21/99		sheet 2 of 2 size	
		chr		H.SUNDY		07/21/99		55101 A3	
		appd		H.SUNDY		07/21/99		type Product Customer Drawing	
sheet		revision							
index		sheet							