

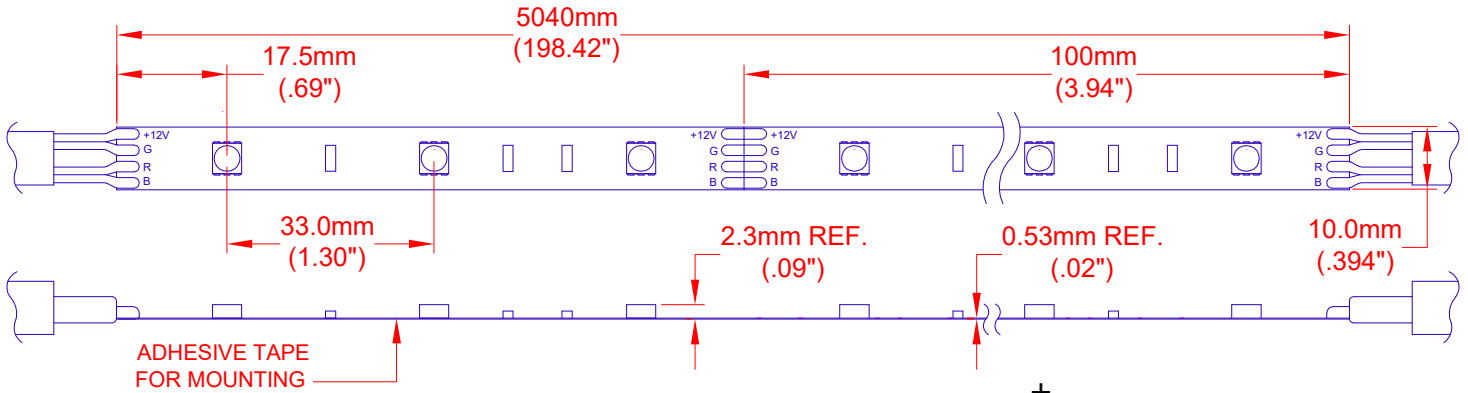

FEATURES

VOLTAGE: 12V DC
 CURRENT: 3A
 LED VIEWING ANGLE (2 θ 1/2): 100°

STANDARD PACKAGING:
 5 METER REEL (150 LED'S)

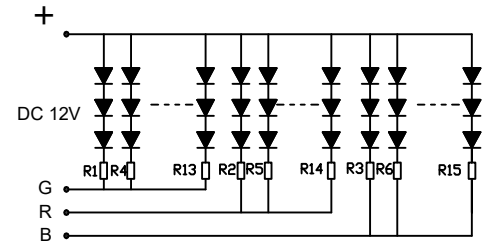
OPTIONAL PACKAGING:
 INDIVIDUAL 504mm SECTIONS (15 LED'S)
 ORDER AS ZFS-10504-RGB/SEC
 Note: Individual Sections ARE NOT supplied
 with insulated wire connections.

10mm X 5040mm RGB LIGHT RIBBON



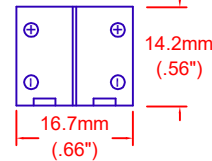
Electrical/Optical Characteristics at TA = 25°C

Parameter	Symbol	Color	Condition	Min	Typ	Max	Unit
Forward Voltage DC	VF	RGB	IF = 3A	--	12	--	V
Dominant Wavelength	λD	R	IF = 1A	621	624	--	nm
		G	IF = 1A	515	518	--	
		B	IF = 1A	469	471	--	
Luminous Flux	φV	R	IF = 1A	--	95	--	lm
		G	IF = 1A	--	330	--	
		B	IF = 1A	--	95	--	
Recommend Forward Current	IF(rec)	--	--	--	3	--	A

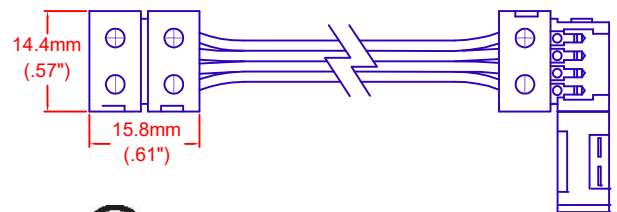


Mating Components

ZFS-CH0-RGB10J Flex to Flex
 No Solder Connector



ZCH-170-RGB-J Flex Ribbon Joiner Harness



ATTENTION
 OBSERVE PRECAUTION
 FOR HANDLING ELECTROSTATIC
 DISCHARGE SENSITIVE DEVICES



JKL PART NO.: ZFS-10504-RGB

REV. NO.	DESCRIPTION/ECO NUMBER	APPV'D DATE
K	MATING COMP. PART # TO ZFS-CH0-RGB10J	8/9/16
J	CHANGE SEQUENCE OF WIRE COLORS	2/18/16
I	ADD SEGMENT DIM LENGTH	4/9/15
H	CHANGE MATING COMPONENTS	6/4/14
G	ADD UL SYMBOL	12/9/13
F	ADD MATING COMPONENT	5/20/13
	RELEASE & CANCEL PL-0802-06	5/12/09

METRIC	DIMENSIONS ARE IN mm (INCHES)
 THIRD ANGLE PROJECTION	TOLERANCE UNLESS OTHERWISE SPECIFIED
	1 PL +/- REF. 2 PL +/- REF. ANGLE +/-
DRAWN BY L. WENGSTROM	APPV'D BY DATE L.R. 8/9/16
- CAD DRAWING - MANUAL REVISIONS NOT PERMITTED	

JKL COMPONENTS CORPORATION		TITLE	
JKL		RGB LED FLEX STRIP	
SIZE A	FSCM NO. 55335	DRAWING NO.	ZFS-10504-RGB
SCALE NONE	RELEASED DATE 5/12/09	REVISION DATE 8/9/16	REV. NO. K SHEET 1 OF 1