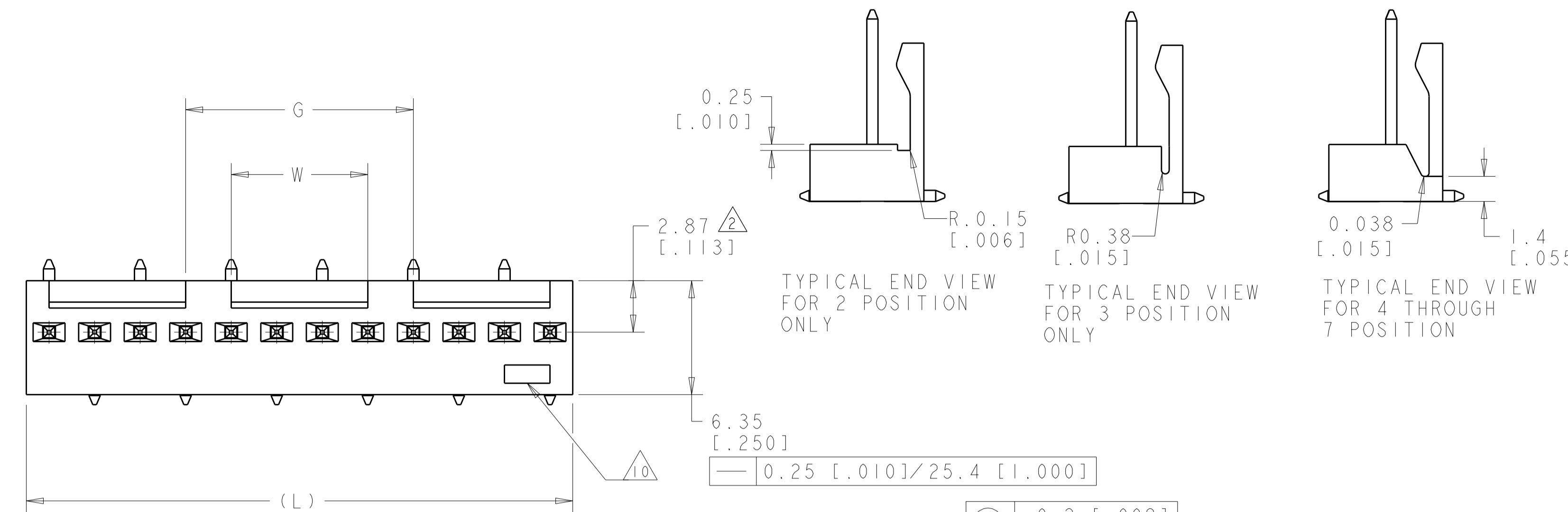
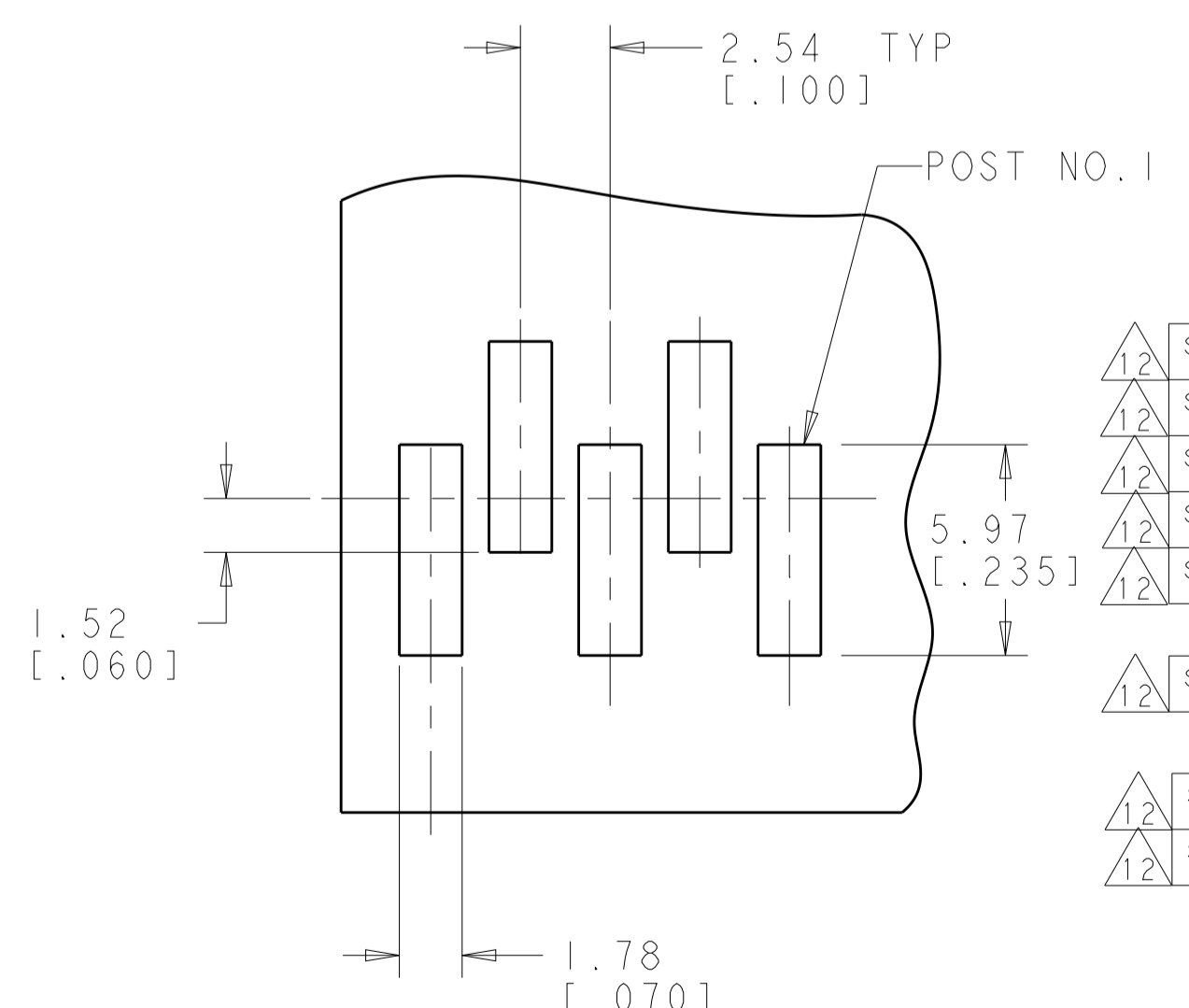
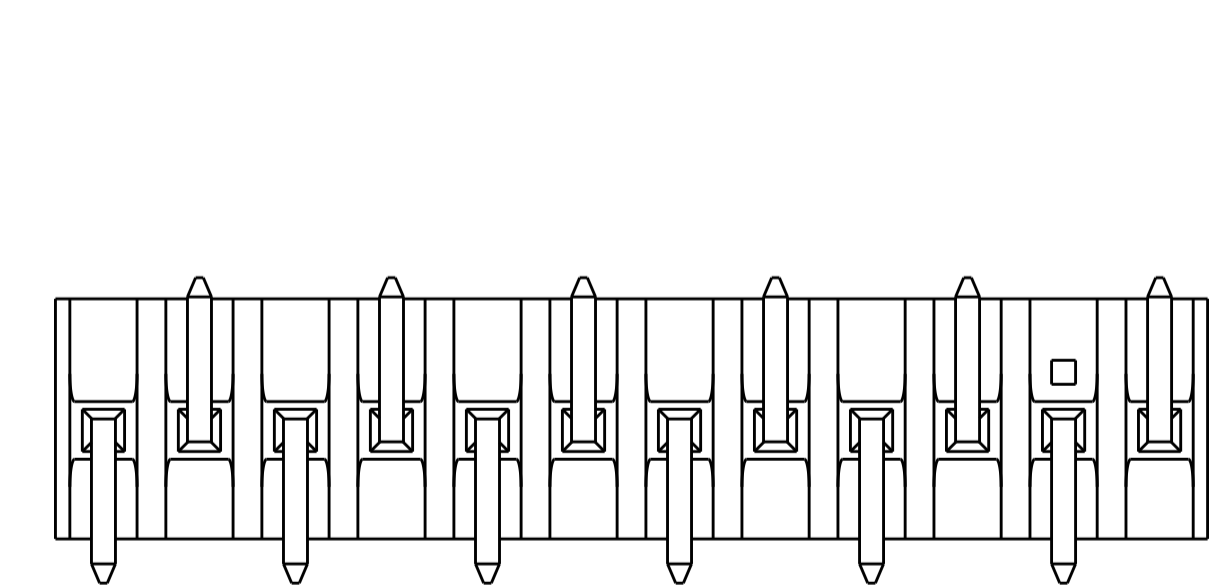
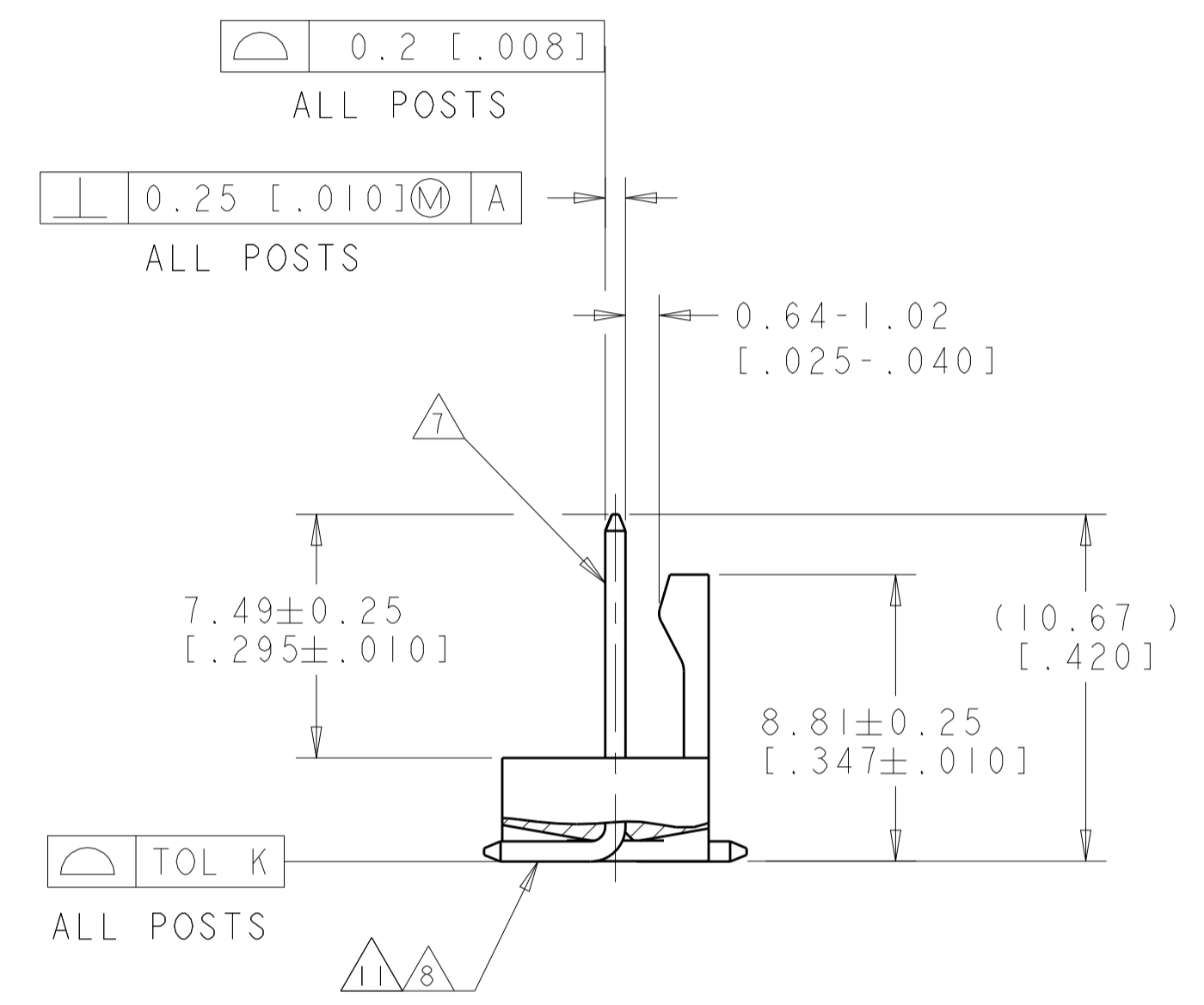
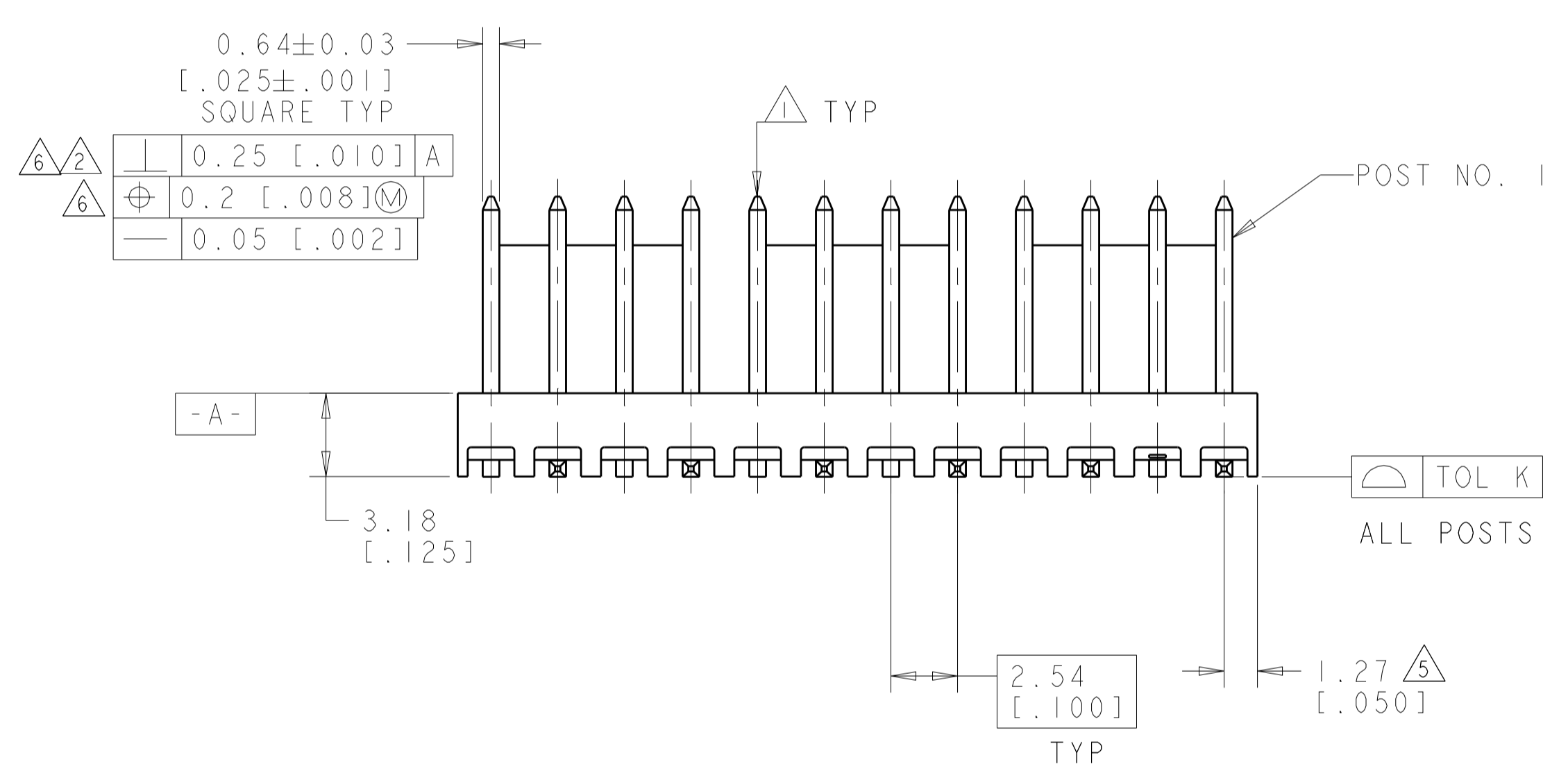


LOC	DIST	REVISIONS			
		REV	DATE	BY	APPV
CM	00	R2	18JUN2018	BDA	SG
		S	16OCT2019	BDA	SW



- △ POST WITHSTAND 13 NEWTONS (3 LBS) MIN AXIAL FORCE IN DIRECTION SHOWN WITHOUT DISLODGING.
- △ MEASURED AT -A-.
- 3. PARTS COMPLY WITH SOLDERABILITY SPEC 109-11-2.
- △ MATERIAL:
HOUSING: NYLON, 4/6, HIGH TEMP, BLACK.
POST - COPPER ALLOY (SEE TABLE FOR PLATING).
- △ COORDINATE DIMENSION APPLIES FROM CENTER OF ACTUAL FEATURE.
- △ POSTS TO BE MEASURED WHEN STRIP HELD FLAT.
- △ PLATING: GOLD PLATE AREA, 0.00038 [.000015] GOLD OR 0.00008 [.000003] MIN GOLD FLASH OVER 0.00030 [.000012] PALLADIUM NICKEL, PER TE CONNECTIVITY'S DISCRETION, ALL SIDES, OVER NICKEL UNDERPLATE, 0.00127 [.000050] MIN, ALL SIDES AND ENTIRE LENGTH OF POST.
- △ MATTE TIN PLATE AREA, 0.00381-0.00889 [.000150-.000350] THICK, ALL FOUR SIDES, 3.56 [.140] MIN.
- 9. DIMENSIONS IN BRACKETS ARE IN INCHES.
- △ TE LOGO, UL, AND CSA TRADEMARKS TO APPEAR ON THIS SURFACE.
- △ MATTE TIN PLATE AREA, 0.00381-0.00889 [.000150-.000350] THICK, ALL FOUR SIDES, 3.56 [.140] MIN.
- △ OBSOLETE PARTS: OBSOLETE CIS STREAMLINING PER D.RENAUD/D.SINISI



POST FINISH	TOL K	W	G	L	NO OF POSN	PART NO	
△△		0.15 [.006]	7.62 [.300]	12.70 [.500]	30.48 [1.200]	12	4-647167-2
		0.15 [.006]	-	10.16 [.400]	27.94 [1.100]	11	4-647167-1
		0.15 [.006]	-	7.62 [.300]	25.40 [1.000]	10	4-647167-0
		0.15 [.006]	-	5.08 [.200]	22.86 [.900]	9	3-647167-9
		0.15 [.006]	-	2.54 [.100]	20.32 [.800]	8	3-647167-8
		0.15 [.006]	-	-	17.78 [.700]	7	3-647167-7
		0.15 [.006]	-	-	15.24 [.600]	6	3-647167-6
		0.15 [.006]	-	-	12.70 [.500]	5	3-647167-5
		0.15 [.006]	-	-	10.16 [.400]	4	3-647167-4
		0.15 [.006]	-	-	7.62 [.300]	3	3-647167-3
		0.15 [.006]	-	-	5.08 [.200]	2	3-647167-2
		0.15 [.006]	7.62 [.300]	12.70 [.500]	30.48 [1.200]	12	4-647167-2
		0.15 [.006]	-	10.16 [.400]	27.94 [1.100]	11	4-647167-1
		0.15 [.006]	-	7.62 [.300]	25.40 [1.000]	10	4-647167-0
		0.15 [.006]	-	5.08 [.200]	22.86 [.900]	9	647167-9
		0.15 [.006]	-	2.54 [.100]	20.32 [.800]	8	647167-8
		0.15 [.006]	-	-	17.78 [.700]	7	647167-7
		0.15 [.006]	-	-	15.24 [.600]	6	647167-6
		0.15 [.006]	-	-	12.70 [.500]	5	647167-5
		0.15 [.006]	-	-	10.16 [.400]	4	647167-4
		0.15 [.006]	-	-	7.62 [.300]	3	647167-3
		0.15 [.006]	-	-	5.08 [.200]	2	647167-2

- △ OBSOLETE
- △ SUP 4-647167-1
- △ SUP 4-647167-0
- △ SUP 3-647167-9
- △ SUP 3-647167-8
- △ SUP 3-647167-7
- △ OBSOLETE
- △ SUP 3-647167-5
- △ OBSOLETE
- △ SUP 3-647167-3
- △ SUP 3-647167-2

RECOMMENDED MOUNTING HOLE PATTERN FOR USE WITH 0.25 [.010] THICK STENCIL

THIS DRAWING IS A CONTROLLED DOCUMENT. DWN R. WHITAKER 4-NOV-2001
CHK D. BOSSI 14-NOV-2001

DIMENSIONS: mm [INCHES]

TOLERANCES UNLESS OTHERWISE SPECIFIED:

0 PLC	±
1 PLC	±
2 PLC	±0.381(.015)
3 PLC	±
4 PLC	±
ANGLES	±30°

MATERIAL: △

FINISH: △

APVD D. BOSSI 14-NOV-2001

PRODUCT SPEC

APPLICATION SPEC

WEIGHT

CUSTOMER DRAWING

SCALE 5:1

SHEET 1 OF 1

REV S

TE Connectivity

NAME MTA-100 HEADER ASSEMBLY, SURFACE MOUNT, FRICTION LOCK, .025 SQUARE STRAIGHT POST, .000015 GOLD

SIZE CAGE CODE DRAWING NO. RESTRICTED TO

A100779C=647167