

GlobTek, Inc. www.globtek.com 186 Veterans Drive, Northvale, NJ 07647 Tel. (201) 784-1000 Fax (201) 784-0111	Drawing Title: 4 position Power DIN snap and lock connector to 4 position Power DIN snap and lock connector, GT Cable #2464-4c/18+S: 18 / 4+Shield Conductors, 6mm OD, UL2464, 80 Deg.C, 300V, , Approvals: , 10000mm, GlobTek Black	
	Model No. Low voltage cable	
	Part No./Ordering No. YL4264610M0YL4(R)	Rev A

CUSTOMIZED LENGTHS, COLORS, CABLE TYPES, TERMINATIONS/PLUGS/RECEPTACLES AVAILABLE UPON REQUEST. ADDITIONAL PLUG OPTIONS ARE AVAILABLE AT <https://www.globtek.com/connectors/> STANDARD PLUGS AND CONNECTORS CAN BE SEEN ONLINE AT <https://www.globtek.com/connectors/> ACTUAL CONNECTORS, OVERMOLDS, FERRITES MAY VARY SLIGHTLY FROM THE PICTURE BELOW DIMENSIONS ARE IN MM UNLESS SPECIFIED OTHERWISE

In Addition to GlobTek Inc.'s renewed ISO9001:2008 - Quality Management System Certification, GlobTek Inc. is now certified to:

ISO13485:2003 - Medical Devices Quality Management System Certification  
ISO14001:2004 - Environmental Management System Certification

ISO Certificates are available online at <https://www.globtek.com/iso-certificates/>  
Prop 65 Statement: <https://en.globtek.com/prop-65-statement.pdf>

The acceptance of this specification and use of the product described in this document indicates the acceptance and binding of the customer to Globtek TERMS AND CONDITIONS (attached to the end of this document), which supersede all other agreements, terms, and conditions (<https://en.globtek.com/terms-and-conditions/>).

The purchaser of this product (Customer) agrees that it is their sole responsibility to determine suitability/fitness of the product described in this specification for their application and to take precautions for protection against any hazards attendant to the handling and use of the product.

**Footnote:**

GlobTek Inc. will not be liable for the safety and performance of these power supplies if unauthorized access and repair occurs. End user should consult applicable UL, CSA or EN standards for proper installation instruction.

**Limitation of Use:**

GlobTek products are intended for use with commercial, medical, and/or industrial equipment only. GlobTek product are not authorized for use as mission critical components in life support hazardous environment, nuclear or aircraft applications without prior written approval from the CEO of GlobTek Inc.  
Contents of this document are subject to change without prior notice.

**Customer Approval of Specification:**

Please approve, sign and send back to GlobTek so we can complete order processing.  
A delay in receipt of this form will delay delivery schedule.

Company Name: _____	Customer P/N: _____
Quote Number: _____	Date: _____
Authorized Representative Name: _____	Authorized Representative Signature: _____

GlobTek, Inc. www.globtek.com 186 Veterans Drive, Northvale, NJ 07647 Tel. (201) 784-1000 Fax (201) 784-0111	Drawing Title: 4 position Power DIN snap and lock connector to 4 position Power DIN snap and lock connector, GT Cable #2464-4c/18+S: 18 / 4+Shield Conductors, 6mm OD, UL2464, 80 Deg.C, 300V, , Approvals: , 10000mm, GlobTek Black	
	Model No. Low voltage cable	
	Part No./Ordering No. YL4264610M0YL4(R)	Rev A

CUSTOMIZED LENGTHS, COLORS, CABLE TYPES, TERMINATIONS/PLUGS/RECEPTACLES AVAILABLE UPON REQUEST. ADDITIONAL PLUG OPTIONS ARE AVAILABLE AT <https://www.globtek.com/connectors/> STANDARD PLUGS AND CONNECTORS CAN BE SEEN ONLINE AT <https://www.globtek.com/connectors/> ACTUAL CONNECTORS, OVERMOLDS, FERRITES MAY VARY SLIGHTLY FROM THE PICTURE BELOW DIMENSIONS ARE IN MM UNLESS SPECIFIED OTHERWISE

## REVISION HISTORY

REV	DESCRIPTION	SUB	DATE	APPROVED
A	Initial release	DR	12/16/2019	QA

Cordset Information:

CordsetColor:GlobTek Black

Cord Length (mm):10000

### NOTES:

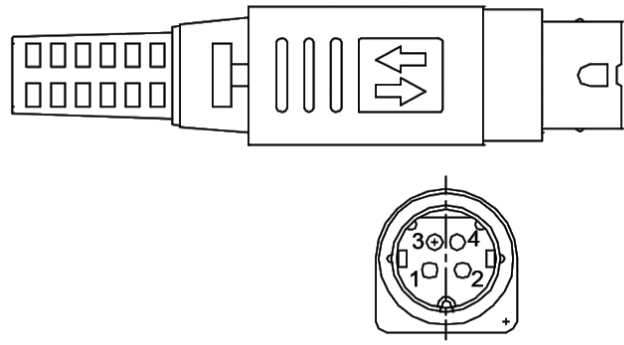
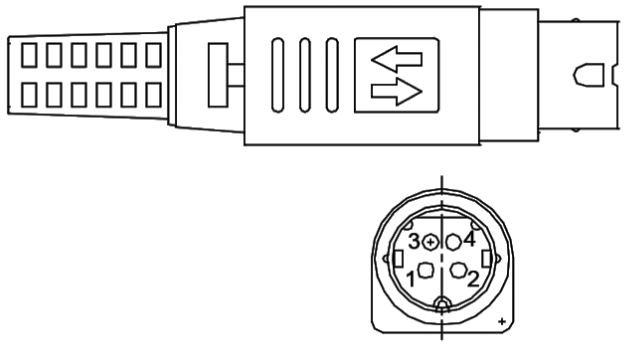
Cord, Plug and Connector must be marked with approval symbols of file number(s)

GlobTek, Inc. www.globtek.com 186 Veterans Drive, Northvale, NJ 07647 Tel. (201) 784-1000 Fax (201) 784-0111	Drawing Title: 4 position Power DIN snap and lock connector to 4 position Power DIN snap and lock connector, GT Cable #2464-4c/18+S: 18 / 4+Shield Conductors, 6mm OD, UL2464, 80 Deg.C, 300V, , Approvals: , 10000mm, GlobTek Black	
	Model No. Low voltage cable	
	Part No./Ordering No. YL4264610M0YL4(R)	Rev A

CUSTOMIZED LENGTHS, COLORS, CABLE TYPES, TERMINATIONS/PLUGS/RECEPTACLES AVAILABLE UPON REQUEST. ADDITIONAL PLUG OPTIONS ARE AVAILABLE AT <https://www.globtek.com/connectors/> STANDARD PLUGS AND CONNECTORS CAN BE SEEN ONLINE AT <https://www.globtek.com/connectors/> ACTUAL CONNECTORS, OVERMOLDS, FERRITES MAY VARY SLIGHTLY FROM THE PICTURE BELOW DIMENSIONS ARE IN MM UNLESS SPECIFIED OTHERWISE

END A

END B



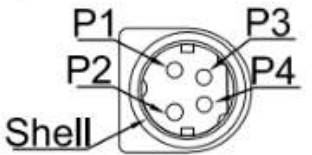
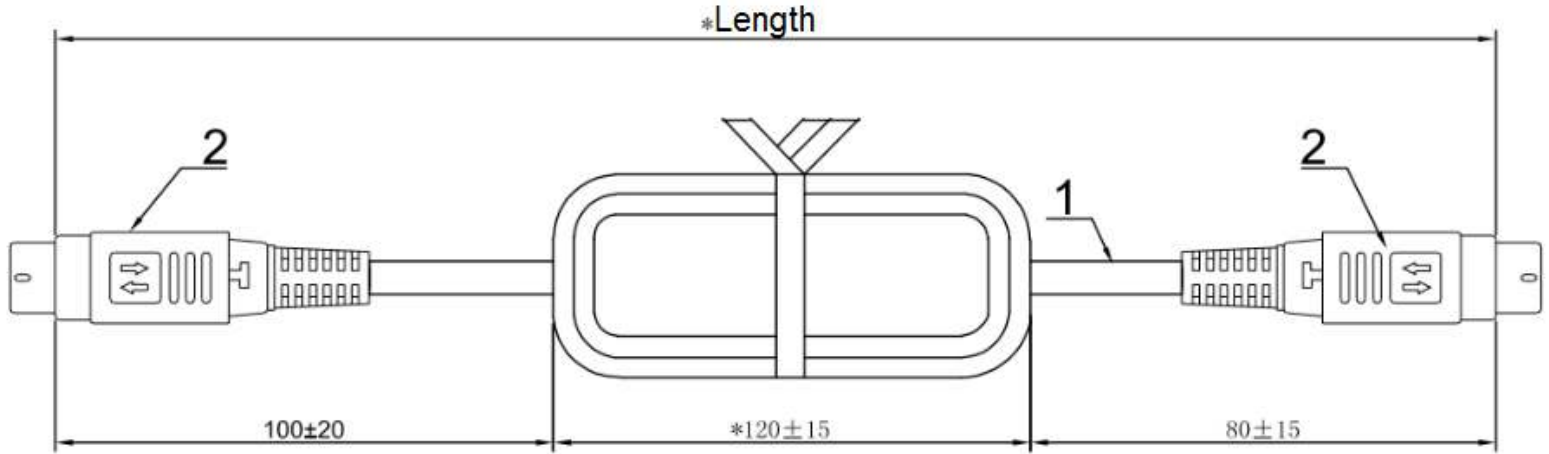
Plug equal to PDP-40, KPPX-4P  
 Mates with KPJX-CM-4S, KPJX-PM-4S, KPJXHT-4S, KPJX-4S, KPJX-PM-4S-S, KPJXHT-4S-S, PD-40VS

Plug equal to PDP-40, KPPX-4P  
 Mates with KPJX-CM-4S, KPJX-PM-4S, KPJXHT-4S, KPJX-4S, KPJX-PM-4S-S, KPJXHT-4S-S, PD-40VS

GlobTek, Inc. www.globtek.com 186 Veterans Drive, Northvale, NJ 07647 Tel. (201) 784-1000 Fax (201) 784-0111	Drawing Title: 4 position Power DIN snap and lock connector to 4 position Power DIN snap and lock connector, GT Cable #2464-4c/18+S: 18 / 4+Shield Conductors, 6mm OD, UL2464, 80 Deg.C, 300V, , Approvals: , 10000mm, GlobTek Black
	Model No. Low voltage cable
Part No./Ordering No. YL4264610M0YL4(R)	Rev A

CUSTOMIZED LENGTHS, COLORS, CABLE TYPES, TERMINATIONS/PLUGS/RECEPTACLES AVAILABLE UPON REQUEST. ADDITIONAL PLUG OPTIONS ARE AVAILABLE AT <https://www.globtek.com/connectors/> STANDARD PLUGS AND CONNECTORS CAN BE SEEN ONLINE AT <https://www.globtek.com/connectors/> ACTUAL CONNECTORS, OVERMOLDS, FERRITES MAY VARY SLIGHTLY FROM THE PICTURE BELOW DIMENSIONS ARE IN MM UNLESS SPECIFIED OTHERWISE

CABLE IMAGE



Front View

- P1: Red
- P2: Brown
- P3: Green
- P4: Black
- Shell: Shield

GlobTek, Inc. www.globtek.com 186 Veterans Drive, Northvale, NJ 07647 Tel. (201) 784-1000 Fax (201) 784-0111	Drawing Title: 4 position Power DIN snap and lock connector to 4 position Power DIN snap and lock connector, GT Cable #2464-4c/18+S: 18 / 4+Shield Conductors, 6mm OD, UL2464, 80 Deg.C, 300V, , Approvals: , 10000mm, GlobTek Black	
	Model No. Low voltage cable	
	Part No./Ordering No. YL4264610M0YL4(R)	Rev A

CUSTOMIZED LENGTHS, COLORS, CABLE TYPES, TERMINATIONS/PLUGS/RECEPTACLES AVAILABLE UPON REQUEST. ADDITIONAL PLUG OPTIONS ARE AVAILABLE AT <https://www.globtek.com/connectors/> STANDARD PLUGS AND CONNECTORS CAN BE SEEN ONLINE AT <https://www.globtek.com/connectors/> ACTUAL CONNECTORS, OVERMOLDS, FERRITES MAY VARY SLIGHTLY FROM THE PICTURE BELOW DIMENSIONS ARE IN MM UNLESS SPECIFIED OTHERWISE

End A Code:YL4 Description:4 position Power DIN snap and lock connector Rating (V):56 Rating (A):7.5 Gender:Male Overmolded:No	Cable Code:2464-4c/18+S Description:GT Cable #2464-4c/18+S: 18 / 4+Shield Conductors, 6mm OD, UL2464, 80 Deg.C, 300V, , Approvals: Color:GlobTek Black Wire Gauge(AWG):18 Cond:4+Shield Type:UL2464 Temperature:80° C Amps:5A/c Volts:300 OD:6 ConductorsColors:	End B Code:YL4 Description:4 position Power DIN snap and lock connector Rating (V):56 Rating (A):7.5 Gender:Male Overmolded:No
--	--	--

Overall cable rating:56V 7.5A/Pin

Plug Approvals	Cable Approvals	Connector Approvals
----------------	-----------------	---------------------



UL RECOGNIZED

AGENCY ONLINE DOCUMENTS	<a href="http://en.globtek.com/cordsets/">http://en.globtek.com/cordsets/</a>
RoHS/RoHS3 Declaration	<a href="https://www.globtek.com/pdf/rohs_cert/01t3a000004eQsqAAE">https://www.globtek.com/pdf/rohs_cert/01t3a000004eQsqAAE</a>
REACH Declaration	<a href="https://www.globtek.com/pdf/iso_certificates/REACH.pdf">https://www.globtek.com/pdf/iso_certificates/REACH.pdf</a>
Conflict Minerals Declaration	<a href="https://www.globtek.com/pdf/conflict-minerals.pdf">https://www.globtek.com/pdf/conflict-minerals.pdf</a>
Prop 65 Statement	<a href="https://en.globtek.com/prop-65-statement.pdf">https://en.globtek.com/prop-65-statement.pdf</a>
CE.UKCA.Cord	<a href="https://globtek.secure.force.com/spec/ec_decl_product_model_family_incl_cord?id=01t3a000004eQsq">https://globtek.secure.force.com/spec/ec_decl_product_model_family_incl_cord?id=01t3a000004eQsq</a>

IPXY rating is based on 3rd party testing and customers should check suitability and test system level IPXY rating before ordering.

GlobTek, Inc. www.globtek.com 186 Veterans Drive, Northvale, NJ 07647 Tel. (201) 784-1000 Fax (201) 784-0111	Drawing Title: 4 position Power DIN snap and lock connector to 4 position Power DIN snap and lock connector, GT Cable #2464-4c/18+S: 18 / 4+Shield Conductors, 6mm OD, UL2464, 80 Deg.C, 300V, , Approvals: , 10000mm, GlobTek Black	
	Model No. Low voltage cable	
	Part No./Ordering No. YL4264610M0YL4(R)	Rev A

CUSTOMIZED LENGTHS, COLORS, CABLE TYPES, TERMINATIONS/PLUGS/RECEPTACLES AVAILABLE UPON REQUEST. ADDITIONAL PLUG OPTIONS ARE AVAILABLE AT <https://www.globtek.com/connectors/> STANDARD PLUGS AND CONNECTORS CAN BE SEEN ONLINE AT <https://www.globtek.com/connectors/> ACTUAL CONNECTORS, OVERMOLDS, FERRITES MAY VARY SLIGHTLY FROM THE PICTURE BELOW DIMENSIONS ARE IN MM UNLESS SPECIFIED OTHERWISE

Hanking:  
Description:  
Image:

Notes/Modifications/Customizations (notes in this section supersede the values shown in the standard spec):