

PAGE 1/2

ISSUE 13.05.13

SERIE : SPnT

PART NUMBER : R573802605

RF CHARACTERISTICS

Number of ways : **6**
 Frequency range : **0 - 40 GHz**
 Impedance : **50 Ohms**

| Frequency (GHz) | DC - 6 | 6 - 12.4 | 12.4 - 18 | 18 - 26.5 | 26.5 - 40 |
|--------------------|----------------|----------------|----------------|----------------|----------------|
| VSWR max | 1.30 | 1.40 | 1.50 | 1.70 | 2.20 |
| Insertion loss max | 0.20 dB | 0.40 dB | 0.50 dB | 0.70 dB | 1.10 dB |
| Isolation min | 70 dB | 60 dB | 60 dB | 55 dB | 50 dB |
| Average power (*) | 40 W | 30 W | 25 W | 15 W | 5 W |

ELECTRICAL CHARACTERISTICS

Actuator : **NORMALLY OPEN**
 Nominal current ** : **250 mA**
 Actuator voltage (Vcc) : **12V (10.2 to 13V) / NEGATIVE COMMON**
 Terminals : **25 pins D-SUB male connector**

MECHANICAL CHARACTERISTICS

Connectors : **SMA 2.9 female per MIL-C 39012**
 Life : **2.000.000 cycles per position**
 Switching Time*** : **< 15 ms**
 Construction : **Splashproof**
 Weight : **< 220 g**

ENVIRONMENTAL CHARACTERISTICS

Operating temperature range : **-40°C to +85°C**
 Storage temperature range : **-55°C to +85°C**

(* Average power at 25°C per RF Path)

(** At 25° C ±10%)

(*** Nominal voltage ; 25° C)



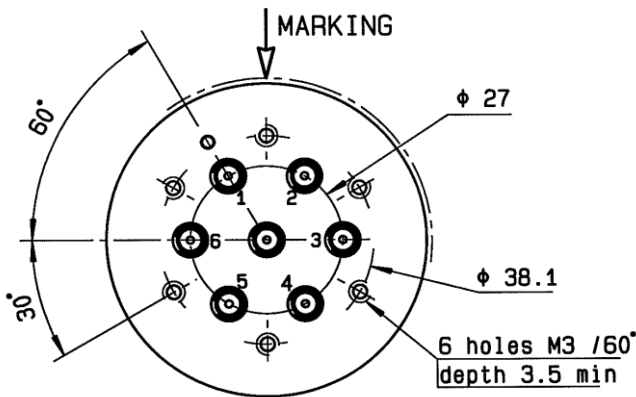
PAGE 2/2

ISSUE 13.05.13

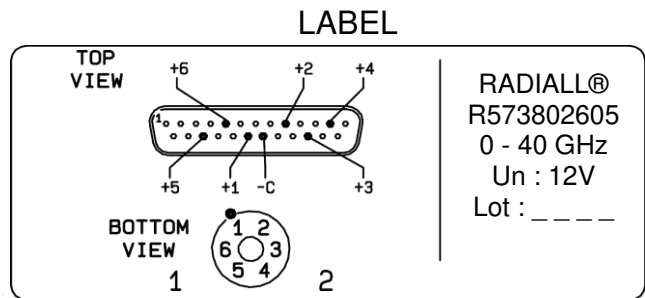
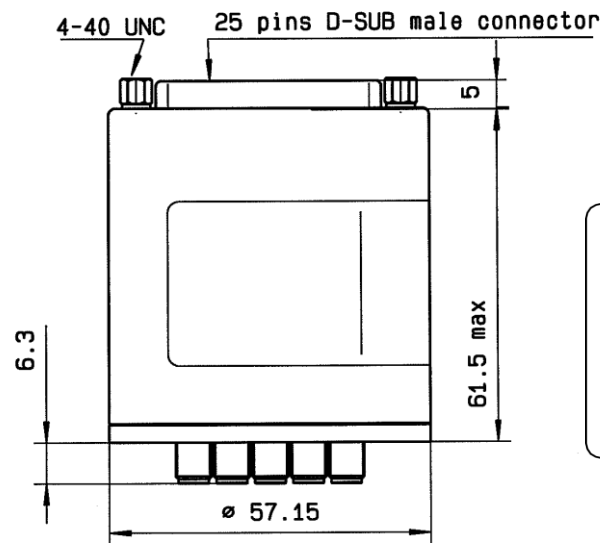
SERIE : SPnT

PART NUMBER : R573802605

DRAWING



| Voltage | RF Continuity |
|---------|---------------|
| -C +1 | IN ↔ 1 |
| -C +2 | IN ↔ 2 |
| -C +3 | IN ↔ 3 |
| -C +4 | IN ↔ 4 |
| -C +5 | IN ↔ 5 |
| -C +6 | IN ↔ 6 |



General tolerances : ±0.5 mm

SCHEMATIC DIAGRAM

