

Module SERVO SKU:M014



Description

SERVO is made to implement the bestest, easiest way to drive Servo motors. This M5 module will make quick work of your next Servo project! It is able to drive multiple Servo motors, up to 12 channels(Max load :14W) . We also added an DC Input for power supplement. Through M-BUS the DC in can automatically power the M5 core at top.Servo is powered by MEGA328 communicate via IIC(0x53).

Product Features

- 12x servo ports
- DC power input: 5-7V
- DC Connector Type: XT30 (female)
- Power adapter interface: 5.5mm x 2.1mm
- Product Size: 54.2mm x 54.2mm x 12.8mm
- Product weight: 24.5g

Include

- 1x M5Stack Servo Module
- 1x Common Male to XT30 Male DC convertor

Applications

- Humanoid robot
- Bionic multi-joint robot
- Triaxial Camera Cradle

Related Link

[The Firmware of inside MEGA328](#)

EasyLoader

[click to download EasyLoader](#)

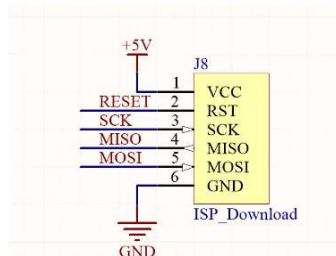
1.EasyLoader is a simple and fast program burner. Every product page in EasyLoader provides a product-related case program. It can be burned to the master through simple steps, and a series of function verification can be performed.(Currently EasyLoader is only available for Windows OS)

2.After downloading the software, double-click to run the application, connect the M5 device to the computer via the data cable, select the port parameters, and click "Burn" to start burning.

3.The CP210X (USB driver) needs to be installed before the EasyLoader is burned. [Click here to view the driver installation tutorial](#)

PinMap

Mega328 ISPDownload interface Pin foot definition



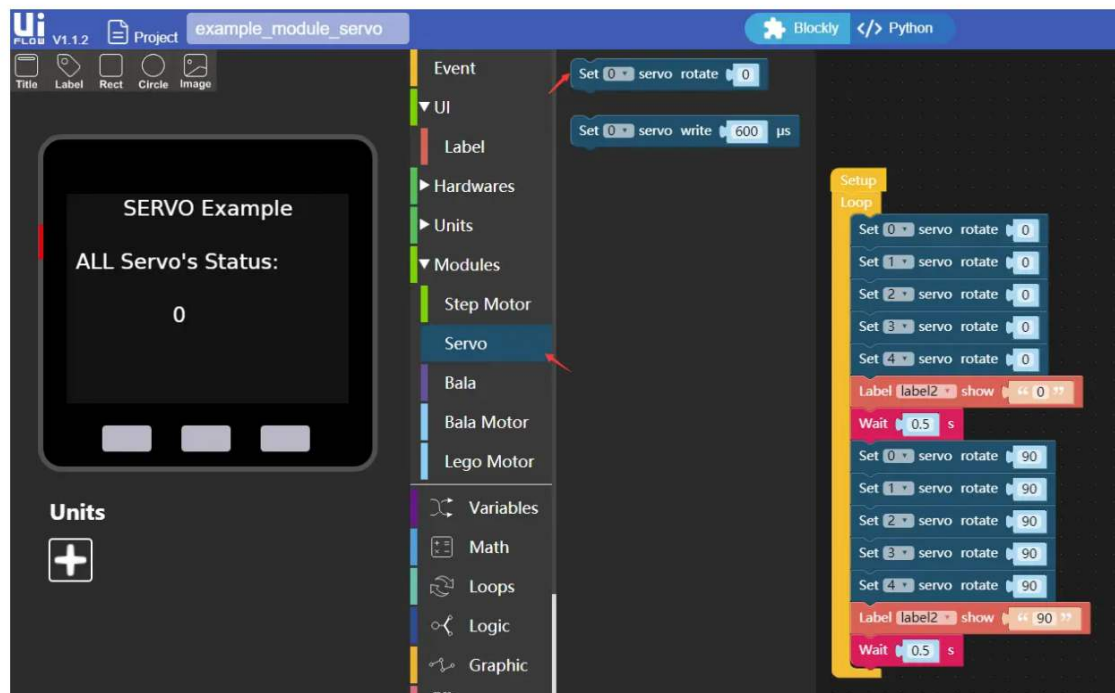
Example

1. Arduino IDE

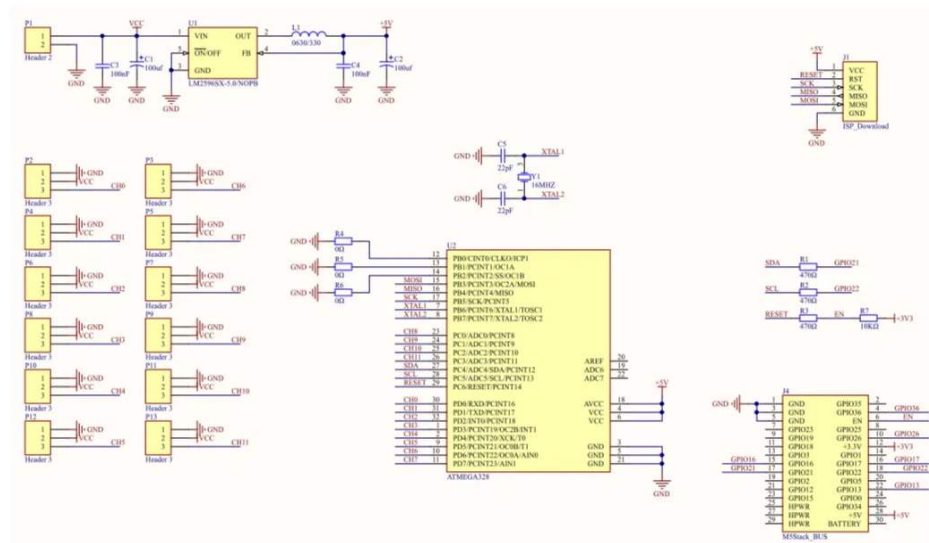
The below code is incomplete(just for usage). If you want the complete code, please click [here](#)

2. UIFlow

To get the complete code, please click [here](#)



Schematic



Video

Video Tutorial

