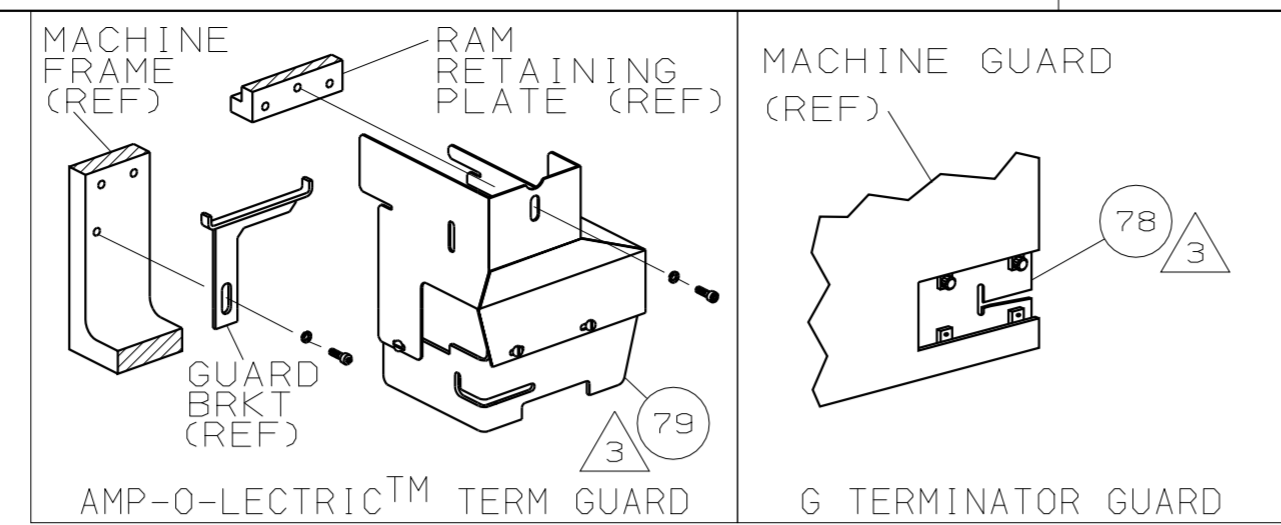
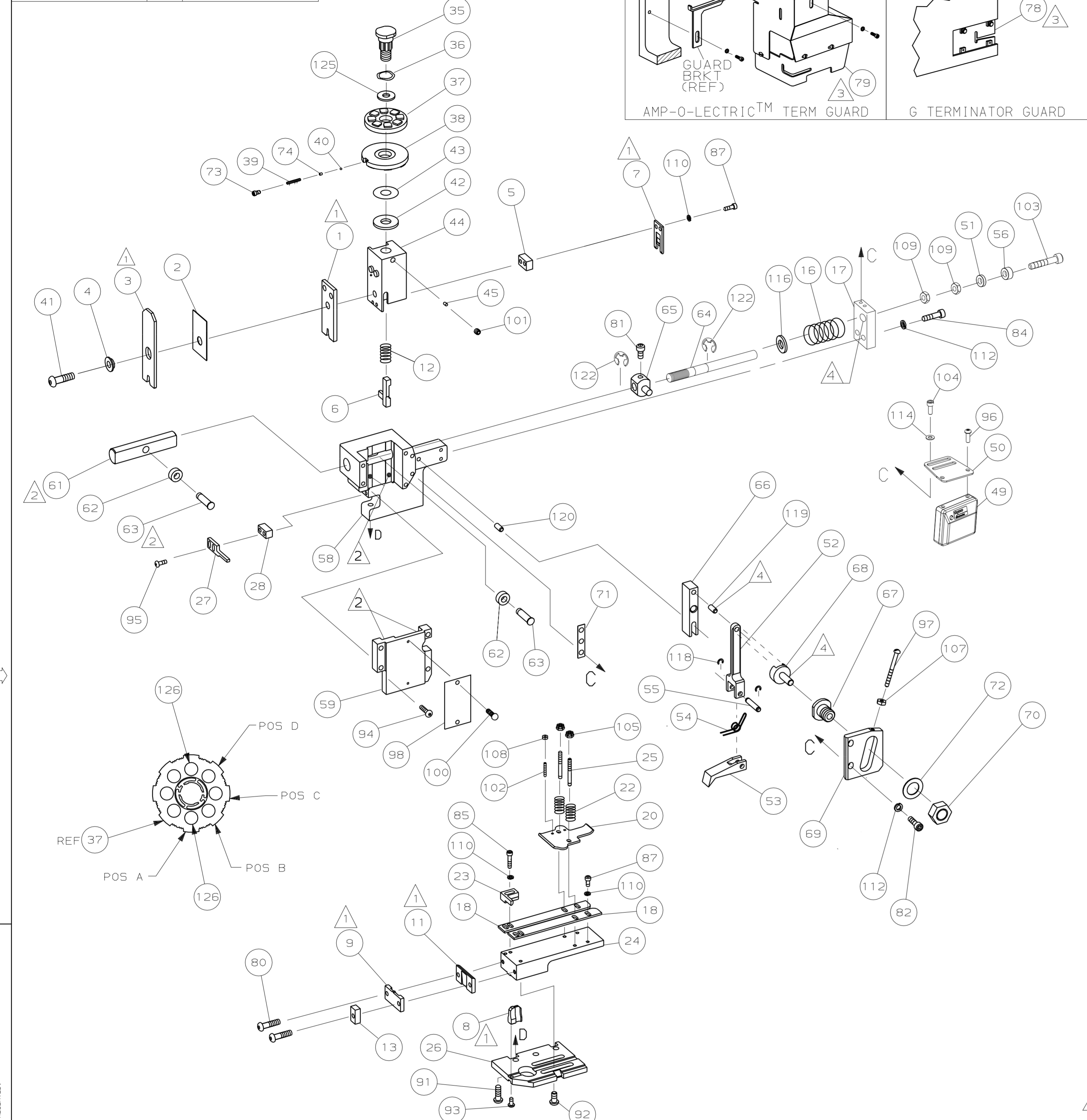


PART NUMBER	REV	FIRST USED
1852049-1	B	122500-1
1852049-2	B	565435-5



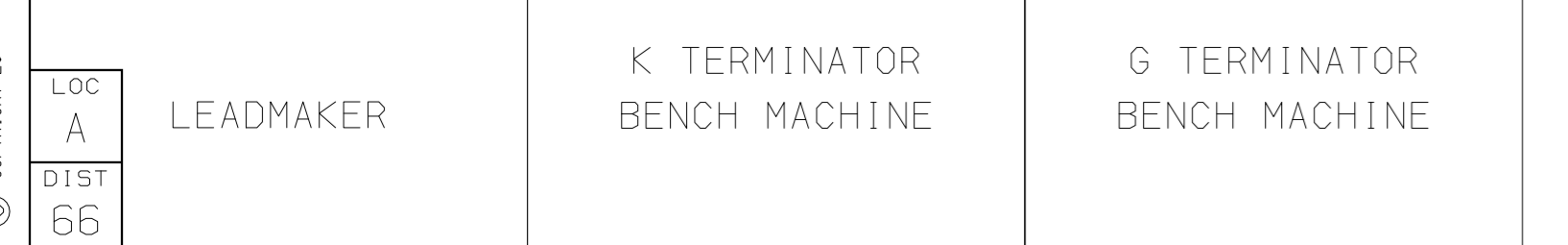
AMP TERM PN MFR TERM PN		YAZAKI TERMINAL		CUST CRIMP SPECS	
1572708	7116-2642	PAD LTR	CRIMP HEIGHT	WIRE SIZE	
		A	1.95 ±0.05 [0.077 ±.0021IN]	3 OR 12 AWG	
		B	NOT	USED	
		C	NOT	USED	
		D	NOT	USED	
		CRIMP	SIZE	TYPE	RANGE
		WIRE	3.2 [1.26 IN]	F	3mm ² OR 12 AWG
		INSUL	4.42 [1.174 IN]	F	3.81 MAX
WIRE STRIP LENGTH	TERM APPL SPEC	FEED	APPL INSTRUCTION	SET UP GAGE	LAYOUT
5.16-5.94	NONE	21.72	408-8039	458638-1	L4015

-1	LEADMAKER & BENCH MODEL G	MECH POST FEED	
-2	BENCH MODEL K	MECH POST FEED	
REF	REF	- A	22594-8 NUT, HEX 70
REF	REF	- B	240628-1 PLATE, ADJ 69
REF	REF	- B	240626-1 SHAFT, PIVOT 68
REF	REF	- B	240633-1 BUSHING 67
REF	REF	- A	455680-1 LEVER, INTERMEDIATE 66
REF	REF	- B	240629-1 BLOCK, PIVOT 65
REF	REF	- A	1804311-1 SCR, ADJ 64
REF	REF	- B	240659-3 PIN, CAM ROLLER 63
REF	REF	- B	240658-1 CAM, ROLLER 62
REF	REF	- B	454398-1 ROD, FEED 61
REF	REF	- C	454220-1 CAP, RAM 60
REF	REF	- D	453736-1 HOUSING 59
REF	REF	- A3	1804299-1 SPACER, MAGNET 58
REF	REF	- B	240624-1 PIN, FEED FINGER 57
REF	REF	- B	691499-1 SPRING, FEED FINGER 56
REF	REF	- B	240635-1 FINGER, FEED 55
REF	REF	- B	240634-1 LEVER, TERMINAL 54
REF	REF	- A	1804310-1 MAGNET, RING 53
REF	REF	- A	1804303-1 BRACKET, COUNTER MOUNTING 52
REF	REF	- A	1804300-1 APPLICATOR COUNTER ASSEMBLY 51
1	-	- B	690501-3 CAM, POST FEED 1 1/8 ST 50
-	1	- B	690501-4 CAM, POST-FEED 1 5/8 ST 49
1	1	- A	690191-1 PLUG, NYLON 48
1	1	- C	455674-1 RAM 47
1	1	- A	690125-1 WASHER, LAMINATED 46
1	1	- A	690124-1 WASHER, RAM 45
1	1	- A	7-21002-9 BOLT, CRIMPER (5/16-24x1.00) 44
1	1	- A	23241-6 BALL, STEEL 43
1	1	- A	690170-1 SPRING, COMPRESSION 42
1	1	- C	690142-1 DISC, INSULATION 41
1	1	- D	354777-1 DISC, WIRE 40
1	1	- A	22480-5 WASHER, SPRING 39
1	1	- B	690212-1 POST, RAM 38
1	1	- A	690191-1 PLUG, NYLON 37
1	1	- C	455674-1 RAM 36
1	1	- A	690125-1 WASHER, LAMINATED 35
1	1	- A	690124-1 WASHER, RAM 34
1	1	- A	7-21002-9 BOLT, CRIMPER (5/16-24x1.00) 33
1	1	- A	23241-6 BALL, STEEL 32
1	1	- A	690170-1 SPRING, COMPRESSION 31
1	1	- C	690142-1 DISC, INSULATION 30
1	1	- D	354777-1 DISC, WIRE 29
1	1	- A	22480-5 WASHER, SPRING 28
1	1	- B	690212-1 POST, RAM 27
1	1	- A	690191-1 PLUG, NYLON 26
1	1	- C	455674-1 RAM 25
1	1	- A	690125-1 WASHER, LAMINATED 24
1	1	- A	690124-1 WASHER, RAM 23
1	1	- A	7-21002-9 BOLT, CRIMPER (5/16-24x1.00) 22
1	1	- A	23241-6 BALL, STEEL 21
1	1	- A	690170-1 SPRING, COMPRESSION 20
1	1	- C	690142-1 DISC, INSULATION 19
1	1	- D	354777-1 DISC, WIRE 18
1	1	- A	22480-5 WASHER, SPRING 17
1	1	- B	690212-1 POST, RAM 16
1	1	- A	690191-1 PLUG, NYLON 15
1	1	- C	455674-1 RAM 14
1	1	- A	690125-1 WASHER, LAMINATED 13
1	1	- A	690124-1 WASHER, RAM 12
1	1	- A	7-21002-9 BOLT, CRIMPER (5/16-24x1.00) 11
1	1	- A	23241-6 BALL, STEEL 10
1	1	- A	690170-1 SPRING, COMPRESSION 9
1	1	- C	690142-1 DISC, INSULATION 8
1	1	- D	354777-1 DISC, WIRE 7
1	1	- A	22480-5 WASHER, SPRING 6
1	1	- B	690212-1 POST, RAM 5
1	1	- A	690191-1 PLUG, NYLON 4
1	1	- C	455674-1 RAM 3
1	1	- A	690125-1 WASHER, LAMINATED 2
1	1	- A	690124-1 WASHER, RAM 1



QTY	REF	U/M	DWG SIZE	PART NO	DESCRIPTION	ITEM NO
						129
						128
						127
2	2	-	C	9-354778-0	PIN, WIRE DISC (.2945)A	126
1	1	-	A	986950-1	WASHER, FLAT PRECISION	125
1	1	-	A	217238-1	GENERAL INSTRUCTION PACKAGE	124
1	1	-	-	4088039	EF APPL INST 408-8039	123
REF	REF	-	A	1-21046-6	RING, RETAINING, EXT (5/16) FD ADJ ROD	122
						121
REF	REF	-	A	1-21030-6	PIN, DOWEL (Ø.187x1.25) HSG	120
REF	REF	-	A	1-21030-1	PIN, DOWEL (Ø.187x.50) LEVER	119
REF	REF	-	A	21045-3	RING, RET "C" (Ø.187) FD PIN	118
						117
REF	REF	-	A	21899-4	WASHER, FLAT (Ø5/16) SCR ADJ	116
						115
REF	REF	-	A	18028-2	WASHER, FLAT (M4) COUNTER	114
REF	REF	-	A	21024-5	WASHER, LOCK (NO.10) FD ROD GDE	112
						111
7	7	-	A	21024-4	WASHER, LOCK (NO.8) SHEAR BL	110
REF	REF	-	A	22593-1	NUT, HEX (1/4-20) MAGNET	109
2	2	-	A	21018-4	NUT, HEX (4-40) DRAG	108
REF	REF	-	A	21018-5	NUT, HEX (6-32) FD ADJ PL	107
						106
2	2	-	A	21022-2	NUT, HEX 5L (8-32) DRAG STUD	105
REF	REF	-	A	9-21000-9	SCR, SHC (8-32x.44) COUNTER	104
REF	REF	-	A	3-21081-3	SCR, SHC (1/4-20x1.25) MAGNET	103
2	2	-	A	2-21006-6	SCR, SKT SET (4-40x.62) DRAG	102
1	1	-	A	21009-2	SCR, SKT SET (1/4-20x.25) RAM	101
2	2	-	A	21017-2	SCR, DRIVE (#2x.19) ID PLATE	100
1	1	-	A	1-21002-7	SCR, BHC (6-32x.38) CAM	99
1	1	-	B	461264-1	PLATE, IDENTIFICATION	98
REF	REF	-	A	6-23715-5	SCR, PAN HD (6-32x1.50) FEED ADJ	97
REF	REF	-	A	994991-5	SCR, OVAL HD (M4X14) COUNTER	96
2	2	-	A	2-21002-2	SCR, BHC (8-32x.50) STRIPPER	95
REF	REF	-	A	2-21002-9	SCR, BHC (10-32x.75) HSG CAP	94
1	1	-	A	22733-8	SCR, BHC (8-32x.38 LW) ANVIL	93
4	4	-	A	3-21002-3	SCR, BHC (1/4-20x.50) ST GD PL	92
REF	REF	-	A	2-22733-8	SCR, BHC (1/4-20x.62) BASE PL	91
						90
						89
						88
5	5	-	A	2-21000-7	SCR, SHC (8-32x.50) SLUG BLADE	87
						86
2	2	-	A	2-21000-9	SCR, SHC (8-32x.75) R STP GUIDE	85
REF	REF	-	A	3-21000-7	SCR, SHC (10-32x.75) FEED ROD GDE	84
						83
REF	REF	-	A	3-21000-6	SCR, SHC (10-32x.62) FEED ADJ PL	82
REF	REF	-	A	3-21000-4	SCR, SHC (10-32x.38) PIVOT BLOCK	81
2	2	-	A	2-21002-9	SCR, BHC (10-32x.75) SHEAR PL	80
REF	-	-	A	455745-1	GUARD, WINDOW	79
-	REF	-	A	679532-1	INSERT, GUARD	78
						77
						76
						75
1	1	-	A	690603-1	SPRING, ASSIST	74
1	1	-	A	23030-1	SCR, SKT CAP (6-32x.25) CP DSC	73
REF	REF	-	A	458109-1	WASHER, FLAT (SPECIAL)	72
REF	REF	-	A	690517-1	SPACER	71

- 1 RECOMMENDED SPARE PARTS.
- 2 GREASE LIGHTLY.
- 3 GUARD MUST BE IN PLACE WHEN OPERATING APPLICATOR IN A BENCH MACHINE.
- 4 LUBRICATE DAILY USING NO. 20 MACHINE OIL.
- 5. ITEMS WITH QTY OF REF SPECIFIED (EXCEPT ITEMS 78 AND 79) ARE USED ON ITEM 32.
- 6 ITEM 78 USED WITH G TERMINATOR ONLY.



LOC A LEADMAKER
K TERMINATOR BENCH MACHINE
G TERMINATOR BENCH MACHINE

QTY	REF	U/M	DWG SIZE	PART NO	DESCRIPTION	ITEM NO
-2	-1	U/M	DWG SIZE	PART NO	DESCRIPTION	ITEM NO
REVISION OF EACH ASSY NO (WHEN BLANK, USE DWG REVISION)						
QTY RECD PER ASSY PARTS LIST						
DIMENSIONS IN INCHES. DO NOT SCALE PRINT.						
TOLERANCES UNLESS OTHERWISE SPECIFIED:						
2 PLC DEC ±						
3 PLC DEC ±						
4 PLC DEC ±						
ANGLES ±						
SURF TEXTURE: ✓						
REMOVE BURRS, BREAK SHARP EDGES R.015 MAX						
MATERIAL: HT TR FIN						
DR C.ERISMAN OSMAYOS APP OSMAYOS T.ELBIN						
CHK - REL -						
NAME: END FEED HDM APPLICATOR MACHINE REF MINI APPL						
SCALE: D DWG NO: 1852049 SHEET 1 OF 1 REV B						
CAGE CODE: 00779 CUSTOMER AND ASSEMBLY DRAWING RESTRICTED TO						

THIS DRAWING IS A CONTROLLED DOCUMENT.

THIS DRAWING IS UNPUBLISHED. RELEASED FOR PUBLICATION BY AMP INCORPORATED. ALL RIGHTS RESERVED. AMP 1756 REV 3-92 13-JUN-06 13:52:26 us016926

1852049