

CMKT3904 NPN/NPN  
CMKT3906 PNP/PNP

SURFACE MOUNT SILICON  
DUAL SMALL SIGNAL  
SWITCHING TRANSISTORS



SOT-363 CASE



www.centrasemi.com

**DESCRIPTION:**

The CENTRAL SEMICONDUCTOR CMKT3904 (two single NPN) and CMKT3906 (two single PNP) are silicon transistors in a space saving SOT-363 package, designed for small signal general purpose amplifier and switching applications.

**MARKING CODES: CMKT3904: K04  
CMKT3906: K06**

**FEATURES:**

- Two NPN (3904) or Two PNP (3906) Transistors in a single package

**MAXIMUM RATINGS:** ( $T_A=25^{\circ}\text{C}$ )

Collector-Base Voltage  
Collector-Emitter Voltage  
Emitter-Base Voltage  
Continuous Collector Current  
Power Dissipation  
Operating and Storage Junction Temperature  
Thermal Resistance

SYMBOL	NPN	PNP	UNITS
$V_{CBO}$	60	40	V
$V_{CEO}$	40	40	V
$V_{EBO}$	6.0	5.0	V
$I_C$	200		mA
$P_D$	350		mW
$T_J, T_{stg}$	-65 to +150		$^{\circ}\text{C}$
$\theta_{JA}$	357		$^{\circ}\text{C}/\text{W}$

**ELECTRICAL CHARACTERISTICS PER TRANSISTOR:** ( $T_A=25^{\circ}\text{C}$  unless otherwise noted)

SYMBOL	TEST CONDITIONS	NPN		PNP		UNITS
		MIN	MAX	MIN	MAX	
$I_{CEV}$	$V_{CE}=30\text{V}, V_{EB}=3.0\text{V}$	-	50	-	50	nA
$I_{BL}$	$V_{CE}=30\text{V}, V_{EB}=3.0\text{V}$	-	50	-	-	nA
$BV_{CBO}$	$I_C=10\mu\text{A}$	60	-	40	-	V
$BV_{CEO}$	$I_C=1.0\text{mA}$	40	-	40	-	V
$BV_{EBO}$	$I_E=10\mu\text{A}$	6.0	-	5.0	-	V
$V_{CE(SAT)}$	$I_C=10\text{mA}, I_B=1.0\text{mA}$	-	0.20	-	0.25	V
$V_{CE(SAT)}$	$I_C=50\text{mA}, I_B=5.0\text{mA}$	-	0.30	-	0.40	V
$V_{BE(SAT)}$	$I_C=10\text{mA}, I_B=1.0\text{mA}$	0.65	0.85	0.65	0.85	V
$V_{BE(SAT)}$	$I_C=50\text{mA}, I_B=5.0\text{mA}$	-	0.95	-	0.95	V
$h_{FE}$	$V_{CE}=1.0\text{V}, I_C=0.1\text{mA}$	40	-	60	-	
$h_{FE}$	$V_{CE}=1.0\text{V}, I_C=1.0\text{mA}$	70	-	80	-	
$h_{FE}$	$V_{CE}=1.0\text{V}, I_C=10\text{mA}$	100	300	100	300	
$h_{FE}$	$V_{CE}=1.0\text{V}, I_C=50\text{mA}$	60	-	60	-	
$h_{FE}$	$V_{CE}=1.0\text{V}, I_C=100\text{mA}$	30	-	30	-	
$f_T$	$V_{CE}=20\text{V}, I_C=10\text{mA}, f=100\text{MHz}$	300	-	250	-	MHz
$C_{ob}$	$V_{CB}=5.0\text{V}, I_E=0, f=1.0\text{MHz}$	-	4.0	-	4.5	pF
$C_{ib}$	$V_{BE}=0.5\text{V}, I_C=0, f=1.0\text{MHz}$	-	12	-	12	pF

CMKT3904 NPN/NPN  
CMKT3906 PNP/PNP

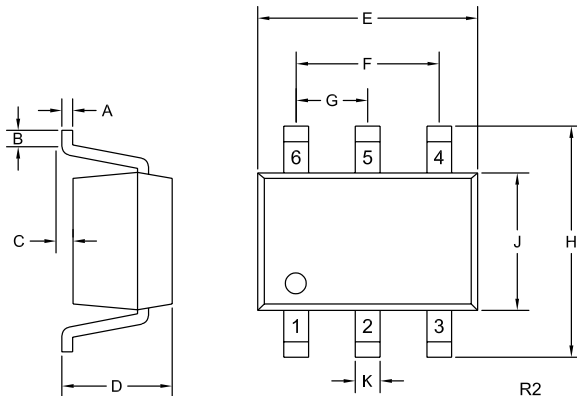
**SURFACE MOUNT SILICON  
DUAL SMALL SIGNAL  
SWITCHING TRANSISTORS**



**ELECTRICAL CHARACTERISTICS PER TRANSISTOR - Continued: ( $T_A=25^\circ\text{C}$ )**

SYMBOL	TEST CONDITIONS	NPN		PNP		UNITS
		MIN	MAX	MIN	MAX	
$h_{ie}$	$V_{CE}=10\text{V}, I_C=1.0\text{mA}, f=1.0\text{kHz}$	1.0	10	2.0	12	$k\Omega$
$h_{re}$	$V_{CE}=10\text{V}, I_C=1.0\text{mA}, f=1.0\text{kHz}$	0.5	8.0	0.1	10	$\times 10^{-4}$
$h_{fe}$	$V_{CE}=10\text{V}, I_C=1.0\text{mA}, f=1.0\text{kHz}$	100	400	100	400	
$h_{oe}$	$V_{CE}=10\text{V}, I_C=1.0\text{mA}, f=1.0\text{kHz}$	1.0	40	3.0	60	$\mu\text{S}$
NF	$V_{CE}=5.0\text{V}, I_C=100\mu\text{A}, R_S=1.0k\Omega, f=10\text{Hz to } 15.7\text{kHz}$	-	5.0	-	4.0	dB
$t_d$	$V_{CC}=3.0\text{V}, V_{BE}=0.5\text{V}, I_C=10\text{mA}, I_{B1}=1.0\text{mA}$	-	35	-	35	ns
$t_r$	$V_{CC}=3.0\text{V}, V_{BE}=0.5\text{V}, I_C=10\text{mA}, I_{B1}=1.0\text{mA}$	-	35	-	35	ns
$t_s$	$V_{CC}=3.0\text{V}, I_C=10\text{mA}, I_{B1}=I_{B2}=1.0\text{mA}$	-	170	-	170	ns
$t_f$	$V_{CC}=3.0\text{V}, I_C=10\text{mA}, I_{B1}=I_{B2}=1.0\text{mA}$	-	80	-	80	ns

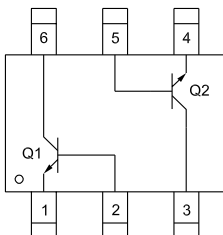
**SOT-363 CASE - MECHANICAL OUTLINE**



SYMBOL	DIMENSIONS			
	INCHES		MILLIMETERS	
	MIN	MAX	MIN	MAX
A	0.004	0.010	0.10	0.25
B	0.005	-	0.12	-
C	0.000	0.004	0.00	0.10
D	0.031	0.043	0.80	1.10
E	0.071	0.087	1.80	2.20
F	0.051		1.30	
G	0.026		0.65	
H	0.075	0.091	1.90	2.30
J	0.043	0.055	1.10	1.40
K	0.006	0.012	0.15	0.30

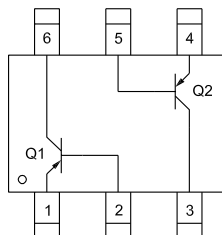
SOT-363 (REV: R2)

**PIN CONFIGURATIONS**



**CMKT3904  
(NPN/NPN)**

**MARKING CODE: K04**



**CMKT3906  
(PNP/PNP)**

**MARKING CODE: K06**

**LEAD CODES:**

- 1) Emitter Q1
- 2) Base Q1
- 3) Collector Q2
- 4) Emitter Q2
- 5) Base Q2
- 6) Collector Q1

R9 (15-September 2022)

## OUTSTANDING SUPPORT AND SUPERIOR SERVICES



---

### PRODUCT SUPPORT

Central's operations team provides the highest level of support to insure product is delivered on-time.

- Supply management (Customer portals)
- Inventory bonding
- Consolidated shipping options
- Custom bar coding for shipments
- Custom product packing

---

### DESIGNER SUPPORT/SERVICES

Central's applications engineering team is ready to discuss your design challenges. Just ask.

- Free quick ship samples (2<sup>nd</sup> day air)
- Online technical data and parametric search
- SPICE models
- Custom electrical curves
- Environmental regulation compliance
- Customer specific screening
- Up-screening capabilities
- Special wafer diffusions
- PbSn plating options
- Package details
- Application notes
- Application and design sample kits
- Custom product and package development

---

### REQUESTING PRODUCT PLATING

1. If requesting Tin/Lead plated devices, add the suffix "TIN/LEAD" to the part number when ordering (example: 2N2222A TIN/LEAD).
2. If requesting Lead (Pb) Free plated devices, add the suffix "PBFREE" to the part number when ordering (example: 2N2222A PBFREE).

---

### CONTACT US

#### Corporate Headquarters & Customer Support Team

Central Semiconductor Corp.  
145 Adams Avenue  
Hauppauge, NY 11788 USA  
Main Tel: (631) 435-1110  
Main Fax: (631) 435-1824  
Support Team Fax: (631) 435-3388  
[www.centrasemi.com](http://www.centrasemi.com)

**Worldwide Field Representatives:**  
[www.centrasemi.com/wwreps](http://www.centrasemi.com/wwreps)

**Worldwide Distributors:**  
[www.centrasemi.com/wwdistributors](http://www.centrasemi.com/wwdistributors)

---

For the latest version of Central Semiconductor's **LIMITATIONS AND DAMAGES DISCLAIMER**, which is part of Central's Standard Terms and Conditions of sale, visit: [www.centrasemi.com/terms](http://www.centrasemi.com/terms)