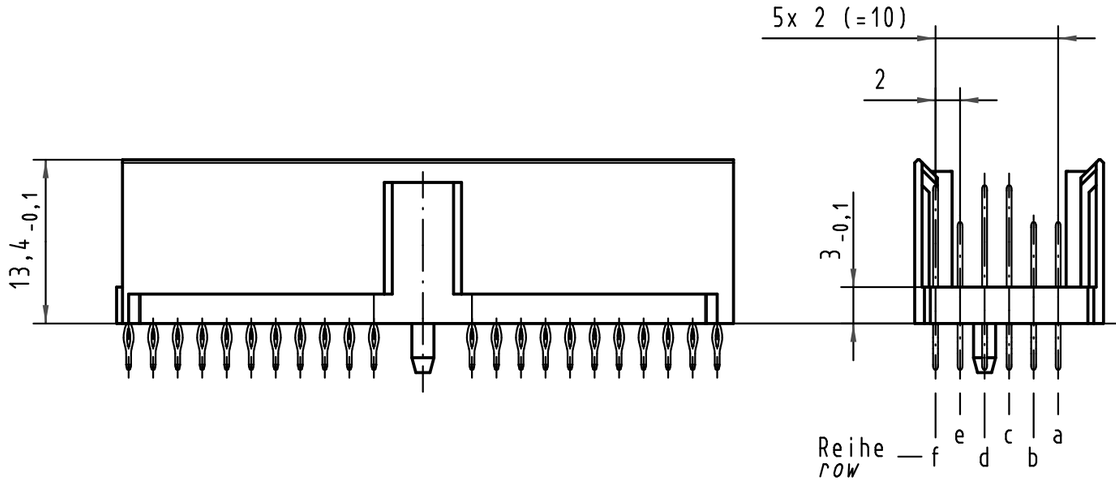

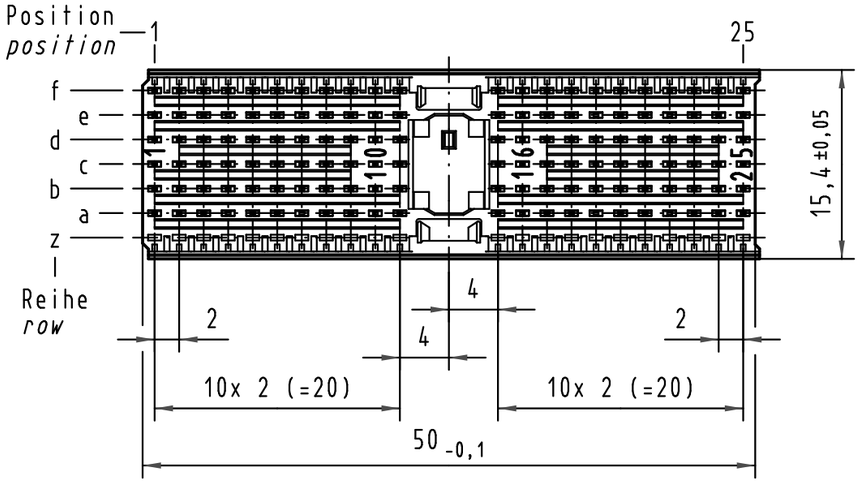

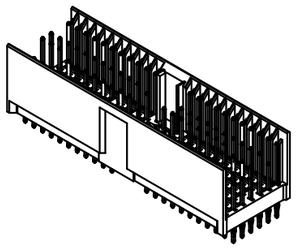

Kontakt-Maße
contact dimensions

(Längen der Steck- und Anschlußseite gelten für eingepreßte Steckverbinder)
(mating and termination length of contacts apply to pressed in connectors)

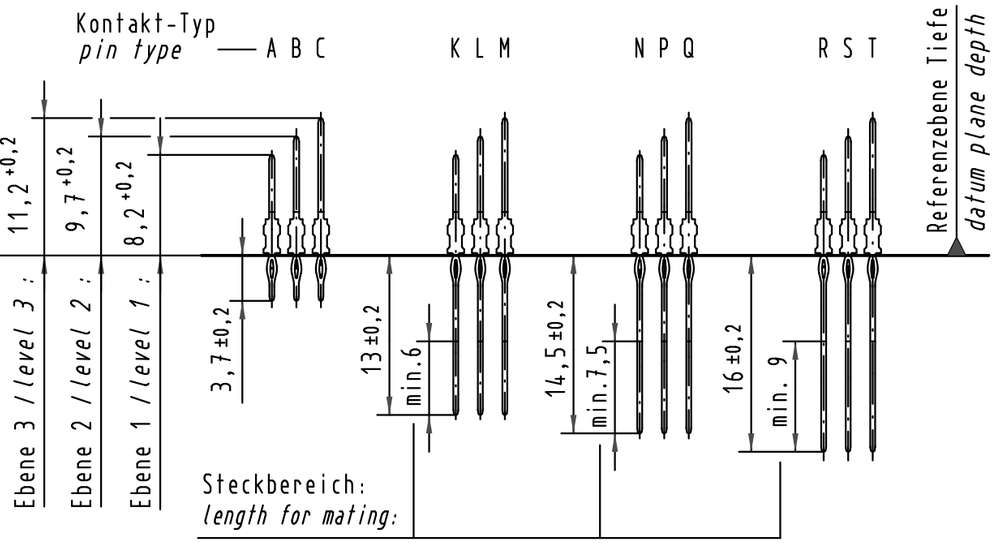

Kontaktbelegung
contact loading

	1	3	5	7	9	11	15	17	19	21	23	25
f	C	C	C	C	C	C	C	C	C	C	C	C
e	A	A	A	A	A	A	A	A	A	A	A	A
d	C	C	C	C	C	C	A	C	C	C	C	C
c	C	C	B	B	B	B	C	C	C	C	C	B
b	A	A	A	A	A	A	A	A	A	A	A	A
a	A	A	A	A	A	A	A	A	A	A	A	A
z												

	2	4	6	8	10	16	18	20	22	24
f	C	C	C	C	C	C	C	C	C	C
e	A	A	A	A	A	A	A	A	A	A
d	C	C	C	C	C	C	C	C	C	C
c	C	C	C	C	C	C	C	B	B	B
b	A	A	A	A	A	A	A	A	A	A
a	A	A	A	A	A	A	A	A	A	A
z										

Lochbild
board drillings

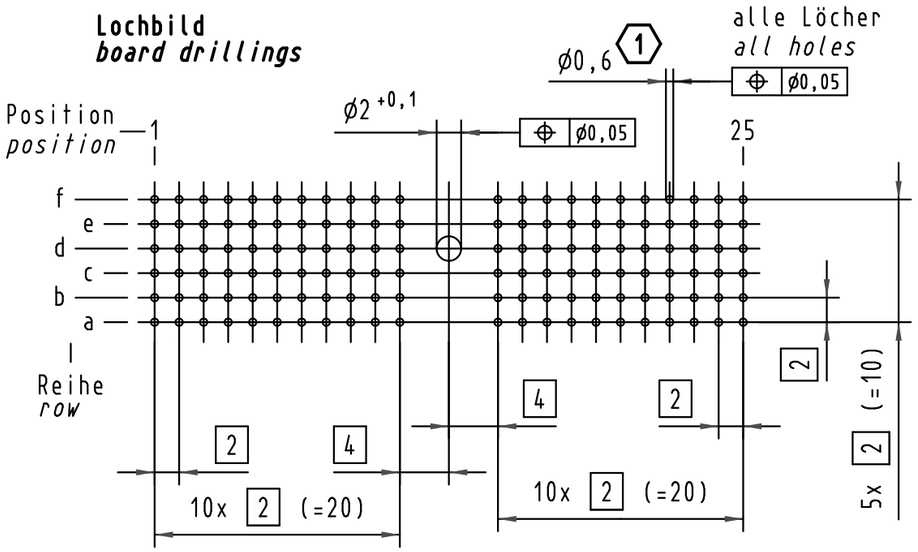

(1) Empfohlener Lochaufbau und weitere Informationen siehe: DS 17 00 110 0101
recommended configuration of plated through holes and further information see: DS 17 00 110 0101

17 01 132 4201	S4
17 01 132 2201	2
17 01 132 1201	1
Bestell-Nr. *part-no.*	Anforderungsstufe *performance level* (1)

All Dimensions in mm
Original Size DIN A 3

Techn. Character.

	Dat.	Name
Detail.	17.02.10	Hage.
Insp.	17.02.10	LehT
Stand.		

Maßstab/*Scale* 2 : 1

Nicht tolerierte Maße/*Free size tolerances*
IEC 61076-4-101

har-bus HM Messerleiste Typ A
132pol.,Anschlußlänge 3,7mm
har-bus HM male connector type A
132pol.,termination length 3,7mm

Mod.	Dat.	Name
36010		

HARTING Electronics GmbH & Co. KG
D-32339 ESPELKAMP

TB 17 01 132 x201

Blatt/*page*

Sub.

Alle Rechte vorbehalten/ *All rights reserved*