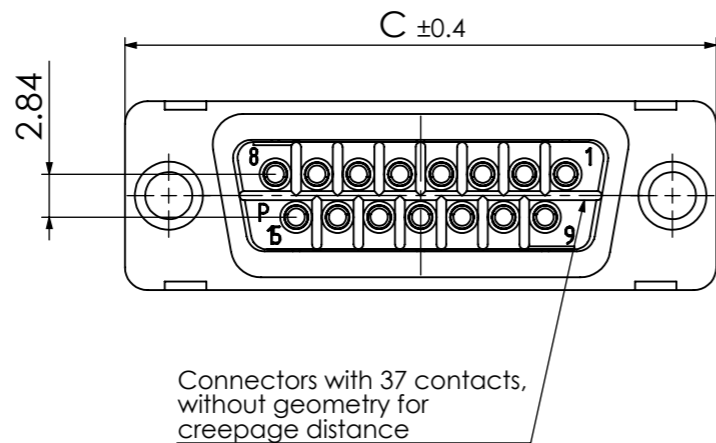
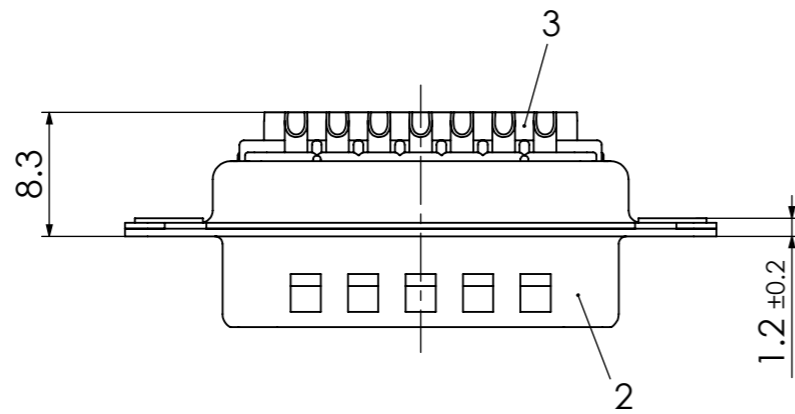
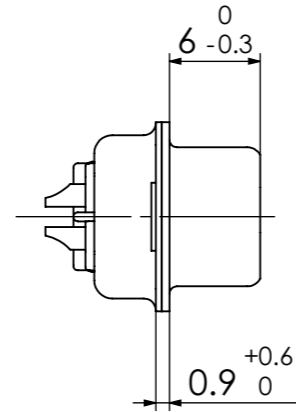
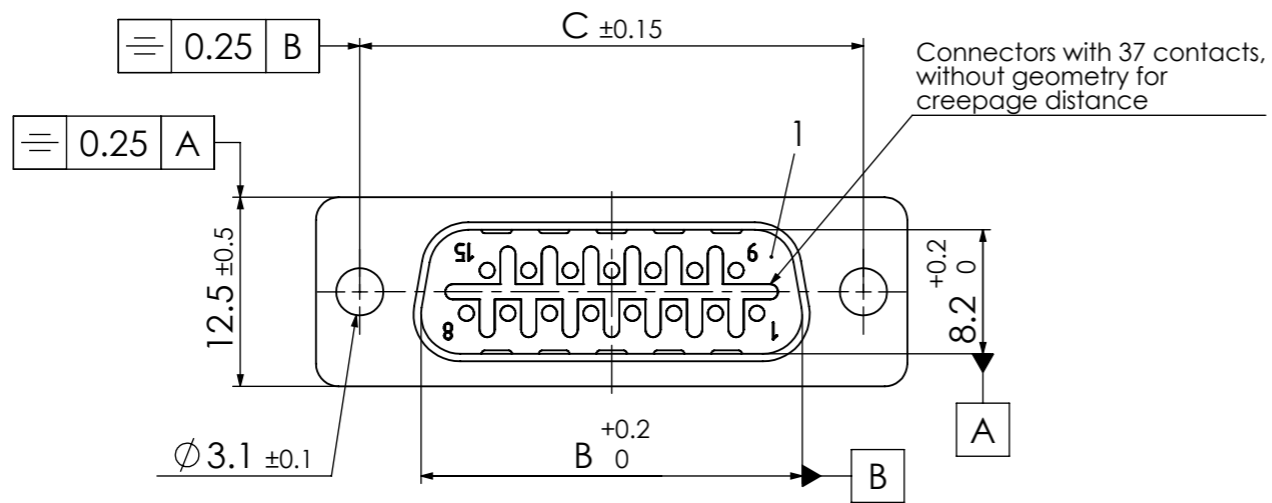


COMMENT:  
 ALL RIGHTS ARE RESERVED BY US FOR THIS DRAWING. WITHOUT OUR PRIOR CONSENT,  
 IT MAY NEITHER BE DUPLICATED NOR MADE AVAILABLE TO A THIRD PARTY.  
 AND IT ALSO MAY NOT BE IMPROPERLY USED BY THE RECEIVER, OR A THIRD PARTY.



# Fxx\*1) PA-K700

e.g. F15PA-K700

RoHS compliant

\*1) xx No. of contacts 09, 15, 25 or 37

xx	A [mm]	B [mm]	C [mm]
09	30.8	16.9	25
15	39.1	25.2	33.3
25	53	38.9	47.04
37	69.3	55.3	63.5

Protection standard IP67, 100% checked according to DIN EN60529

No.	St.	Part	Type Description/Material	Surface plating/Colour/Class
3	xx	Signal contact	P0 / Brass	AuroPur / AWG 20
2	1	Shell	Brass	tin plated
1	1	Insulator	PBT (-25°C - +70°C)	red

				Measurement without tolerance occ. to ISO 2768-m SCALE 2:1 TITLE <b>Waterproof D-Sub Miniature Connector</b>
DRAWN		sschref 22-05-2013		DWG.NO. <b>FxxPA-K700</b> REV. 1
CHECKED		ADenzinger 22-05-2013		
1				REPLACEMENT FOR:
REV.	DATE	CH.-NO.	ORIGINAL: DIN A3-DRAWING AS A FILE	PAGES 1