

## Product data sheet

### Characteristics

# TCSMCN1F2

Radio frequency identification XG, Modbus shielded cable, M12 female connector, end with free wires, IP67, 2 m



### Main

|                                       |   |
|---------------------------------------|---|
| Range of Product                      | Telemecanique Radio frequency identification XG |
| Accessory / separate part category    | Connection accessories                          |
| Accessory / Separate Part Type        | Connecting cable                                |
| Accessory / separate part designation | Modbus shielded pre-wired M12 connector         |
| Accessory / separate part destination | Modbus/Uni-Telway network Tap-off box           |
| Cable length                          | 6.56 ft (2 m)                                   |

### Complementary

|                       |  |
|-----------------------|--|
| Product Compatibility | TCSAMT31FP<br>TSXSACA50                                |
| Electrical connection | 1 female connector M12 straight A coding<br>Bare wires |
| Color                 | Black  |
| Net Weight            | 0.25 lb(US) (0.115 kg)                                 |

### Environment

|                         |      |
|-------------------------|------|
| IP Degree of Protection | IP67 |
|-------------------------|------|




### Ordering and shipping details

|                       |                                  |
|-----------------------|----------------------------------|
| Category              | 22490-SENSORS-ULTRASONIC (XX5,6) |
| Discount Schedule     | DS2                              |
| GTIN                  | 3389119018494                    |
| Nbr. of units in pkg. | 1                                |
| Package weight(Lbs)   | 4.83 oz (137.0 g)                |
| Returnability         | No                               |
| Country of origin     | PL                               |

### Packing Units

|                              |                       |
|------------------------------|-----------------------|
| Unit Type of Package 1       | PCE                   |
| Package 1 Height             | 0.79 in (2 cm)        |
| Package 1 width              | 7.28 in (18.5 cm)     |
| Package 1 Length             | 7.28 in (18.5 cm)     |
| Unit Type of Package 2       | S02                   |
| Number of Units in Package 2 | 16                    |
| Package 2 Weight             | 5.78 lb(US) (2.62 kg) |
| Package 2 Height             | 5.91 in (15 cm)       |
| Package 2 width              | 11.81 in (30 cm)      |
| Package 2 Length             | 15.75 in (40 cm)      |

## Offer Sustainability

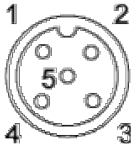
|                            |   |
|----------------------------|---|
| California proposition 65  | WARNING: This product can expose you to chemicals including: Diisononyl phthalate (DINP), which is known to the State of California to cause cancer, and Di-isodecyl phthalate (DIDP), which is known to the State of California to cause birth defects or other reproductive harm. For more information go to <a href="http://www.P65Warnings.ca.gov">www.P65Warnings.ca.gov</a> |
| REACH Regulation           |  <a href="#">REACH Declaration</a>   |
| REACH free of SVHC         | Yes   |
| EU RoHS Directive          | Pro-active compliance (Product out of EU RoHS legal scope)  <a href="#">EU RoHS Declaration</a>  |
| Toxic heavy metal free     | Yes   |
| Mercury free               | Yes   |
| RoHS exemption information |  <a href="#">Yes</a>   |

## Contractual warranty

|          |           |
|----------|-----------|
| Warranty | 18 months |
|----------|-----------|

## Wiring Diagram

### Modbus Connections



| Pin no.          |       | Signal              |
|------------------|-------|---------------------|
| 1                | -     | Drain (Modbus-SHLD) |
| 2                | Red   | + 24 VDC            |
| 3                | Black | 0 V/Modbus-GND      |
| 4                | White | D0                  |
| 5                | Blue  | D1                  |
| Connector casing |       | Shielding           |