LOADING PATTERN MATING SIDE

	01	02	03	04	05	06	07	08	09	10	11	12	13	14	15	16	17	18	19	20	21	22	23	24	25
y	0	0	0	0	0	0	0	0	0	0	0				0	0	0	0	0	0	0	0	0	0	0
h	6	6	6	6	5	5	5	5	5	5	5	5	5	5	5	5	A	A	A	A	A	A	A	G	G
g	5	5	5	5	5	5	5	5	5	5	5	5	5	5	5	5	A	A	A	A	A	A	A	A	A
f	5	5	5	5	5	5	5	5	5	5	5	5	5	5	5	5	A	A	A	A	A	A	A	A	A
e	5	5	5	5	5	5	5	5	5	5	5	5	4	5	5	5	A	A	A	A	A	A	A	A	A
d	5	5	5	5	5	5	5	5	5	5	5	5	5	5	5	5	A	A	A	A	A	A	A	A	A
c	5	5	5	5	5	5	5	5	5	5	5	5	5	5	5	5	A	A	A	A	A	A	A	A	A
b	5	5	5	5	5	5	5	5	5	5	5	5	5	5	5	5	A	A	A	A	A	A	A	A	A
a	5	5	5	5	5	5	5	5	5	5	5	5	5	5	5	5	A	A	A	A	A	A	A	A	A
z	0	0	0	0	0	0	0	0	0	0	0				0	0	0	0	0	0	0	0	0	0	0
POS	01				05					10					15					20					25	

LOADED CONNECTOR ASSEMBLY
(FOR EXAMPLE)

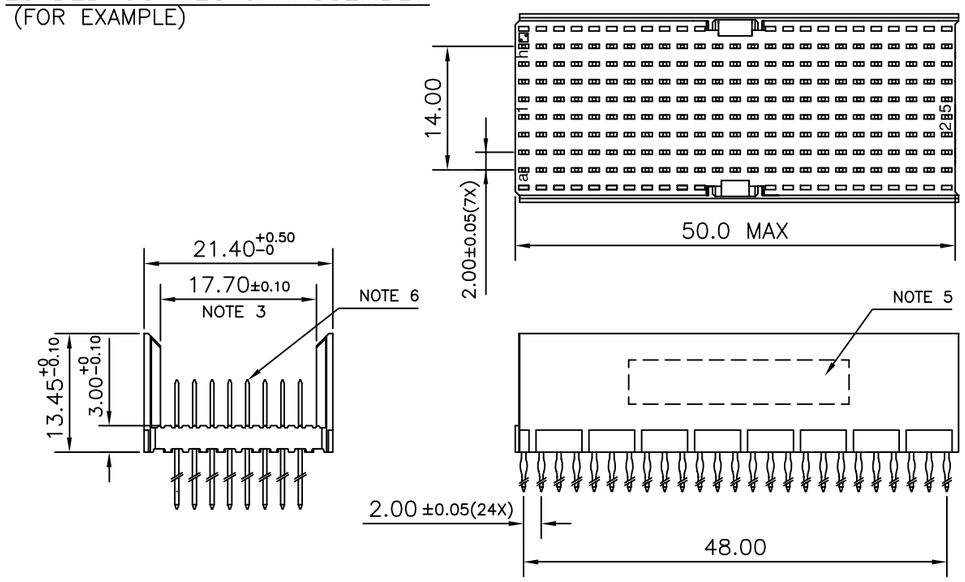

CONTACT OVERVIEW

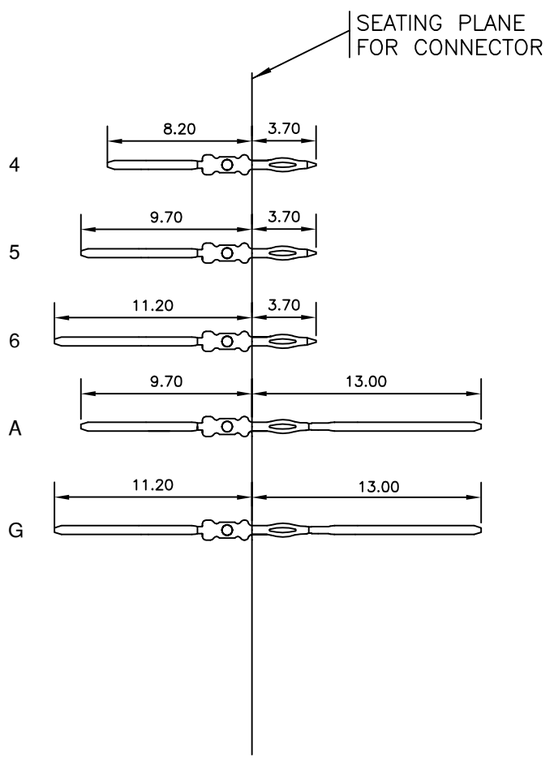

LAY-OUT P.C.B.-HOLE



HM2P95PKJ1C0- - -

LEAD FREE INDICATOR : LF = LEAD FREE
(DIGIT 15 & 16)

PLATING CODE (DIGIT 13 AND 14)
(REF DRW NO. BS,C , 201844 , 003)

NOTES

1. THIS PRODUCT IS CSA APPROVED.
2. THIS PRODUCT IS UL RECOGNIZED.
3. MEASURED AT THE BOTTOM.
4. MATERIAL CONTACT: PHOSPHORBRONZE
   HOUSING: CREAM WHITE GLASS FILLED POLYESTER UL-94V0
5. CONNECTOR PRINTED WITH P/N AND DATE CODE.
6. FOR ACTUAL CONTACT LOADINGS, SEE LOADING PATTERN MATING SIDE.
7. SHAPE OF CONNECTOR HOUSING CAN ALTER DEPENDING ON PRODUCTION LOCATION
8. THE PRODUCT (LF) MEETS EUROPEAN UNION DIRECTIVES AND OTHER COUNTRY REGULATIONS AS DESCRIBED IN GS-22-008
9. FOR RECOMMENDED PTH DIMENSIONS REFER DRAWING : BS, A , 201572 , 001

PART NO: HM2P95PKJ1C0- - - -

ltr	ecn no	dr	date
A	I06-0128	MINI	2006-07-21

mat'l. code	SEE NOTE 4	
surface	ISO 1302	√
tolerance	ISO 406 ISO 1101	
tolerances unless otherwise specified	angles 0°±1°	linear .0±0.2 / .00±0.1
projection	MM	
scale	–	
dr	MINI K VANDANATH	2006-07-21
engr	BIJU K PAUL	2006-07-21
chr	BIJU K PAUL	2006-07-21
appd	BIJU K PAUL	2006-07-21
sheet index	revision A / sheet 1	

product family: MILLIPACS

title: MPACS 8+2R STR HDR PF CONN TYPE DE

dwg no: BS, C ,203028, 720 — sheet 1 of 1 — size A3

type: Product Customer Drawing

form: A3

FCIconnect.com
Copyright FCI