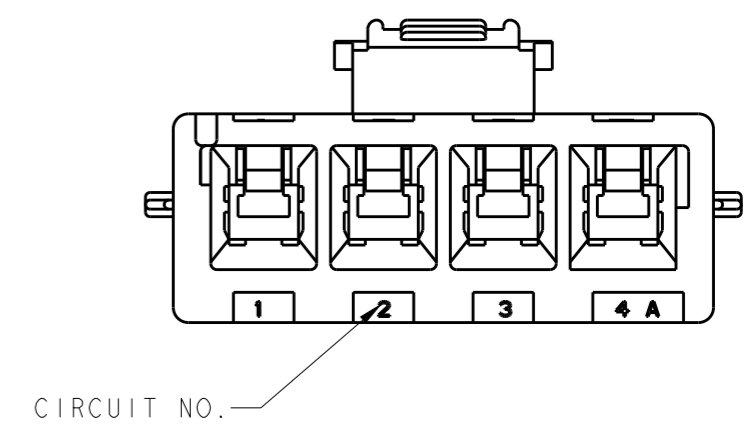
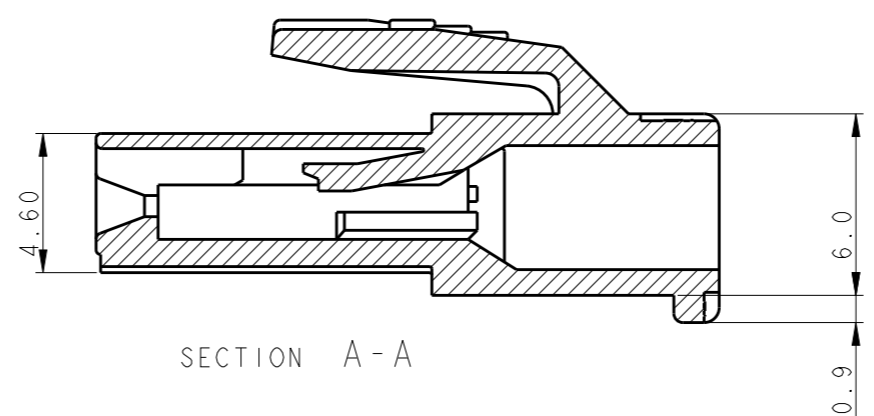
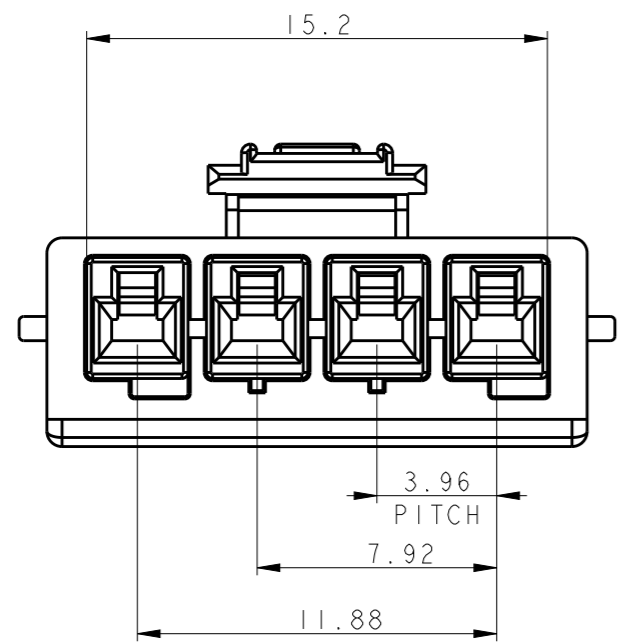
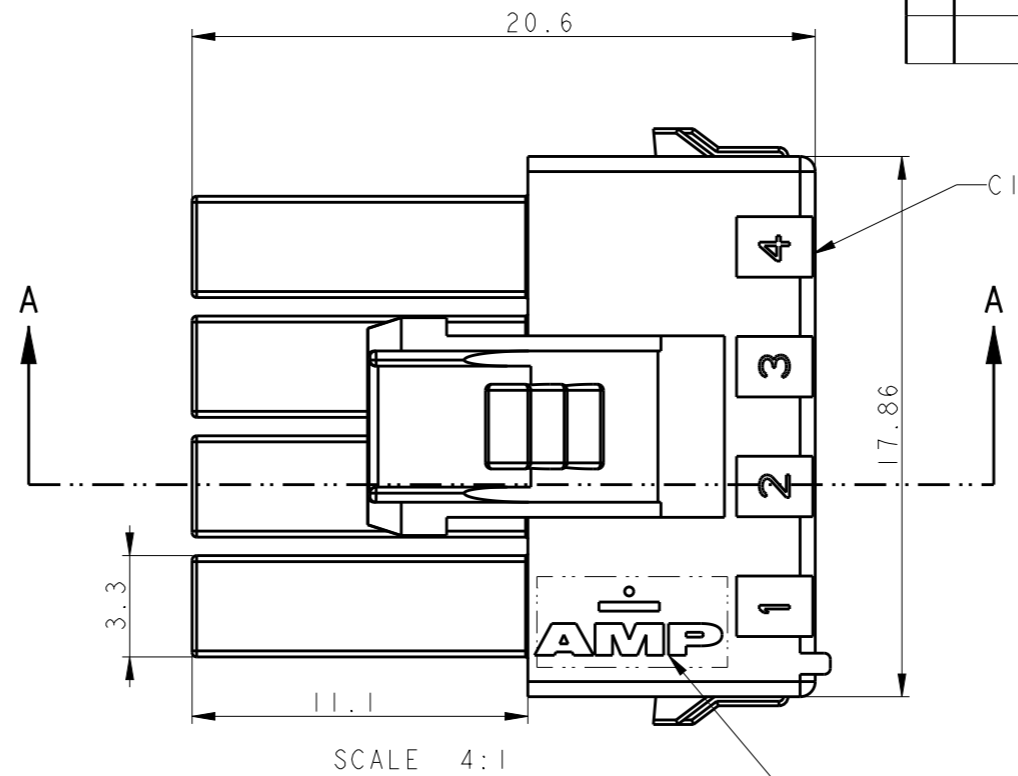


THIS DRAWING IS UNPUBLISHED. RELEASED FOR PUBLICATION 20
© COPYRIGHT 20 BY - ALL RIGHTS RESERVED.

REVISIONS					
P	LTR	DESCRIPTION	DATE	DWN	APVD
	A	RELEASED	01OCT'09	SC	JK
	B	REVISED PER ECR-19-009721	01JUL2019	M.G	D.Z

NOTE;
 1. THIS HOUSING ACCEPTS RECEPTACLE TERMINAL:
 - REC CONTACT: 177915-□ (AWG#16-#20)
 : 177914-□ (AWG#22-#26)
 2. MATING CONN. P/N:
 - CAP HSG: 1971599-1
 - TAB CONTACT: 177917-□ (AWG#16-#20)
 : 177916-□ (AWG#22-#26)
 3. APPLICABLE DOUBLE LOCK PLATE: 177920-1
 *IT SHOULD BE USED CERTAINLY WHEN CABLE ASS'Y
 4. GENERAL TOLERANCES: ±0.3
 5. MATERIAL: PA66, UL94V-0,
 COMPLY WITH GLOW WIRE REQUIREMENT FOR PARTS
 OF NON-METALLIC MATERIAL SUPPORTING A
 CURRENT-CARRYING CONNECTION DETAILED
 IN IEC 60335-1, SECTION 30(GWT).



2005251-6	BLUE
2005251-4	YELLOW
2005251-1	NATURAL
P/N	COLOR

THIS DRAWING IS A CONTROLLED DOCUMENT.		DWN SC KIM		TE Connectivity	
DIMENSIONS: mm		CHK BW KANG			
		TOLERANCES UNLESS OTHERWISE SPECIFIED:		NAME PDL 4P PLUG HSG 3.96mm S/R (GWT)	
		0 PLC ± 1 PLC ± 2 PLC ± 3 PLC ± 4 PLC ± ANGLES ±		PRODUCT SPEC 108-5410	
MATERIAL 5		FINISH -		APPLICATION SPEC 114-5175	
		WEIGHT -		SIZE A3	
		CUSTOMER DRAWING		CAGE CODE - DRAWING NO. 2005251	
				RESTRICTED TO	
				SCALE 3:1 SHEET 1 OF 1 REV B	