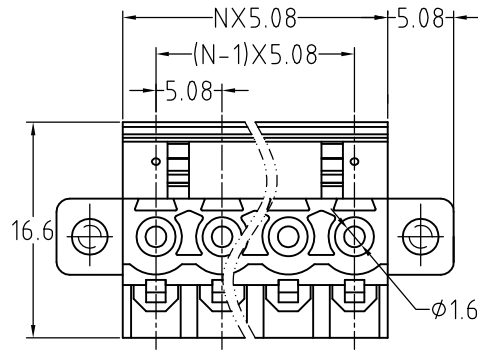
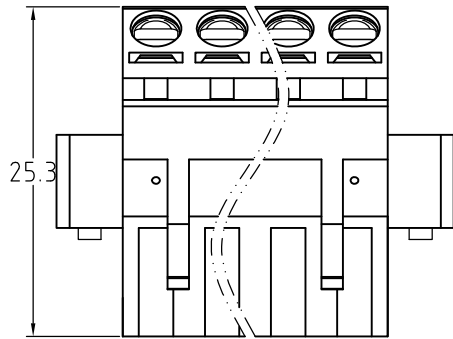
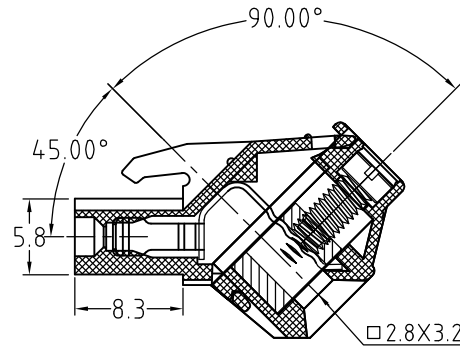
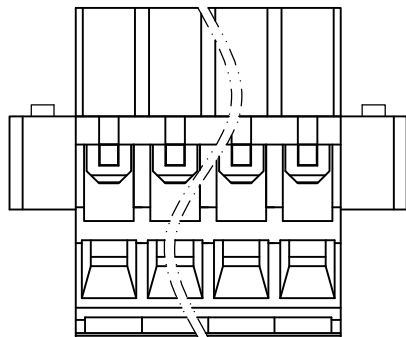


Transfer or duplication of this document as well as the utilisation or communication of its content are not permitted unless express consent is granted. Violations give rise to claims for damages. All rights reserved in case of patent, utility model or design patent registrations.



N=Number of contacts



Technical Data:

Electrical

Pitch: 5.08mm

Voltage rating: 300V

Current rating: 16 Amps

Contact resistance: 20mΩ(max)

Withstanding Voltage: 2500VAC(1min) Test time=60sec/1pcs

Wire range: 12-26AWG

Write strip length: 7-8mm

Mechanical:

Torque: 5.0kgf.cm/M3

Operating temperature: -40°C to +105°C

Safety approval:

RoHS Compliance

Part No.:

**OSTEMXX5152**

No. of Poles

02 2 Poles

03 3 Poles

... ..

24 24 Poles

COLOR

0: Black

2: Red

3: Orange

4: Yellow

5: Green (Standard)

6: Blue

8: Grey

Nonstandard colors

Mins could apply

6	Flange with screw	Steel / M2.5	Cr3+ plated	2
5	Screw	Steel / M3.0	Cr3+ plated	1xN
4	Contact	Copper Alloy	Ni plated	1xN
3	Wire guard	Copper Alloy	Tin plated	1xN
2	Cover	PA66 UL94V-0		1
1	Body	PA66 UL94V-0		1

ITEM	NAME OF PART	MATERIAL	NOTES	Q"TY
DWG	DATE	UNITS: MM	SHEET: 1 OF 1	Tolerance
CHK	DATE	SCALE: NONE 2.5:1	REV: A	X. ±0.50
APP	DATE	TITLE: OSTEM SERIES 5.08MM WITH FLANGE		X.XX ±0.30
		PART NO. OSTEMXX5152		X° ±1°
		DWG NO. OSTEMXX5152.DWG		



ON-SHORE TECHNOLOGY, INC.

REV	△ SIGN	DESCRIPTION	CHK.	DATE