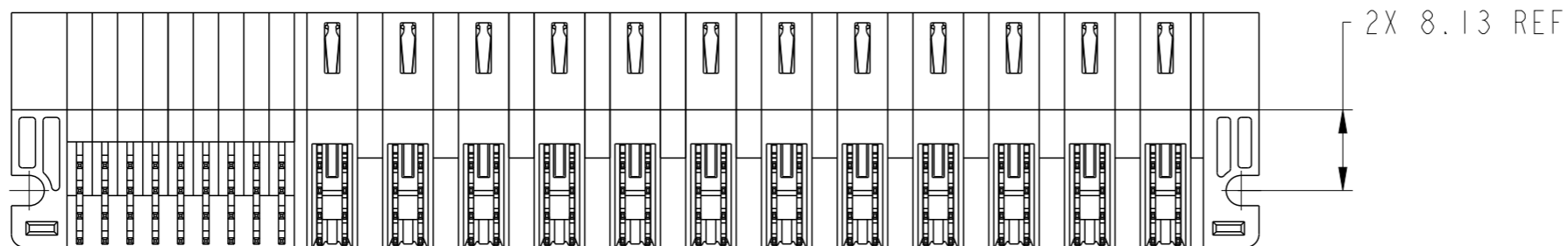
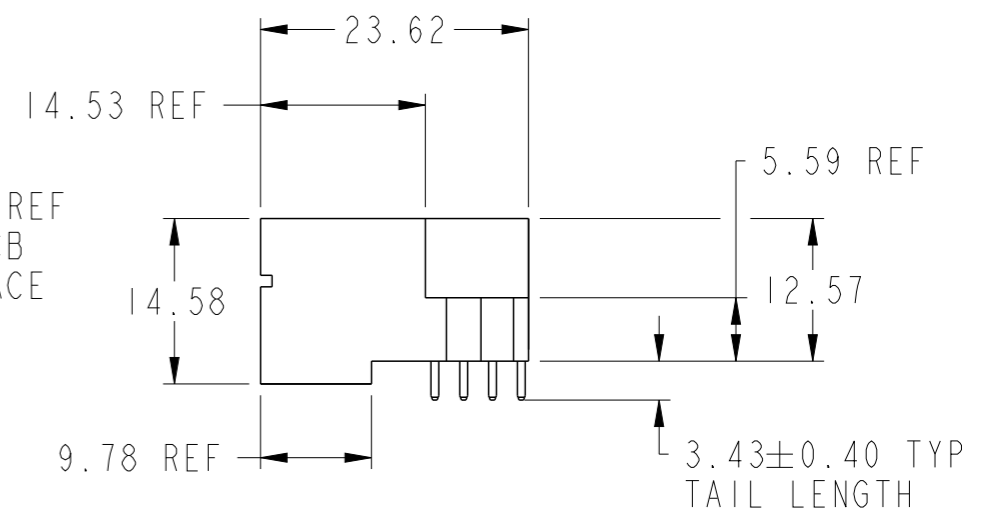
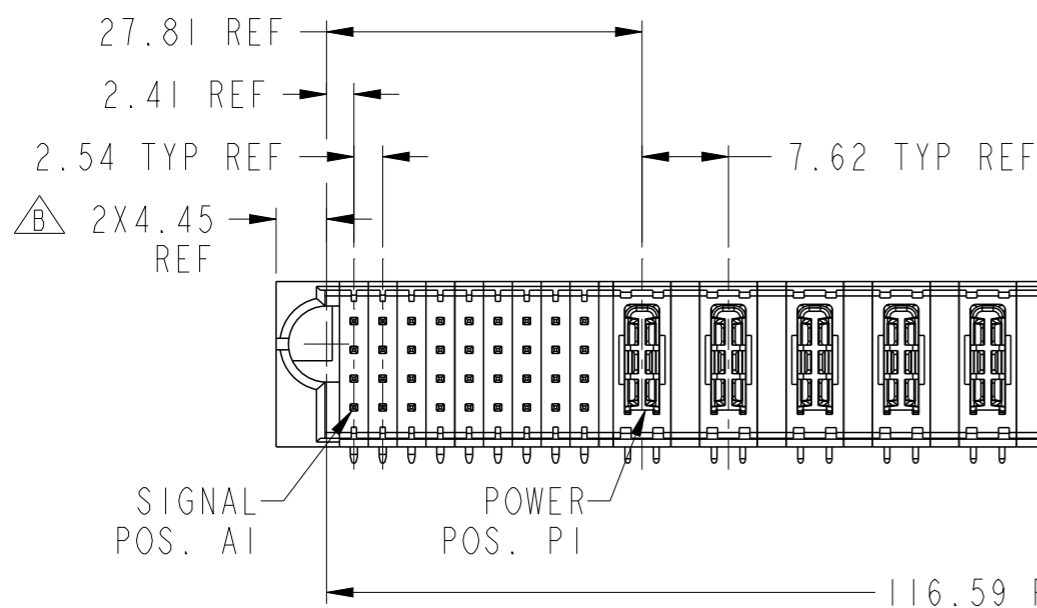
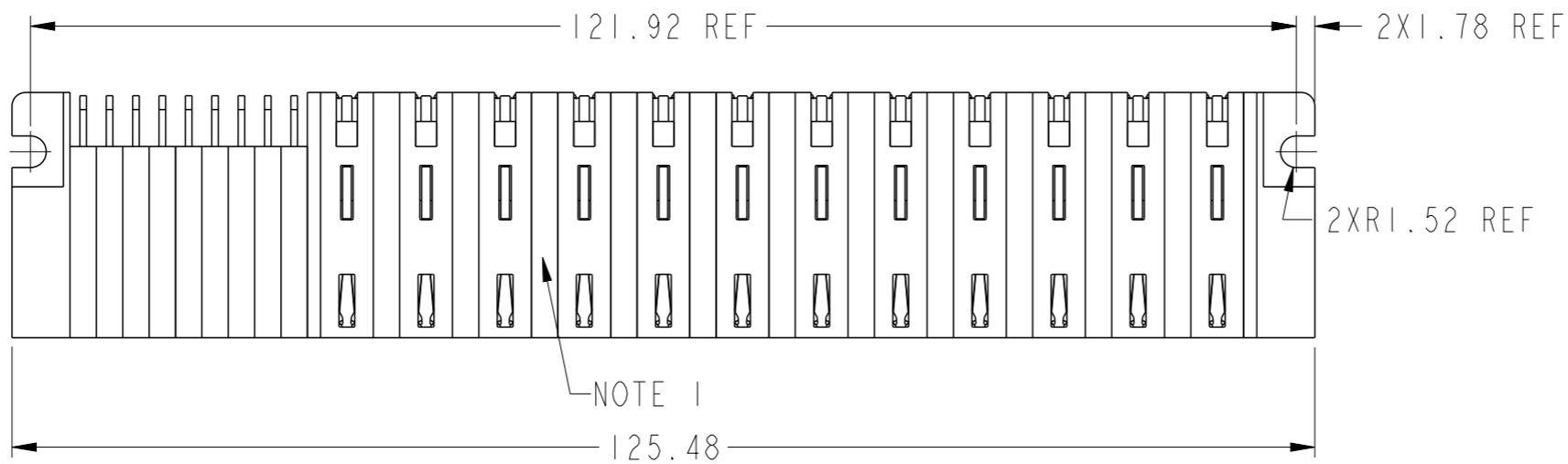


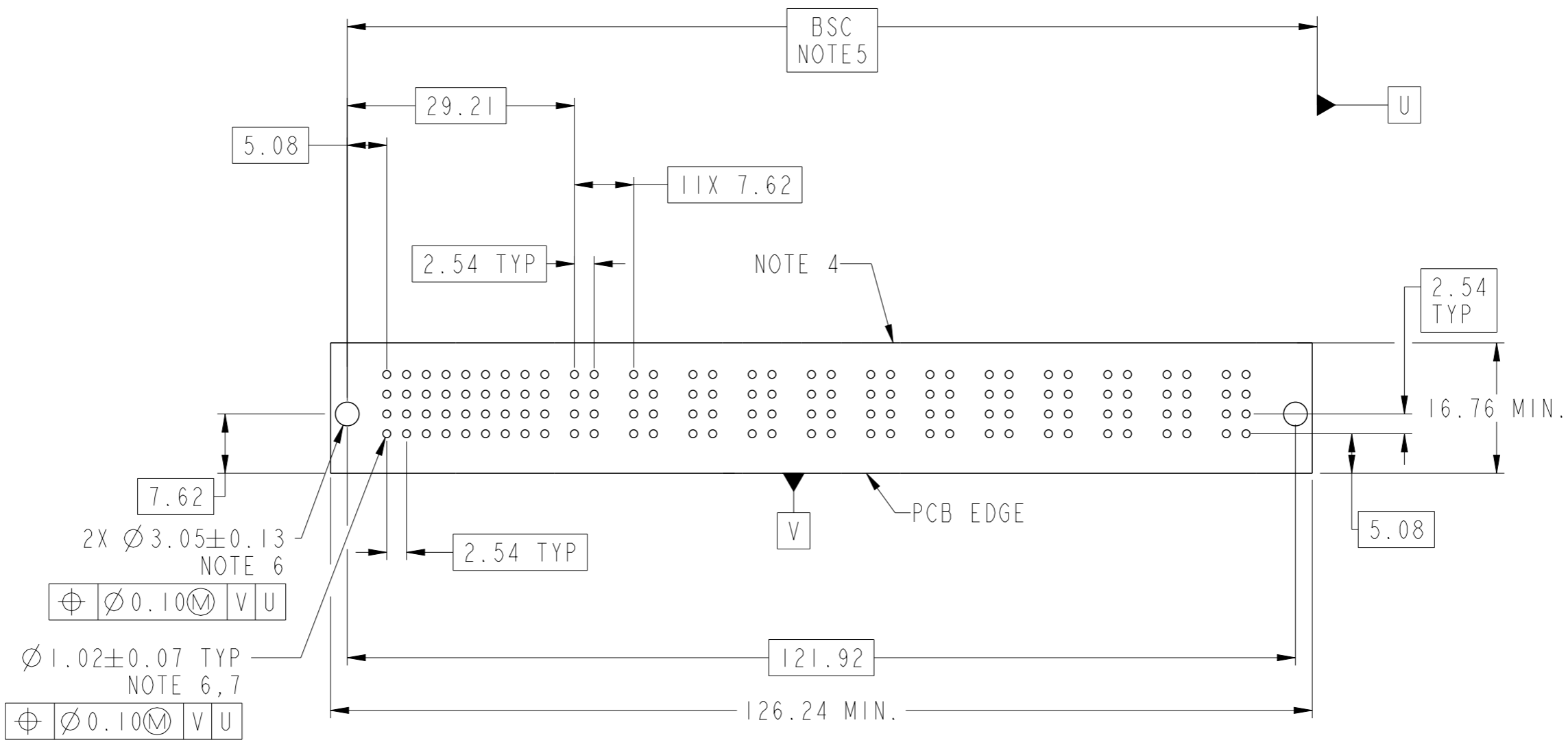
PRODUCT NUMBER SEE SHEET 2



Copyright FCI.

spec ref	*	dr	Peng-Bing Fu	2012/07/03	projection	MM	size	A3	scale	3:2
tolerance std	ASME Y14.5	eng	Peng-Bing Fu	2012/11/14			ecn no	ELX-DG-013143-1	rel level	Released
TOLERANCES UNLESS OTHERWISE SPECIFIED		chr	Shao-Qi Kuang	2012/11/15						
surface		linear	0.X	±0.5		title 36S + 12ACP RA STB HEADER	dwg no 10106116-C009001	rev B	ASME Y14.5 angular 0° ±2°	
			0.XX	±0.25					www.fci.com	cat. no.
		appr	Pei-Ming Zheng	2012/11/15					PDS: Rev :B	

PRODUCT NO.	ROWS	SIGNAL									HIGH POWER												E2
		E1	1	2	3	4	5	6	7	8	9	P1	P2	P3	P4	P5	P6	P7	P8	P9	P10	P11	
10106116-C009001LF	DCBA	U	U	U	U	U	U	U	U	U	H1	H1	H1	H1	H1	H1	H1	H1	H1	H1	H1	H1	H1
		R	R	R	R	R	R	R	R	R													



$2X \text{ } \varnothing 3.05 \pm 0.13$
 NOTE 6
 $\varnothing 0.10 \text{ (M)}$ V U
 $\varnothing 1.02 \pm 0.07$ TYP
 NOTE 6, 7
 $\varnothing 0.10 \text{ (M)}$ V U

CODE	DESCRIPTION
HI	STD HIGH POWER CONTACT (3.43)
R	STD SIGNAL CONTACT, ROW A (3.43)
S	STD SIGNAL CONTACT, ROW B (3.43)
T	STD SIGNAL CONTACT, ROW C (3.43)
U	STD SIGNAL CONTACT, ROW D (3.43)

dr	Peng-Bing Fu	2012/07/03	projection	MM	size	A3	scale	3:2
eng	Peng-Bing Fu	2012/11/14			ecn no		ELX-DG-013143-1	
chr	Shao-Qi Kuang	2012/11/15			rel level		Released	
appr	Pei-Ming Zheng	2012/11/15	product family		PwrBlade+			
			title 36S + 12ACP RA STB HEADER			dwg no 10106116-C009001		rev B
www.fci.com			cat. no.		Product - Customer Drw			sheet 2 of 3

Copyright FCI.

NOTES:

- 1) "FCI", PART NUMBER AND DATE CODE TO BE MARKED ON THIS SURFACE.
THE P/N CAN BE OMITTED IF THERE IS NOT ENOUGH SPACE ON THIS SURFACE.
- 2) MATERIALS:
-HOUSING - GLASS FILLED WITH HIGH TEMP THERMOPLASTIC, UL94V-0.
-SIGNAL CONTACT - COPPER ALLOY.
-POWER CONTACT - HIGH CONDUCTIVITY COPPER ALLOY.
- 3) PLATING SPECIFICATION REFER TO FCI 10116351
- 4) DENOTES CONNECTOR KEEP OUT ZONE.
- 5) DATUM AND BASIC DIMENSIONS WERE ESTABLISHED BY CUSTOMER.
- 6) ALL HOLE DIAMETERS ARE FINISHED HOLE SIZES.
- 7) 1.15 ± 0.025 MM DRILLED HOLE PLATED WITH 0.00762MM MIN Sn
OVER 0.0254-0.0762MM Cu PLATING TO ACHIEVE A 1.02 ± 0.07 MM HOLE.
- 8) PRODUCT SPECIFICATION REFER TO FCI GS-12-658.
APPLICATION SPECIFICATION REFER TO FCI GS-20-141.
PRODUCT PACKAGED IN TRAYS, REFER TO FCI GS-14-1502.
- △ 9) A △ SYMBOL WILL BE NEXT TO ANY DIMENSION, VIEW, OR NOTE WHICH HAS BEEN MODIFIED WITH THE CURRENT DRAWING REVISION.



Copyright FCI.

dr	Peng-Bing Fu	2012/07/03	projection 	MM 	size	A3	scale	3:2
eng	Peng-Bing Fu	2012/11/14			ecn no	ELX-DG-013143-1		
chr	Shao-Qi Kuang	2012/11/15			rel level	Released		
appr	Pei-Ming Zheng	2012/11/15	product family	PwrBlade+				
		title 36S + 12ACP RA STB HEADER		dwg no 10106116-C009001	rev B			
www.fci.com		cat. no.	Product - Customer Drw		sheet 3 of 3			