

## NON-ISOLATED DC/DC CONVERTERS

8.3 Vdc - 14 Vdc Input

0.75 Vdc - 5.0 Vdc/10 A Output

**bel**

Jan. 25, 2013


*Bel Power, Inc. , a subsidiary of Bel Fuse, Inc.*

**VRBC-10A2Ax**

**RoHS Compliant**

**Rev.B**

- Non-Isolated
- Fixed Frequency
- High Efficiency
- Low Cost
- Wide Input
- Flexible Output Voltage Sequencing
- Output Voltage Prebias
- Certificated to UL60950-1/CSA C22.2 No.60950-1, 2rd edition, am1
- Under-Voltage Lockout (UVLO)
- Over Temperature Shutdown
- OCP/SCP
- Wide Trim
- Remote Sense
- Remote On/Off
- Active Low/High (Option)
- Industrial Temperature Range



### Applications

- Networking
- Computers and peripherals
- Telecommunications

### Description

The Bel VRBC-10A2Ax are series of the non-isolated dc/dc converter Power Module. The modules use a SIP package. These converters are available in a range of output voltages from 0.75 Vdc to 5.0 Vdc over a wide range of input voltage ( $V_{IN} = 8.3 \text{ Vdc} - 14 \text{ Vdc}$ ). The Bel VRBC-10A2Ax has a sequencing feature that enables designers to implement various types of output voltage sequencing when powering. The efficiency is typically 95% at 5 Vdc output at full load.

### Part Selection

Output Voltage	Input Voltage	Max. Output Current	Max. Output Power	Typical Efficiency	Model Number Active Low	Model Number Active High
0.75 V - 5.0 V	8.3 V - 14 V	10 A	50.0 W	95%	VRBC-10A2AL	VRBC-10A2A0

**Notes:** Add "G" suffix at the end of the model number to indicate Tray Packaging.

### Part Number Explanation

$\frac{V}{1} \frac{R}{2} \frac{BC}{3} - \frac{10}{4} \frac{A}{5} \frac{2A}{6} \frac{x}{7}$

1---Vertical mount

2---RoHS 6, change "R" to "7" means RoHS 5

3---Series name

4---Series code

5---Wide input range (8.3-14V)

6---Wide trim

7---Option, "x" of the model part number to be 0-9, A-Z, which will represent the special request of customer.

## NON-ISOLATED DC/DC CONVERTERS

8.3 Vdc - 14 Vdc Input

0.75 Vdc - 5.0 Vdc/10 A Output



Jan. 25, 2013

Bel Power, Inc., a subsidiary of Bel Fuse, Inc.

### Absolute Maximum Ratings

Parameter	Min	Typ	Max	Notes
Input Voltage (continuous)	-0.3 V	-	15 V	
Output Enable Terminal Voltage	-0.3 V	-	15 V	
Sequencing Voltage <sup>1</sup>	-0.3 V	-	V <sub>in</sub>	
Ambient Temperature	-40 °C	-	85 °C	
Storage Temperature	-55 °C	-	125 °C	

**Notes:** All specifications are typical at 25 °C unless otherwise stated.

1. VRBC-10A2Ax series of modules include a sequencing feature that enables users to implement various types of output voltage sequencing in their applications. This is accomplished via an additional sequencing pin. When the sequencing feature is not used, tie the SEQ pin to V<sub>in</sub> or leave it unconnected.

### Input Specifications

Parameter	Min	Typ	Max	Notes
Input Voltage				
V <sub>o, set</sub> ≤ 3.63 V	8.3 V	12 V	14 V	
V <sub>o, set</sub> > 3.63 V	8.3 V	12 V	13.2 V	
Input Current (full load)	-	-	6.5 A	An input line fuse must always be used.
Input Current (no load)	-	80 mA	-	
Remote Off Input Current	-	2 mA	-	
Input Reflected Ripple Current (pk-pk)	-	-	100 mA	Tested with one 1000 uF/25 V AL input capacitor with ESR=0.03 ohm max and 4 x 47 uF/25 V tan capacitors with ESR=0.013 ohm max at 100 kHz, & simulated source impedance of 1000 nH, 5 Hz to 20 MHz.
Input Reflected Ripple Current (rms)	-	-	30 mA	
I <sup>2</sup> t Inrush Current Transient	-	0.2 A <sup>2</sup> s	0.4 A <sup>2</sup> s	
Turn-on Voltage Threshold	-	7.9 V		
Turn-off Voltage Threshold	-	7.8 V		

**Note:** All specifications are typical at 25 °C unless otherwise stated.

### Output Specifications

Parameter	Min	Typ	Max	Notes
Output Voltage Set Point	-2% V <sub>o, set</sub>	-	2% V <sub>o, set</sub>	V <sub>in</sub> =12 V, full load
Load Regulation	-	0.3% V <sub>o, set</sub>	-	
Line Regulation	-	0.2% V <sub>o, set</sub>	-	
Regulation Over Temperature (-40 °C to +85 °C)	-	0.4% V <sub>o, set</sub>	-	T <sub>ref</sub> =T <sub>amin</sub> to T <sub>amax</sub>
Output Current	0 A	-	10 A	
Current Limit Threshold	-	200% I <sub>o</sub>	-	
Short Circuit Surge Transient	-	1 A <sup>2</sup> s	3 A <sup>2</sup> s	
Ripple and Noise (pk-pk)	-	40 mV	100 mV	Tested with 0-20 MHz, with 10 uF tantalum capacitor & 1 uF ceramic capacitor
Ripple and Noise (rms)	-	20 mV	40 mV	

# NON-ISOLATED DC/DC CONVERTERS

8.3 Vdc - 14 Vdc Input

0.75 Vdc - 5.0 Vdc/10 A Output



Jan. 25, 2013

Bel Power, Inc., a subsidiary of Bel Fuse, Inc.

## Output Specifications

Parameter	Min	Typ	Max	Notes
Turn on Time	-	8 mS	20 mS	
Overshoot at Turn on	-	-	1% Vo,set	
Output Capacitance	0 uF	-	5000 uF	
<b>Transient Response</b>				
50% ~ 100% Max Load	-	100 mV	-	di/dt=2.5 A/uS; Vin=12 V; and with 470 uF tantalum capacitors at the output
Settling Time	Vo = 0.75 V - 5 V	50 uS	-	
100% ~ 50% Max Load	-	100 mV	-	
Settling Time	-	50 uS	-	

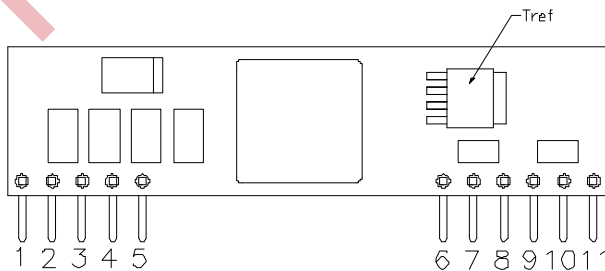
**Note:** All specifications are typical at nominal input, full load at 25 °C unless otherwise stated.

## General Specifications

Parameter	Min	Typ	Max	Notes
Efficiency				Measured at Vin=12 V, full load
Vo=5.0 V	-	95%	-	
Vo=3.3 V	-	93%	-	
Vo=2.5 V	-	92%	-	
Vo=1.8 V	-	90%	-	
Vo=1.5 V	-	89%	-	
Vo=1.2 V	-	87.5%	-	
Vo=0.75 V	-	81%	-	
Switching Frequency	265 kHz	300 kHz	335 kHz	
Over Temperature Shutdown <sup>1</sup>	-	130 °C	-	
Output Voltage Trim Range	0.7525 V	-	5.0 V	
Remote Sense Compensation	-	-	0.5 V	
MTBF	5,114,191 hours			Calculated Per Bell Core SR-332 (Io = 80% load; Vo=3.3 V; Vin=12 V; Ta = 25°C)
Dimensions				
Inches (L x W x H)	2.0 x 0.5 x 0.32			
Millimeters (L x W x H)	50.8 x 12.7 x 8.13			
Weight	-	7.1 g	-	

**Notes:** All specifications are typical at 25 °C unless otherwise stated.

- The Tref temperature measurement location:



# NON-ISOLATED DC/DC CONVERTERS

8.3 Vdc - 14 Vdc Input

0.75 Vdc - 5.0 Vdc/10 A Output



Jan. 25, 2013

Bel Power, Inc., a subsidiary of Bel Fuse, Inc.

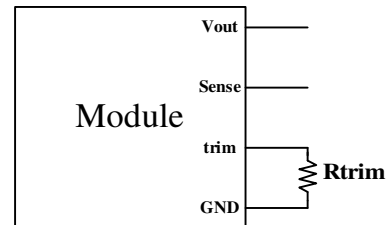
## Control Specifications

Parameter	Min	Typ	Max	Notes
<b>Remote On/Off</b>				
Signal Low (Unit Off)	-0.2 V	-	0.3 V	VRBC-10A2A0; Remote On/Off pin open, Unit on.
Signal High (Unit On)	-	-	Vin, max	
Signal Low (Unit On)	-0.2 V	-	0.3 V	VRBC-10A2AL; Remote On/Off pin open, Unit on.
Signal High (Unit Off)	2.5 V	-	Vin, max	
<b>Voltage Sequencing</b>				
Sequencing Delay Time	25 mS	-	-	Delay from Vin, min to application of voltage on SEQ pin
Sequencing Slew Rate Capability	-	-	2 V/mS	
Tracking Accuracy				Vinmin to Vinmax; Iomin to Iomax; Vseq<Vo
Power-Up	-	100 mV	200 mV	
Power-Down	-	200 mV	400 mV	

## Output Trim Equations

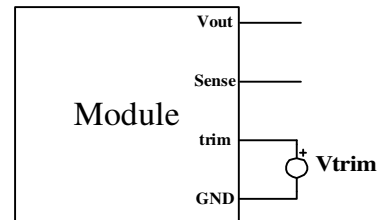
Equation for calculating the trim resistor (in  $\Omega$ ) given the desired output voltage ( $V_o$ ) is shown below. The Rtrim resistor should be connected between the trim pin and GND.

$$R_{trim} = \left[ \frac{10500}{V_o - 0.7525} - 1000 \right]$$



Equation for calculating the trim voltage (in V) given the desired output voltage ( $V_o$ ) is shown below. The Vtrim voltage should be connected between the trim pin and GND.

$$V_{trim} = \{0.7 - 0.0667 \times (V_o - 0.7525)\}$$



# NON-ISOLATED DC/DC CONVERTERS

8.3 Vdc - 14 Vdc Input

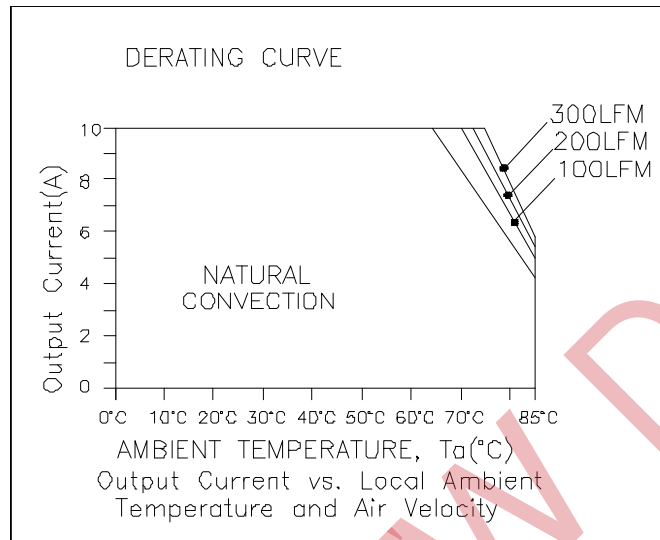
0.75 Vdc - 5.0 Vdc/10 A Output



Jan. 25, 2013

*Bel Power, Inc., a subsidiary of Bel Fuse, Inc.*

## Thermal Derating Curve



$V_{in}=12\text{ V}$ ,  $V_o=3.3\text{ V}$

# NON-ISOLATED DC/DC CONVERTERS

8.3 Vdc - 14 Vdc Input

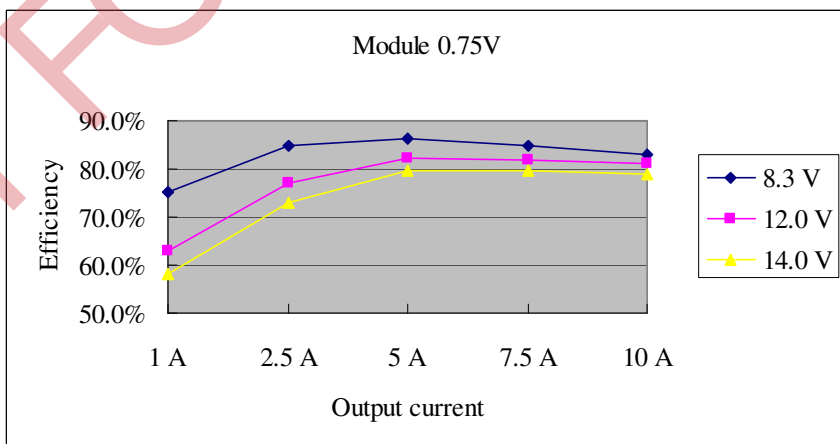
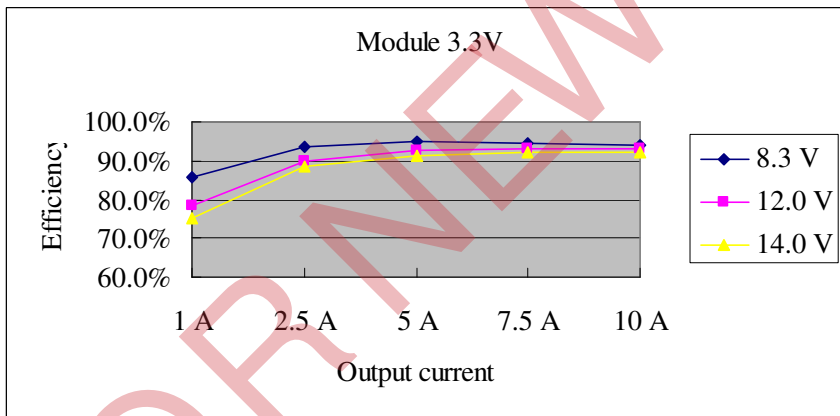
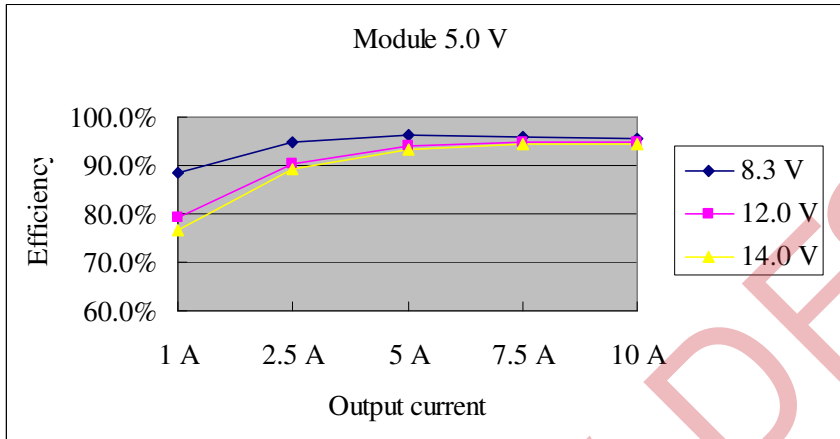
0.75 Vdc - 5.0 Vdc/10 A Output



Jan. 25, 2013

Bel Power, Inc., a subsidiary of Bel Fuse, Inc.

## Efficiency Data



# NON-ISOLATED DC/DC CONVERTERS

8.3 Vdc - 14 Vdc Input

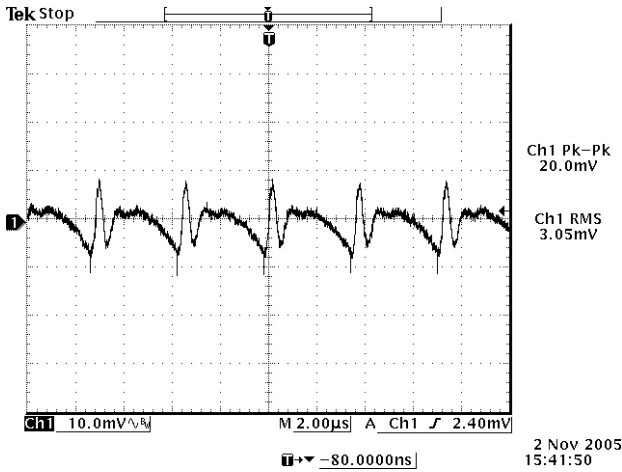
0.75 Vdc - 5.0 Vdc/10 A Output



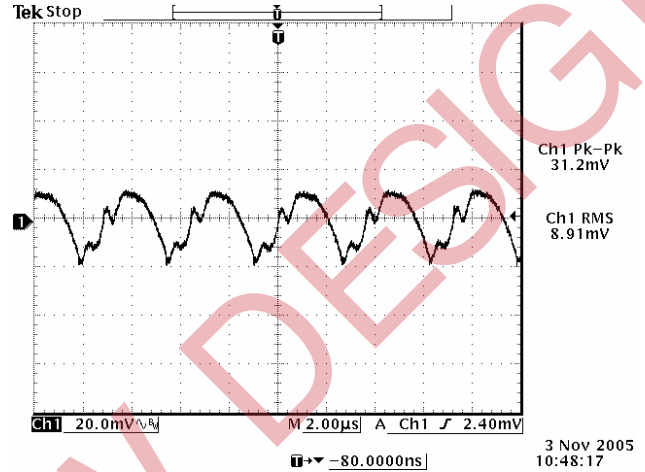
Jan. 25, 2013

Bel Power, Inc., a subsidiary of Bel Fuse, Inc.

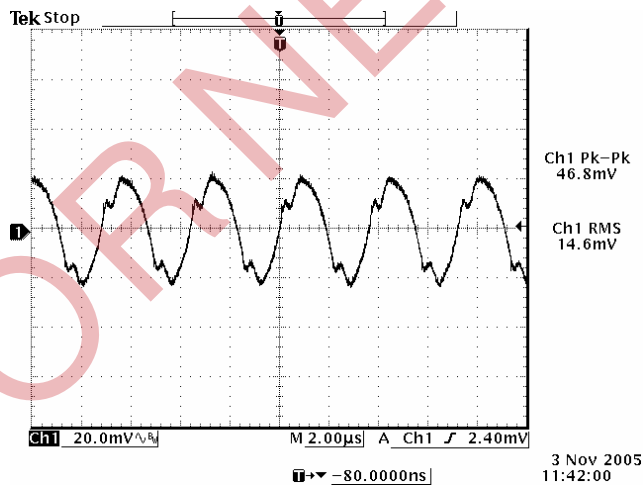
## Ripple and Noise Waveforms



12 Vdc input, 0.75 V output



12 Vdc input, 3.3 V output



12 Vdc input, 5.0 V output

**Note:** Ripple and Noise at full load, with 10  $\mu$ F tantalum capacitor and 1  $\mu$ F ceramic capacitor at the output, and  $T_a=25$  deg C.

# NON-ISOLATED DC/DC CONVERTERS

8.3 Vdc - 14 Vdc Input

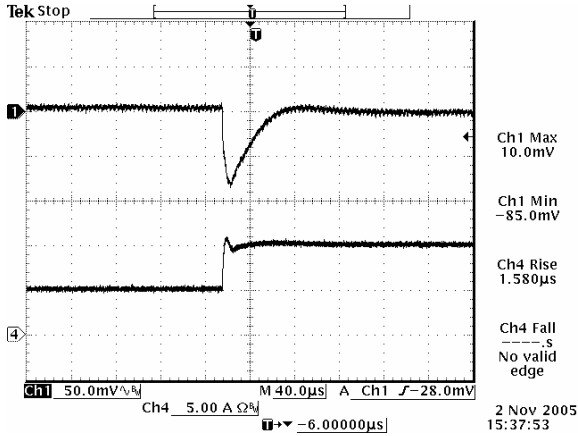
0.75 Vdc - 5.0 Vdc/10 A Output



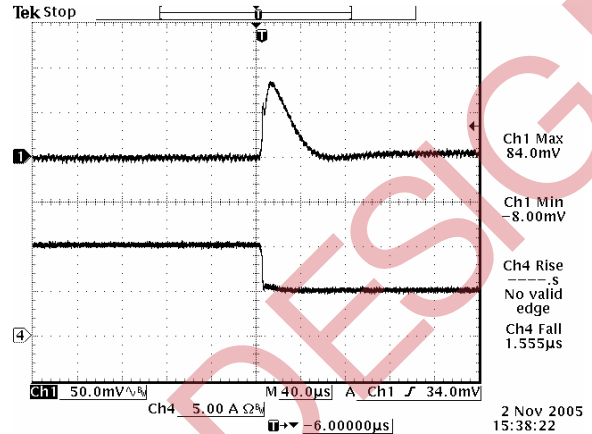
Jan. 25, 2013

Bel Power, Inc., a subsidiary of Bel Fuse, Inc.

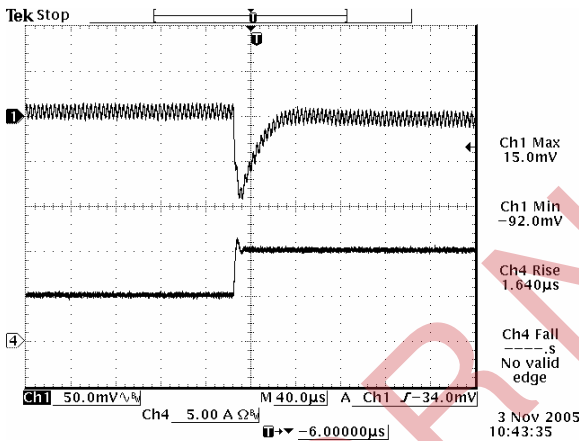
## Transient Response Waveforms



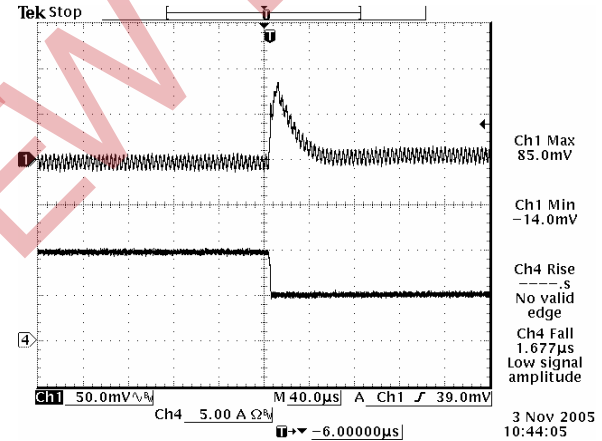
Transients 50% to 100% load 0.75 Vdc output



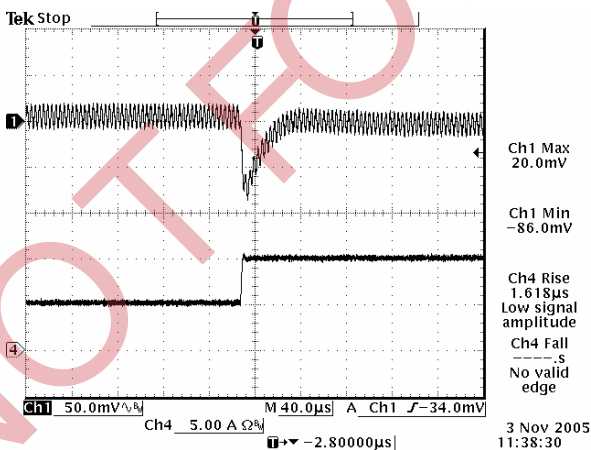
Transients 100% to 50% load 0.75 Vdc output



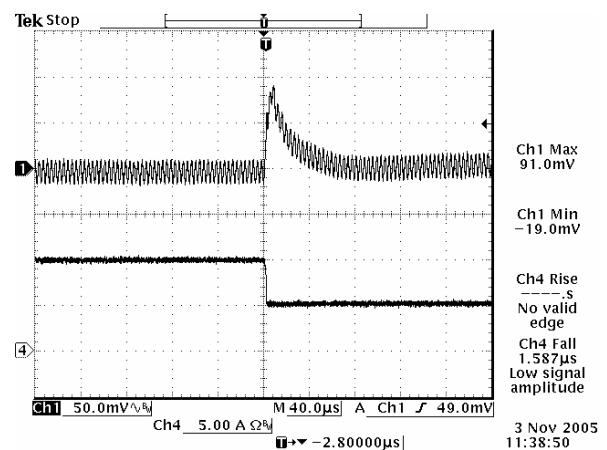
Transients 50% to 100% load 3.3 Vdc output



Transients 100% to 50% load 3.3 Vdc output



Transients 50% to 100% load 5.0 Vdc output



Transients 100% to 50% load 5.0 Vdc output

**Note:** Transient response at 12 V input,  $di/dt=2.5$  A/uS, with external 470 uF tantalum capacitor at the output,  $T_a=25$  deg C.



# NON-ISOLATED DC/DC CONVERTERS

8.3 Vdc - 14 Vdc Input

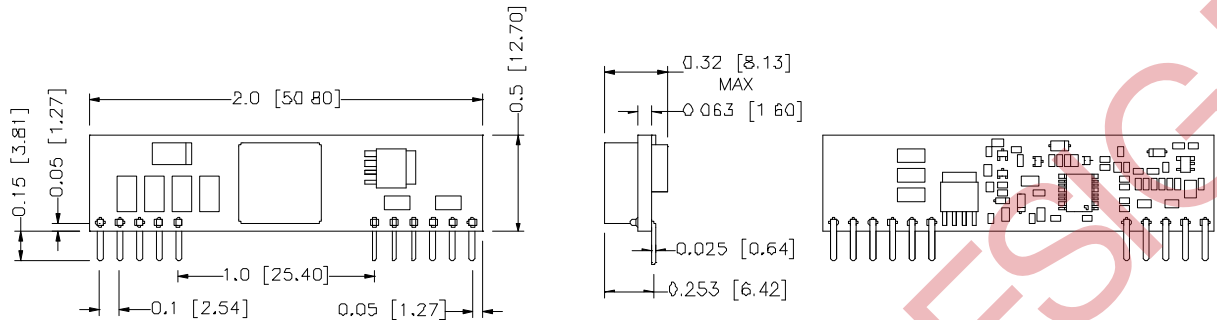
0.75 Vdc - 5.0 Vdc/10 A Output



Jan. 25, 2013

Bel Power, Inc., a subsidiary of Bel Fuse, Inc.

## Mechanical Outline

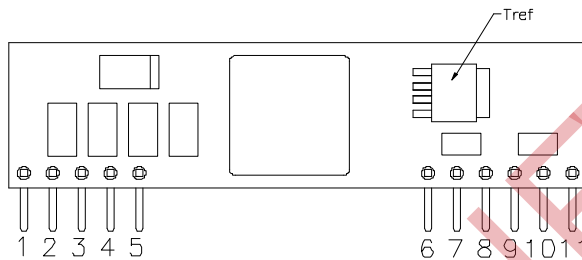


UNIT: INCH [MM]


TOP VIEW

SIDE VIEW

BACK VIEW



RECOMMENDED PAD LAYOUT



HOLE SIZE:  $\varnothing 0.043 \pm 0.003$  [1.08  $\pm$  0.08]  
 PAD SIZE: W  $0.063 \pm 0.002$  [1.63  $\pm$  0.05]  
 L  $0.10 \pm 0.004$  [2.54  $\pm$  0.10] BOTH SIDE

## Pin Connections

Pin	Function
1	Vo
2	Vo
3	Vo, sense
4	Vo
5	GND
6	GND
7	Vin
8	Vin
9	SEQ
10	TRIM
11	On/Off

### Note:

- 1) All Pins: Material - Copper Alloy;  
Finish – 3 micro inches minimum Gold over 50 micro inches minimum Nickel plate.
- 2) Undimensioned components are shown for visual reference only.
- 3) All dimensions in inches (mm); Tolerances: x.xx +/-0.02 in. (x.x +/-0.5mm) x.xxx +/-0.010 in. (x.xx +/-0.25mm).

## NON-ISOLATED DC/DC CONVERTERS

8.3 Vdc - 14 Vdc Input

0.75 Vdc - 5.0 Vdc/10 A Output



Jan. 25, 2013

Bel Power, Inc. , a subsidiary of Bel Fuse, Inc.

### Revision History

Date	Revision	Changes Detail	Approval
2007-01-17	A	Change version to A	Lynn
2013-01-25	B	Update UL.	HL

### RoHS Compliance

Complies with the European Directive 2002/95/EC, calling for the elimination of lead and other hazardous substances from electronic products.



©2013 Bel Fuse Inc. Specifications subject to change without notice. 012513

#### CORPORATE

**Bel Fuse Inc.**  
206 Van Vorst Street  
Jersey City, NJ 07302  
Tel 201-432-0463  
Fax 201-432-9542  
[www.belfuse.com](http://www.belfuse.com)

#### FAR EAST

**Bel Fuse Ltd.**  
8F/ 8 Luk Hop Street  
San Po Kong  
Kowloon, Hong Kong  
Tel 852-2328-5515  
Fax 852-2352-3706  
[www.belfuse.com](http://www.belfuse.com)

#### EUROPE

**Bel Fuse Europe Ltd.**  
Preston Technology Management Centre  
Marsh Lane, Suite G7, Preston  
Lancashire, PR1 8UD, U.K.  
Tel 44-1772-556601  
Fax 44-1772-888366  
[www.belfuse.com](http://www.belfuse.com)