

65 Watt Universal Input, Desktop Adapter

INPUT SPECIFICATIONS

All specifications are typical at nominal input, full load.

INPUT SPECIFICATIONS

Input Voltage	AC 100 – 240VAC
Input Frequency	50 – 60Hz
Input Current	65W: 1.4A Max / 72W: 1.6A Max
Protection	Internal Primary Current Fuse, Inrush Limiting



OUTPUT SPECIFICATIONS

Output Voltage	See Chart
Efficiency	DoE Level VI, Energy Star, ErP Stage 2, NRCAN & GEMS Level VI Certified
Protection	Short Circuit Protection
	Over Current Protection (@180% Output A max)
	Over Voltage Protection
Ripple	1 - 2 % Vp-p (max)
Hold-Up Time	10 mS (min)
Transient Response	0.5mS for 50% Load Change(typ)
Load Regulation	± 5% (typ)
Leakage Current	0.25mA @ 2 pin / 3.5mA @ 3 pin

GENERAL SPECIFICATIONS

MTBF(Calculated)	300,000 Calculated Hours at 25°C, by Telcordia SR-332
Dielectric Withstanding Voltage	3,000 VAC Primary – Secondary
EMI Conduction & Radiation	Compliance to EN55022 Class B
Harmonic Current	Compliance to EN61000-3-2,3
EMS Immunity	Compliance to EN61000-4-2,3,4,5,6,8,11
Safety Approvals	UL/cUL/CE/CB/GS/PSE/FCC

FEATURES

- **CEC/DoE LEVEL VI**
- UNIVERSAL INPUT (AC100-240V)
- OVER VOLTAGE PROTECTION
- OVER CURRENT PROTECTION
- SHORT CIRCUIT PROTECTION
- ROHS COMPLIANT

ENVIRONMENTAL SPECIFICATIONS

Operating Temperature	0°C ~ +40°C
Storage Temperature	-20°C ~ +80°C
Cooling	Convection
Operating Humidity	20 – 80% Rh
Storage Humidity	10 – 90% Rh

MECHANICAL SPECIFICATIONS

Case Dimension	L115 x W53 x H38(mm)
Input Configuration	IEC320-C14 (Optional C6)
DC Cord	18AWG (Optional 16 AWG & 20AWG)
Output Connector	See Chart
Weight	310g (Ref)

Model Number	Output Voltage	Output Current	Max Output Power
KTPS65-1250DT-3P-VI	12.0V	5.00A	60W
KTPS65-13548DT-3P-VI	13.5V	4.82A	65W
KTPS65-1543DT-3P-VI	15.0V	4.30A	65W
KTPS65-1640DT-3P-VI	16.0V	4.00A	64W
KTPS65-1836DT-3P-VI	18.0V	3.60A	65W
KTPS65-1934DT-3P-VI	19.0V	3.40A	65W
KTPS65-2032DT-3P-VI	20.0V	3.25A	65W
KTPS65-2430DT-3P-VI	24.0V	3.00A	72W
KTPS65-2427DT-3P-VI	24.0V	2.71A	65W
KTPS65-2427DT-3P-VI-HP*	24.0V	2.71A	65W
KTPS65-3021DT-3P-VI	30.0V	2.17A	65W
KTPS65-3220DT-3P-VI	32.0V	2.04A	65W
KTPS65-3220DT-3P-VI-HP**	32.0V	2.04A	65W
KTS65-4813DT-3P-VI	48.0V	1.36A	65W
KTPS65-5611DT-3P-VI	56.0V	1.17A	65W

* = 11A Peak Current

** = 3.9A Peak Current

Part Number Key:

KTPS65- xxx yy DT 3P-VI- z - p

xxx = output voltage

yy = output current

z = AC input plug

p = output connector

12=12.0V 135 = 13.5V example

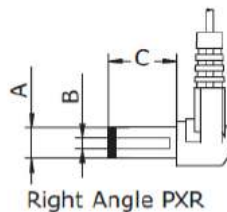
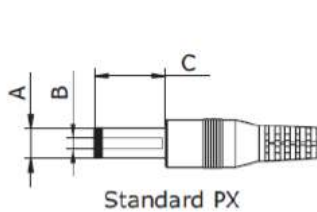
55 = 5.5 amp example

C = IEC 320 C14, D=IEC 320 C6

P1/(R)* = 2.1/5.5/9.5mm, P2/(R)* = 2.5/5.5/9.5...

* R = Right Angle Connectors

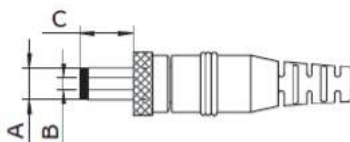
Standard DC Plug



	A	B	C	Unit
P1 / P1R	5.5	2.1	9.5	mm
P2 / P2R	5.5	2.5	9.5	mm
P3 / P3R	3.5	1.35	9.5	mm
P4 / P4R	3.8	1.35	9.5	mm
P5 / P5R	3.8	1.05	9.5	mm

P100 = User Defined

Locking DC Plug



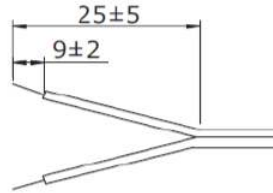
	A	B	C	Unit
P6	5.5	2.1	9.5	mm
P7	5.5	2.5	9.5	mm



KTPS65 Series

CEC/DoE Level VI

Stripped and Tinned



ST = Stripped and Tinned

Mechanical Drawing:

