

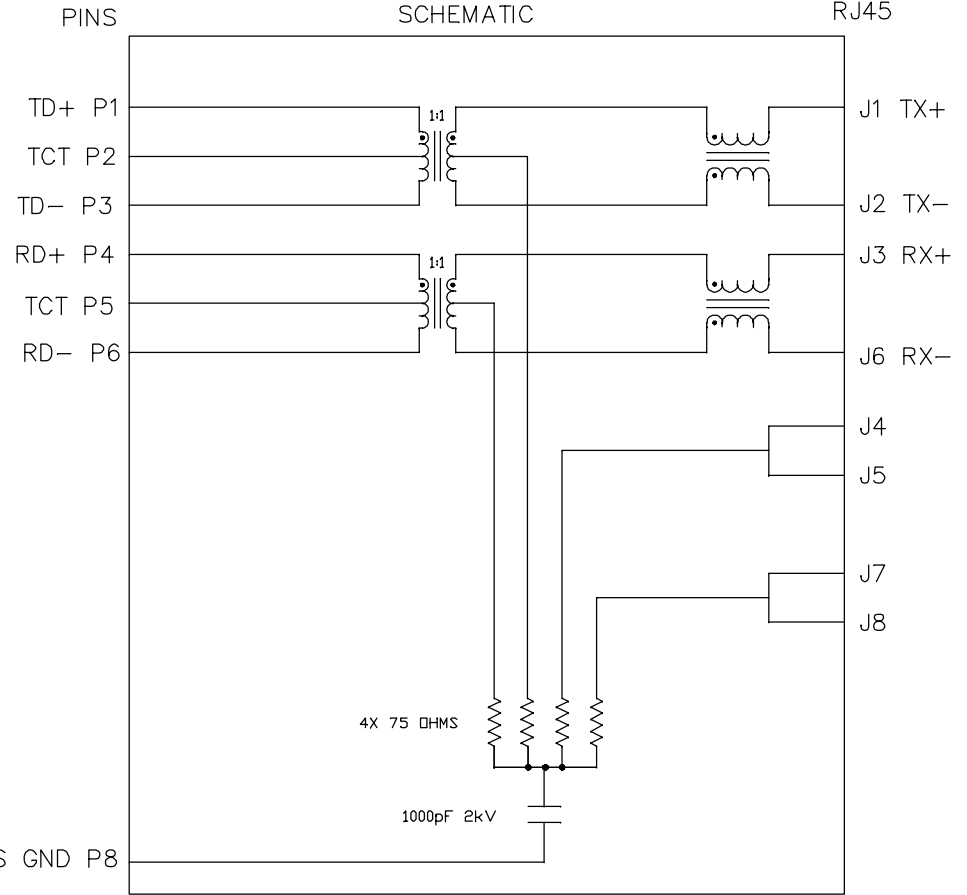
THE INFORMATION CONTAINED HEREIN IS CONSIDERED 'PROPRIETARY' TO BEL FUSE INC. AND SHALL NOT BE COPIED, REPRODUCED OR DISCLOSED WITHOUT THE WRITTEN APPROVAL OF BEL FUSE INC.

PRELIMINARY



ELECTRICAL CHARACTERISTICS @ 25°C

- 1.0 TURNS RATIO: (P4-P5-P6) : (J3-J6) : 1CT : 1CT ± 3%
(P1-P2-P3) : (J1-J2) : 1CT : 1CT ± 3%
- 2.0 INDUCTANCE: (P4-P6) : 350uH MIN. @ 0.1V, 100KHz, 8mA DC Bias
(P1-P3) : 350uH MIN. @ 0.1V, 100KHz, 8mA DC Bias
- 3.0 LEAKAGE INDUCTANCE: P6-P4 (WITH J6 AND J3 SHORT) : 0.3uH MAX. @ 1MHz
P1-P3 (WITH J2 AND J1 SHORT) : 0.3uH MAX. @ 1MHz
- 4.0 INTERWINDING CAPACITANCE: (P6,P5,P4) TO (J6,J3) : 30pF MAX @ 1MHz
(P3,P2,P1) TO (J2,J1) : 30pF MAX. @ 1MHz
- 5.0 DC RESISTANCE: (J6-J3)=(J2-J1) : 1.35 ohms Max.
- 6.0 RETURN LOSS: (P4-P6)=100 OHMS AND (P1-P3)=100 OHMS REF.
1MHz TO 30MHz : -18dB MIN.
60MHz TO 80MHz : -12dB MIN.
NOTE: 100 OHMS CONNECTED TO (J2-J1) OR (J6-J3).
- 7.0 DIELECTRIC WITHSTAND: (J1, J2) TO (P1, P3) : 1500 Vrms
(J3, J6) TO (P4, P6) : 1500 Vrms
- 8.0 INSERTION LOSS: RS=RL=100 ohms : -1.1 dB MAX
100KHz TO 100MHz
- 9.0 RISE TIME: RS=100 OHMS AND RL = 100 OHMS : 3.0 nS MAX
OUTPUT VOLTAGE = 1 V peak : 3.0 nS MAX
PULSE WIDTH= 112nS
- 10.0 CROSS TALK: 1-100 MHz : -33 dB MIN
- 11.0 COMMON TO COMMON MODE ATTENUATION: 30MHz TO 100MHz: -35dB MIN
- 12.0 OPERATING TEMPERATURE: 0°C TO +70°C.



NOTES

1.0 PINS WITHOUT ELECTRICAL CONNECTION ARE OMITTED.

ORIGINATED BY
CHOW WANCHUNG
DATE 2020-10-27
DRAWN BY
XIE YIMING
DATE 2020-10-27

TITLE
10/100 BT MagJack®
TAB UP, UNSHIELDED

PART NO. / DRAWING NO.
SI-80081-F
FILE NAME
SI-80081-F_PA.DWG

STANDARD DIM. TOL. IN INCH	[] METRIC DIM. AS REF.
.X	UNIT : INCH [mm]
.XX	SCALE : N/A
.XXX	SIZE : A4

REV. : PA PAGE : 2


a bel group

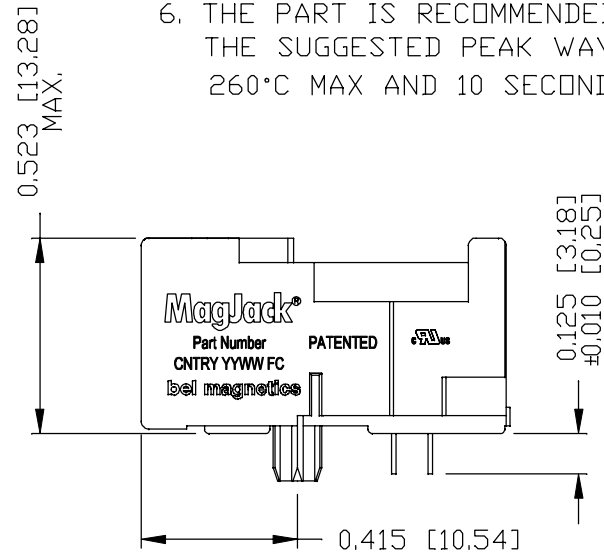
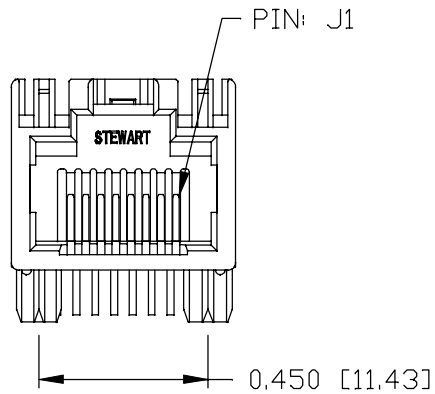
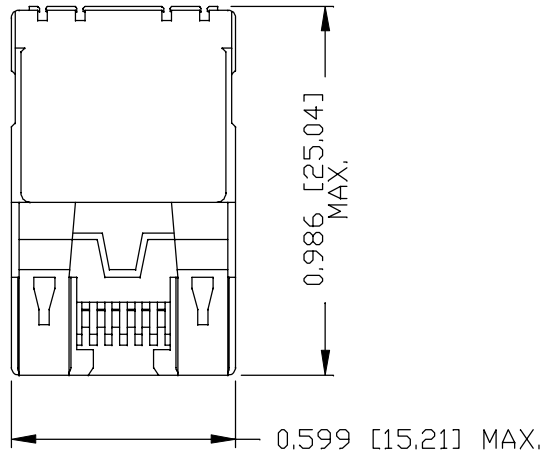
THE INFORMATION CONTAINED HEREIN IS CONSIDERED 'PROPRIETARY' TO BEL FUSE INC. AND SHALL NOT BE COPIED, REPRODUCED OR DISCLOSED WITHOUT THE WRITTEN APPROVAL OF BEL FUSE INC.

PRELIMINARY



NOTES:

- CONNECTOR MATERIALS:
 HOUSING: THERMOPLASTIC UL94 V-0
 CONTACT/SHIELD: COPPER ALLOY
 SHIELD PLATING: NICKEL OR TIN
 CONTACT PLATING: 15 MICRO-INCH SELECTIVE HARD GOLD PLATING OR EQUIVALENT IN CONTACT AREA.
- PIN NOT ELECTRICALLY CONNECTED MAYBE OMITTED, SEE ELECTRICAL DRAWING FOR OMITTED PINS.
- TOLERANCES COMPLY WITH F.C.C. DIMENSION REQUIREMENTS.
- THE PRODUCT IS RoHS COMPLIANT.
 UL RECOGNIZED - FILE #E474585.
- FOR PRODUCT SPECIFICATIONS SEE QUAL-WORK-CU.
- THE PART IS RECOMMENDED FOR WAVE SOLDERING, THE SUGGESTED PEAK WAVE SOLDERING CONDITION IS 260°C MAX AND 10 SECONDS MAX.




ORIGINATED BY
SANDY LIN
DATE 2020-10-27
DRAWN BY
RUAN WENJUN
DATE 2020-10-27

TITLE
10/100 BT MagJack®
TAB UP, UNSHIELDED

PART NO. / DRAWING NO.
SI-80081-F
FILE NAME
SI-80081-F_PA.DWG

STANDARD DIM. TOL. IN INCH	[] METRIC DIM. AS REF.
.X	UNIT : INCH [mm]
.XX	SCALE : N/A
.XXX ±0.005	SIZE : A4

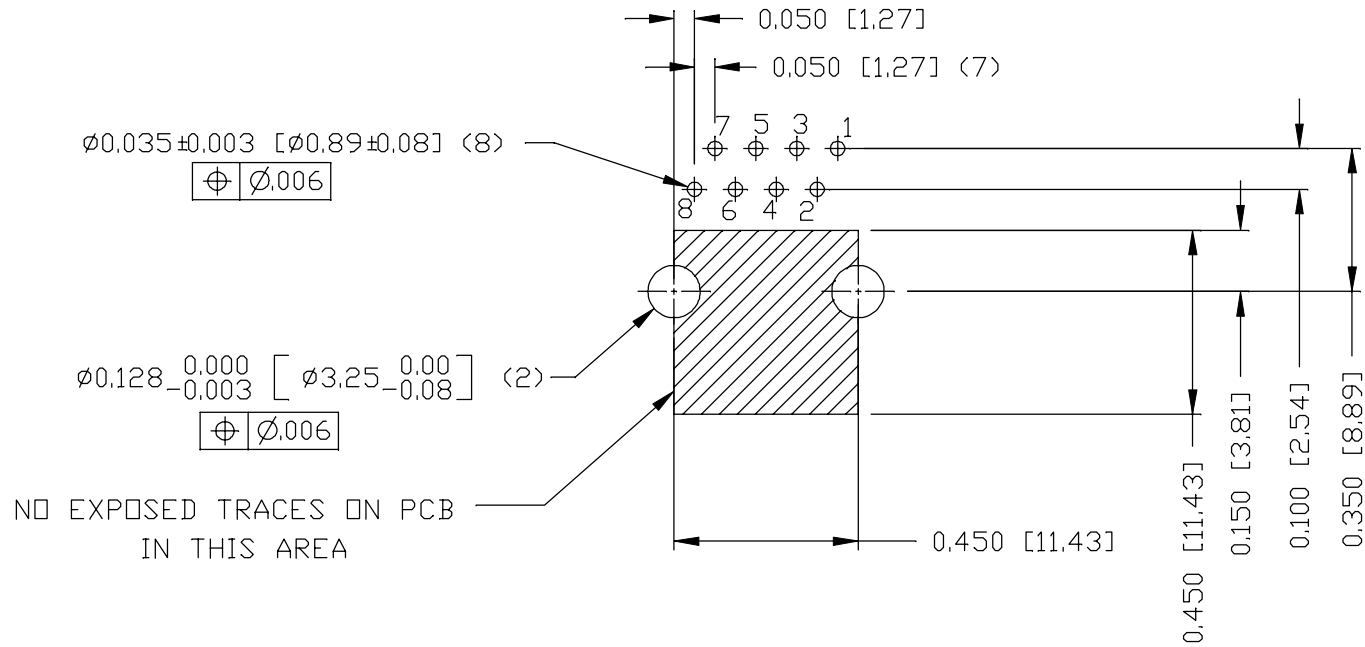
REV. : PA PAGE : 3



a bel group

THE INFORMATION CONTAINED HEREIN IS CONSIDERED 'PROPRIETARY' TO BEL FUSE INC. AND SHALL NOT BE COPIED, REPRODUCED OR DISCLOSED WITHOUT THE WRITTEN APPROVAL OF BEL FUSE INC.

PRELIMINARY



P.C.B. RECOMMENDED HOLE LAYOUT
SEEN FROM COMPONENT SIDE

ALL CENTERLINE DIMENSIONS ARE BASIC

REV. : PA PAGE : 4

ORIGINATED BY
SANDY LIN
DATE 2020-10-27
DRAWN BY
RUAN WENJUN
DATE 2020-10-27

TITLE
10/100 BT MagJack®
TAB UP, UNSHIELDED

PART NO. / DRAWING NO.
SI-80081-F
FILE NAME
SI-80081-F_PA.DWG

STANDARD DIM. TOL. IN INCH	[] METRIC DIM. AS REF.
.X	UNIT : INCH [mm]
.XX	SCALE : N/A
.XXX	SIZE : A4

