


S-PT-1X2-24DC-1/2"

Order No.: 2882569



<http://eshop.phoenixcontact.de/phoenix/treeViewClick.do?UID=2882569>

Surge protection in the IP67 screw-on module for measuring sensors, direct mounting with 1/2" NPT outer thread, cable screw connection for the signal cable, two-stage protective circuit.

| Commercial data | |
|--------------------------|--|
| GTIN (EAN) |  4 046356 091657 |
| Note | Made-to-order |
| sales group | J330 |
| Pack | 1 pcs. |
| Customs tariff | 85369010 |
| Catalog page information | Page 252 (NTK-2006) |

Product notes

WEEE/RoHS-compliant since:
05/31/2006



<http://www.download.phoenixcontact.com>
Please note that the data given here has been taken from the online catalog. For comprehensive information and data, please refer to the user documentation. The General Terms and Conditions of Use apply to Internet downloads.

| Technical data | |
|--|--|
| General | |
| Housing material | Zinc die-cast, surface bronzed and nickel-plated |
| Color | silver |
| Standards for air and creepage distances | IEC 60664-1: 1992-10 |
| | VDE 0110-1 |

| | |
|--------------------------------------|-------------------------------|
| Total surge current (8/20) μ s | 20 kA |
| Total surge current (10/350) μ s | 2 kA |
| Ambient temperature (operation) | -40 °C ... 85 °C |
| Mounting type | Direct screw connection |
| Design | Screw-in module |
| Number of positions | 3 |
| Degree of protection | IP67 |
| Direction of action | Line-Line & Line-Earth Ground |
| Width | 34.00 mm |
| Height | 148.00 mm |
| Length | 34.00 mm |

Protective circuit

| | |
|---|------------------|
| IEC category | C1 |
| | C2 |
| | C3 |
| | D1 |
| Nominal voltage U_N | 24 V DC |
| Maximum continuous operating voltage U_C | 40 V DC |
| | 28 V AC |
| Maximum continuous voltage U_C (wire-wire) | 40 V DC |
| | 28 V AC |
| Nominal current I_N | 450 mA (55°C) |
| Operating effective current I_C at U_C | $\leq 10 \mu$ A |
| Ground conductor current I_{PE} | $\leq 2 \mu$ A |
| Nominal discharge surge current I_n (8/20) μ s (Core-Core) | 10 kA |
| Nominal discharge surge current I_n (8/20) μ s (Core-Earth) | 10 kA |
| Nominal discharge surge current I_n (8/20) μ s (Shield-Earth) | 10 kA (optional) |
| Total surge current (8/20) μ s | 20 kA |
| Max. discharge surge current I_{max} (8/20) μ s maximum (Core-Core) | 10 kA |
| Max. discharge surge current I_{max} (8/20) μ s maximum (Core-Earth) | 10 kA |
| Max. discharge surge current I_{max} (8/20) μ s maximum (Shield-Earth) | 10 kA |

| | |
|--|---|
| Nominal pulse current I_{an} (10/1000) μ s (Core-Core) | 23 A |
| Nominal pulse current I_{an} (10/1000) μ s (Core-Earth) | 100 A |
| Nominal pulse current I_{an} (10/1000) μ s (Shield-Earth) | 100 A |
| Lightning test current (10/350) μ s, peak value I_{imp} | 1 kA |
| Output voltage limitation at 1 kV/ μ s (Core-Core) spike | ≤ 55 V |
| Output voltage limitation at 1 kV/ μ s (Core-Earth) spike | ≤ 450 V (Direct grounding) |
| Output voltage limitation at 1 kV/ μ s (Shield-Earth) spike | ≤ 600 V (optional) |
| Output voltage limitation at 1 kV/ μ s (Core-Core) static | ≤ 55 V |
| Output voltage limitation at 1 kV/ μ s (Core-Earth) static | ≤ 450 V (Direct grounding) |
| Residual voltage at I_n , (conductor-conductor) | ≤ 55 V |
| Residual voltage with I_{an} (10/1000) μ s (conductor-conductor) | ≤ 65 V |
| Protection level U_p (Core-Core) | ≤ 80 V (C2 -5 kA) |
| Protection level U_p (Core-Earth) | ≤ 450 V (C2 -5 kA, direct grounding) |
| Protection level U_p (Shield-Earth) | ≤ 600 V (C2 -5 kA optional) |
| Response time t_A (Core-Core) | ≤ 1 ns |
| Response time t_A (Core-Earth) | ≤ 100 ns |
| Response time t_A (Shield-Earth) | ≤ 100 ns |
| Input attenuation a_E , sym. | Typ. 0.5 dB (≤ 1.5 MHz / 50 Ω) Typ. 0.2 dB (≤ 300 kHz / 150 Ω) |
| Cut-off frequency f_g (3 dB), sym. in 50 Ohm system | Typ. 6 MHz |
| Cut-off frequency f_g (3 dB), sym. in 150 Ohm system | Typ. 2 MHz |
| Resistance in series | 2.2 Ω |
| Max. required back-up fuse | 500 mA (e.g. T in acc. with IEC 127-2/III) |
| Surge carrying capacity in acc. with IEC 61643-21 (Core-Core) | C2 (10 kV/5 kA) |
| Surge carrying capacity in acc. with IEC 61643-21 (Core-Earth) | C2 (10 kV/5 kA) |
| Surge carrying capacity in acc. with IEC 61643-21 (Shield-Earth) | C2 (10 kV/5 kA) |

Connection data

| | |
|--|-----------------------|
| Connection name | Input/output |
| Type of connection | Screw connection |
| Connection type IN | Screw terminal blocks |
| Connection type OUT | Connection line |
| Connection method | Screw connection |
| Screw thread | M3 |
| Tightening torque | 0.6 Nm |
| Stripping length | 6 mm |
| Conductor cross section stranded min. | 0.14 mm ² |
| Conductor cross section stranded max. | 1.5 mm ² |
| Conductor cross section solid min. | 0.14 mm ² |
| Conductor cross section solid max. | 1.5 mm ² |
| Conductor cross section AWG/kcmil min. | 26 |
| Conductor cross section AWG/kcmil max | 16 |

Connection, protective circuit

| | |
|-----------------------|--------------|
| Standards/regulations | IEC 61643-21 |
|-----------------------|--------------|

Certificates / Approvals

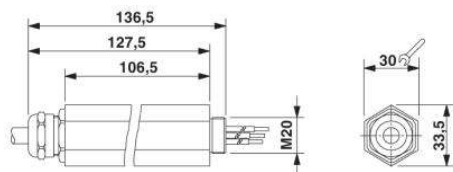


Certification

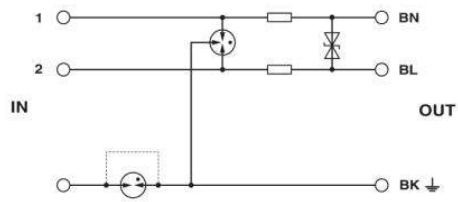
GOST

Diagrams/Drawings

Dimensioned drawing



Circuit diagram



Address

PHOENIX CONTACT Deutschland GmbH
Flachmarktstr. 8
32825 Blomberg, Germany
Phone +49 5235 3 12000
Fax +49 5235 3 41200
<http://www.phoenixcontact.de>



© 2011 Phoenix Contact
Technical modifications reserved;