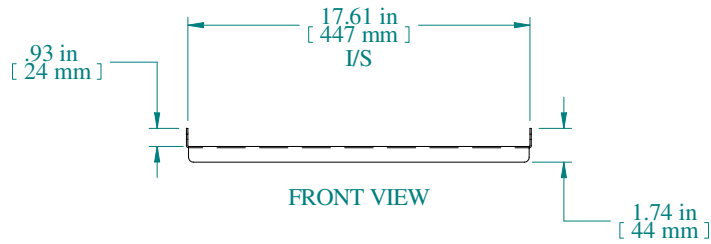

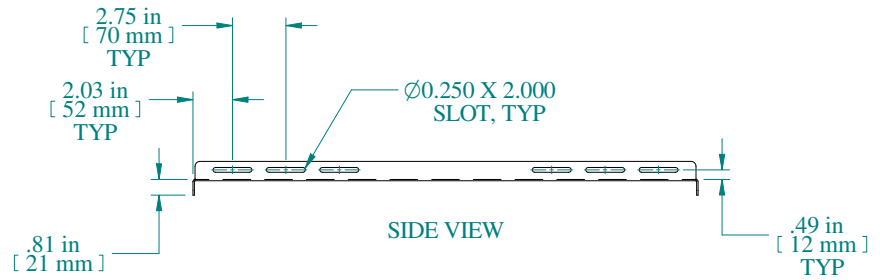


TOP VIEW



FRONT VIEW




SIDE VIEW

PART NUMBERS	
RFUS1926BK1	PAINTED BLACK TEXTURED
RFUS1926CG1	PAINTED GREY/BEIGE TEXTURED

NOTES
Maximum weight 350 lb Includes all mounting hardware

Data subject to change without notice. Isometric drawing not to scale.



**HAMMOND
MANUFACTURING™**

www.hammondmfg.com

PART NO. RFUS1926