

Double-Balanced Mixer

18 - 46 GHz



MAMX-011074

Rev. V2

Features

- Low Conversion Loss: 7 - 9 dB
- High Linearity: 20 dBm IIP3
- Wide IF Bandwidth: DC to 20 GHz
- High Isolation
- Lead-Free 3 mm, 12-lead PQFN package
- RoHS* Compliant

Applications

- Test & Measurement
- Microwave Radio
- Radar

Description

MAMX-011074 is a GaAs double-balanced passive diode mixer housed in a lead-free 3 mm, 12-lead QFN package. The mixer offers low conversion loss, high linearity and a wide IF bandwidth. The double-balanced circuit configuration provides excellent port isolation while internal 50 Ω matching simplifies its application.

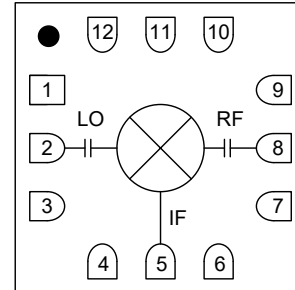
This mixer is well suited for applications such as test and measurement, microwave radio and radar.

Ordering Information^{1,2}

Part Number	Package
MAMX-011074	Bulk
MAMX-011074-TR0500	500 Piece Reel ¹
MAMX-011074-SB1	Sample Board ²

1. Reference Application Note M513 for reel size information.
2. All sample boards include 5 loose parts.

Functional Schematic



Pin Configuration

Pin #	Function
1,3,4,6,7,9	GND
2	LO
5	IF
8	RF
10 - 12	NC ³
13	GND ⁴

3. MACOM recommends connecting unused package pins to ground.
4. The exposed pad centered on the package bottom must be connected to RF, DC and thermal ground.

* Restrictions on Hazardous Substances, compliant to current RoHS EU directive.

Electrical Specifications⁵: $F_{IF} = 1 \text{ GHz}$, $P_{LO} = 16 \text{ dBm}$, $T_A = +25^\circ\text{C}$, $Z_0 = 50 \Omega$

Parameter	Test Conditions	Units	Min.	Typ.	Max.
LO and RF Frequency	—	GHz	18	—	46
IF Frequency	—	GHz	0	—	20
LO Power	—	dBm	—	16	—
Conversion Loss	18 - 24 GHz 24 - 40 GHz 40 - 46 GHz	dB	—	9 7 7	12.5 12 10.5
Input P1dB	18 - 24 GHz 24 - 40 GHz 40 - 46 GHz	dBm	—	10 12 10	—
Input IP3	$P_{RF} = -10 \text{ dBm/tone}$, $\Delta f = 1 \text{ MHz}$	dBm	—	20	—
Input IP2	$P_{RF} = -10 \text{ dBm/tone}$, $\Delta f = 1 \text{ MHz}$	dBm	—	50	—
LO-to-RF Isolation	18 - 46 GHz	dB	—	35	—
LO-to-IF Isolation	18 - 24 GHz 24 - 40 GHz 40 - 46 GHz	dB	—	40 40 40	—
RF-to-IF Isolation	18 - 24 GHz 24 - 40 GHz 40 - 46 GHz	dB	—	9 30 35	—
RF Return Loss	RF = 40 GHz	dB	—	10	—
IF Return Loss	IF = 1 GHz	dB	—	12	—

5. All specifications refer to down-conversion operation, unless otherwise noted.

Absolute Maximum Ratings^{6,7}

Parameter	Absolute Maximum
LO Power	23 dBm
RF or IF Power	20 dBm
Junction Temperature ⁸	+150°C
Operating Temperature	-55°C to +85°C
Storage Temperature	-65°C to +150°C

6. Exceeding any one or combination of these limits may cause permanent damage to this device.
7. MACOM does not recommend sustained operation near these survivability limits.
8. Operating at nominal conditions with $T_J \leq +150^\circ\text{C}$ will ensure $\text{MTTF} > 1 \times 10^6$ hours. Thermal resistance, Θ_{JC} is 85°C/W .

Handling Procedures

Please observe the following precautions to avoid damage:

Static Sensitivity

These electronic devices are sensitive to electrostatic discharge (ESD) and can be damaged by static electricity. Proper ESD control techniques should be used when handling these devices with the following JEDEC rating:

HBM Class 1B
CDM Class 3C

Double-Balanced Mixer

18 - 46 GHz



MAMX-011074

Rev. V2

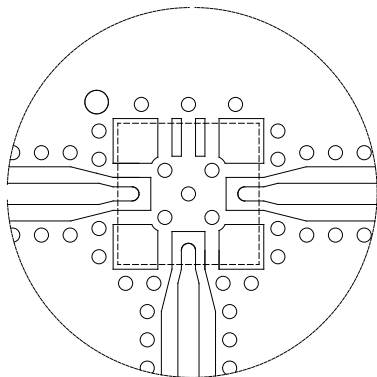
MxN Spurious Rejection at IF Port (dBc IF)

RF = 24 GHz @ -10 dBm

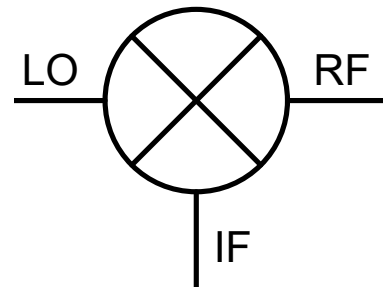
LO = 23 GHz @ +16 dBm

mxRF	nxLO				
	0	1	2	3	4
0	x	4	44	x	x
1	7	0	64	47	x
2	68	61	60	70	71
3	x	x	83	x	34
4	x	x	x	x	99

PCB Layout



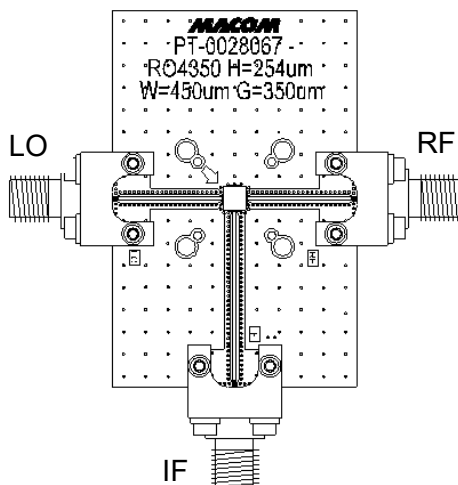
Application Schematic



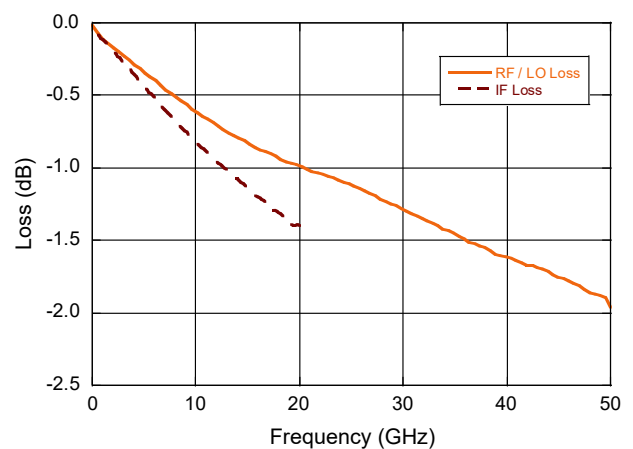
DXF available on request based on 10 mil RO4350 substrate.

No external parts required for operation of MAMX-011074.

Evaluation Board



Evaluation Board Losses



Double-Balanced Mixer

18 - 46 GHz

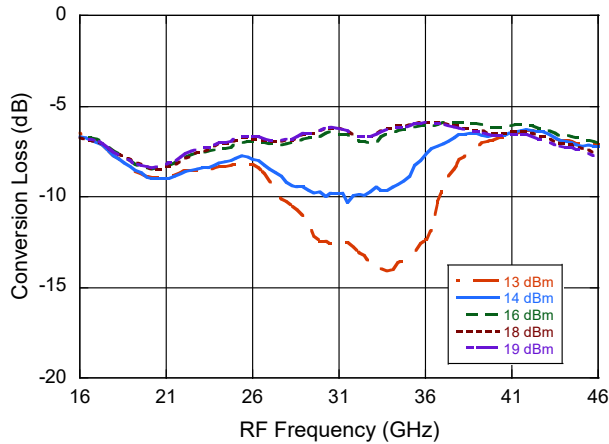


MAMX-011074

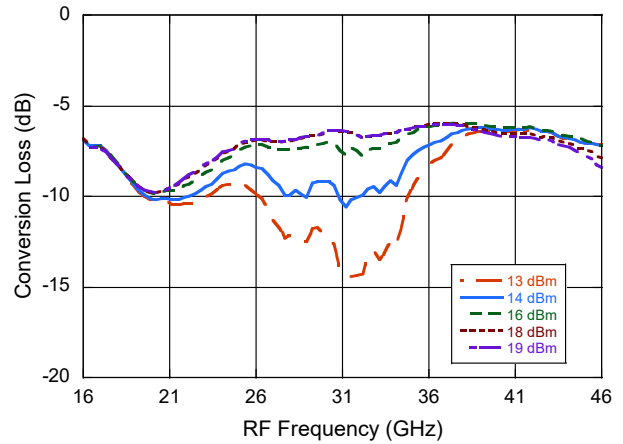
Rev. V2

Typical Performance Curves

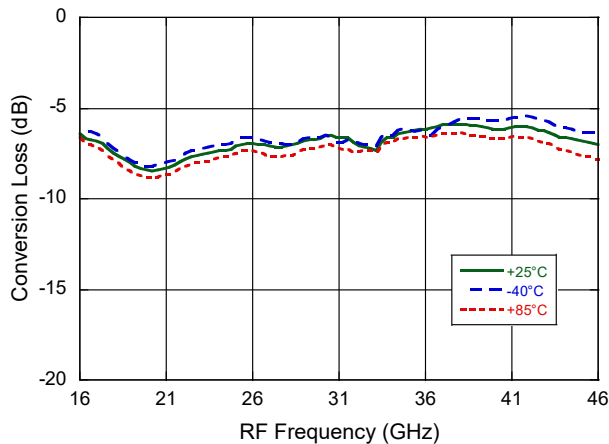
Conversion Loss USB (Down Conversion)
@ +25°C, $I_F = 1$ GHz



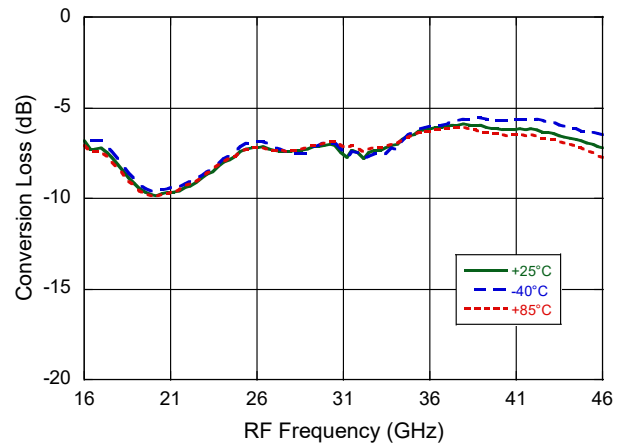
Conversion Loss LSB (Down Conversion)
@ +25°C, $I_F = 1$ GHz



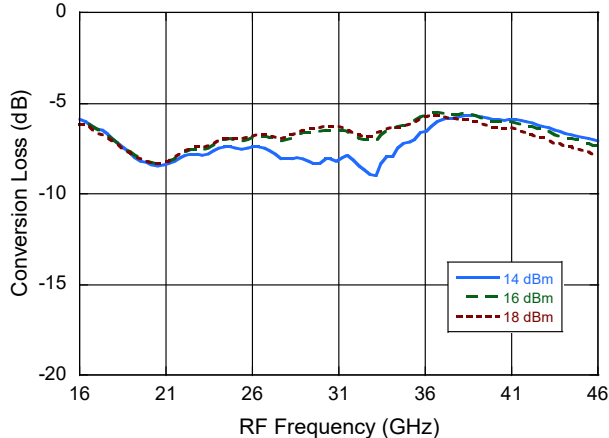
Conversion Loss USB Over Temperature
@ $P_{LO} = 16$ dBm, $I_F = 1$ GHz



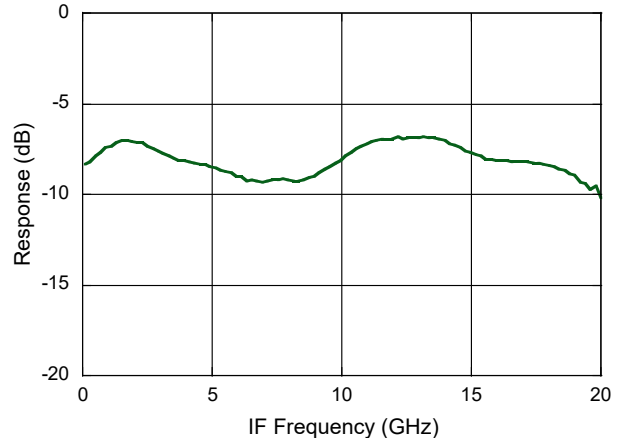
Conversion Loss LSB Over Temperature
@ $P_{LO} = 16$ dBm, $I_F = 1$ GHz



Conversion Loss USB (Up Conversion)
@ +25°C, $I_F = 1$ GHz

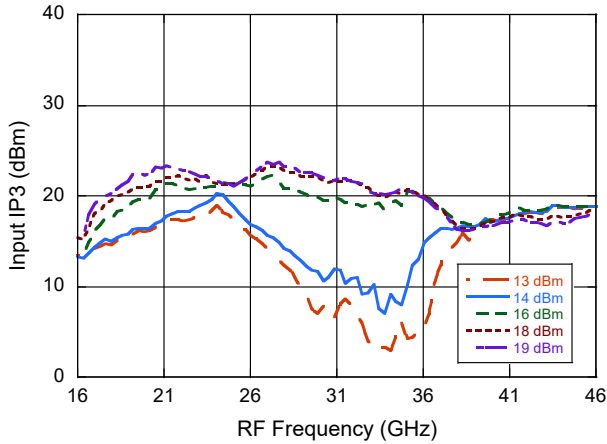


IF Bandwidth
@ +25°C, $F_{LO} = 24$ GHz, $P_{LO} = 16$ dBm

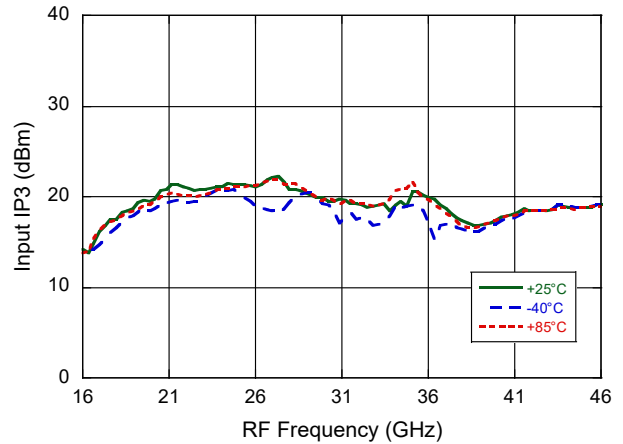


Typical Performance Curves

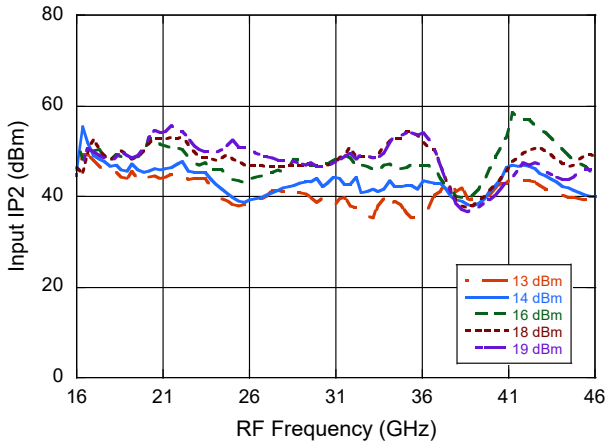
IIP3 vs. LO Drive, $I_F = 1$ GHz



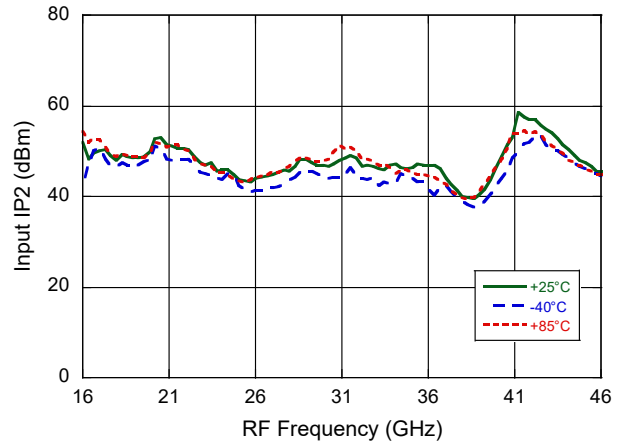
IIP3 vs. Temperature @ $P_{LO} = 16$ dBm, $I_F = 1$ GHz



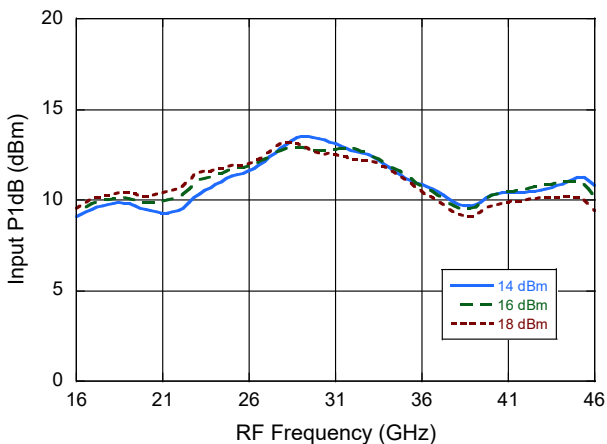
IIP2 vs. LO Drive $I_F = 1$ GHz



IIP2 vs. Temperature @ $P_{LO} = 16$ dBm, $I_F = 1$ GHz

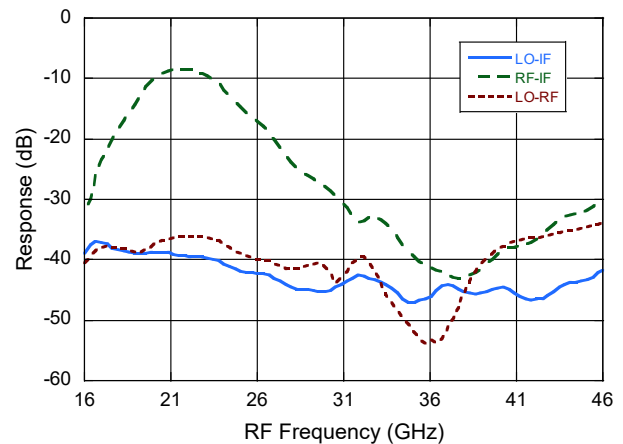


P1dB vs. LO Drive, $I_F = 1$ GHz



Isolation (Down Conversion)

@ $I_F = 1$ GHz, $P_{LO} = 16$ dBm; $P_{RF} = -10$ dBm



Double-Balanced Mixer

18 - 46 GHz



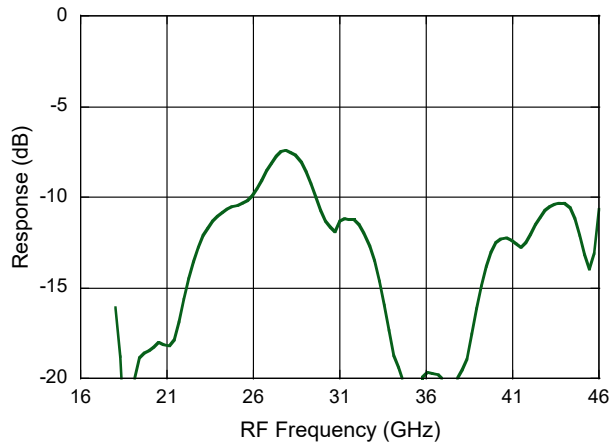
MAMX-011074

Rev. V2

Typical Performance Curves

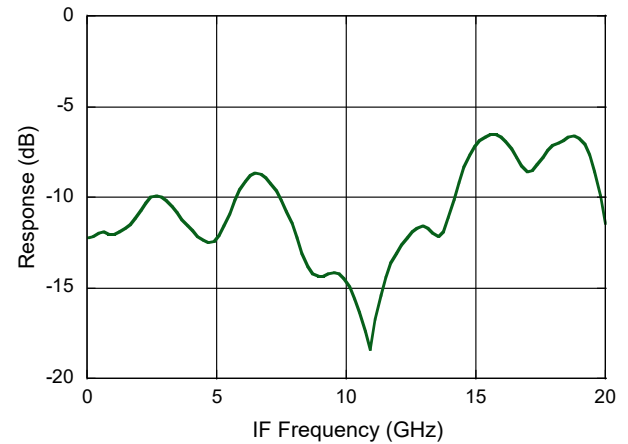
RF Return Loss

@ +25°C, $F_{LO} = 28$ GHz, $P_{LO} = 16$ dBm



IF Return Loss

@ +25°C, $F_{LO} = 28$ GHz, $P_{LO} = 16$ dBm



Double-Balanced Mixer

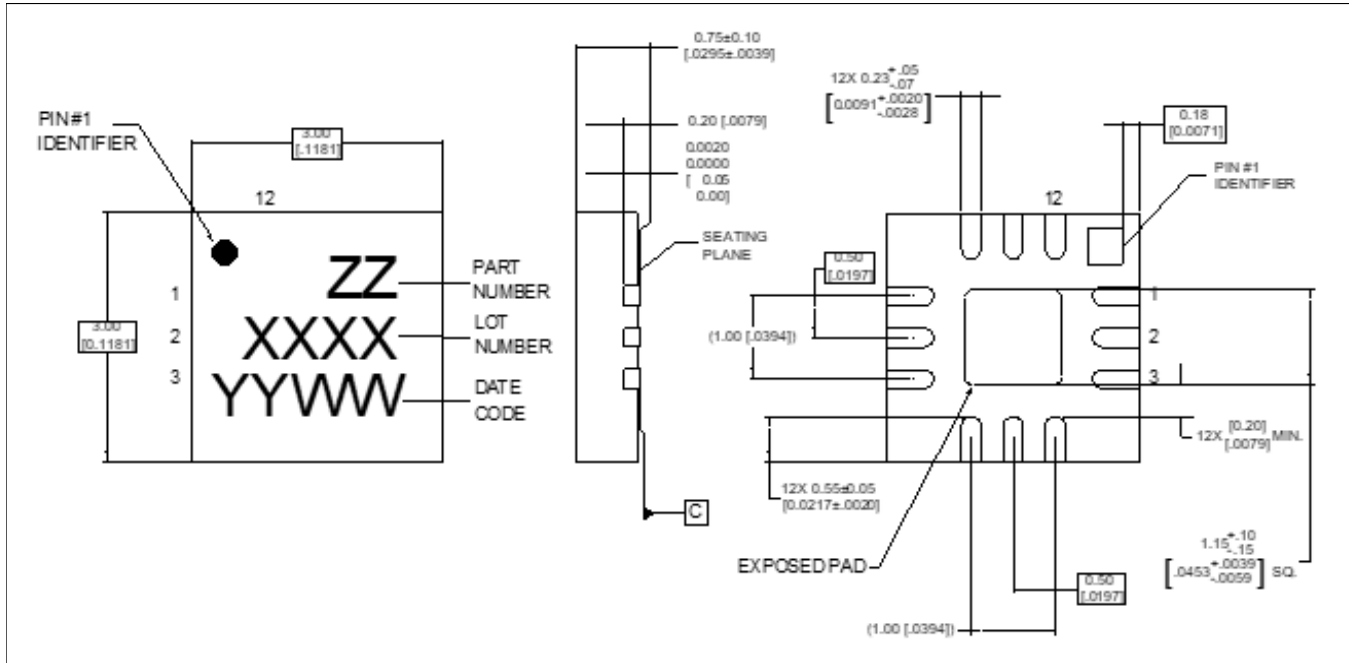
18 - 46 GHz



MAMX-011074

Rev. V2

Lead-Free 3 mm 12-Lead QFN[†]



[†] Reference Application Note S2083 for lead-free solder reflow recommendations.
 Meets JEDEC moisture sensitivity level 1 requirements.
 Plating is 100% matte tin over copper.

MACOM Technology Solutions Inc. ("MACOM"). All rights reserved.

These materials are provided in connection with MACOM's products as a service to its customers and may be used for informational purposes only. Except as provided in its Terms and Conditions of Sale or any separate agreement, MACOM assumes no liability or responsibility whatsoever, including for (i) errors or omissions in these materials; (ii) failure to update these materials; or (iii) conflicts or incompatibilities arising from future changes to specifications and product descriptions, which MACOM may make at any time, without notice. These materials grant no license, express or implied, to any intellectual property rights.

THESE MATERIALS ARE PROVIDED "AS IS" WITH NO WARRANTY OR LIABILITY, EXPRESS OR IMPLIED, RELATING TO SALE AND/OR USE OF MACOM PRODUCTS INCLUDING FITNESS FOR A PARTICULAR PURPOSE, MERCHANTABILITY, INFRINGEMENT OF INTELLECTUAL PROPERTY RIGHT, ACCURACY OR COMPLETENESS, OR SPECIAL, INDIRECT, INCIDENTAL, OR CONSEQUENTIAL DAMAGES WHICH MAY RESULT FROM USE OF THESE MATERIALS.

MACOM products are not intended for use in medical, lifesaving or life sustaining applications. MACOM customers using or selling MACOM products for use in such applications do so at their own risk and agree to fully indemnify MACOM for any damages resulting from such improper use or sale.