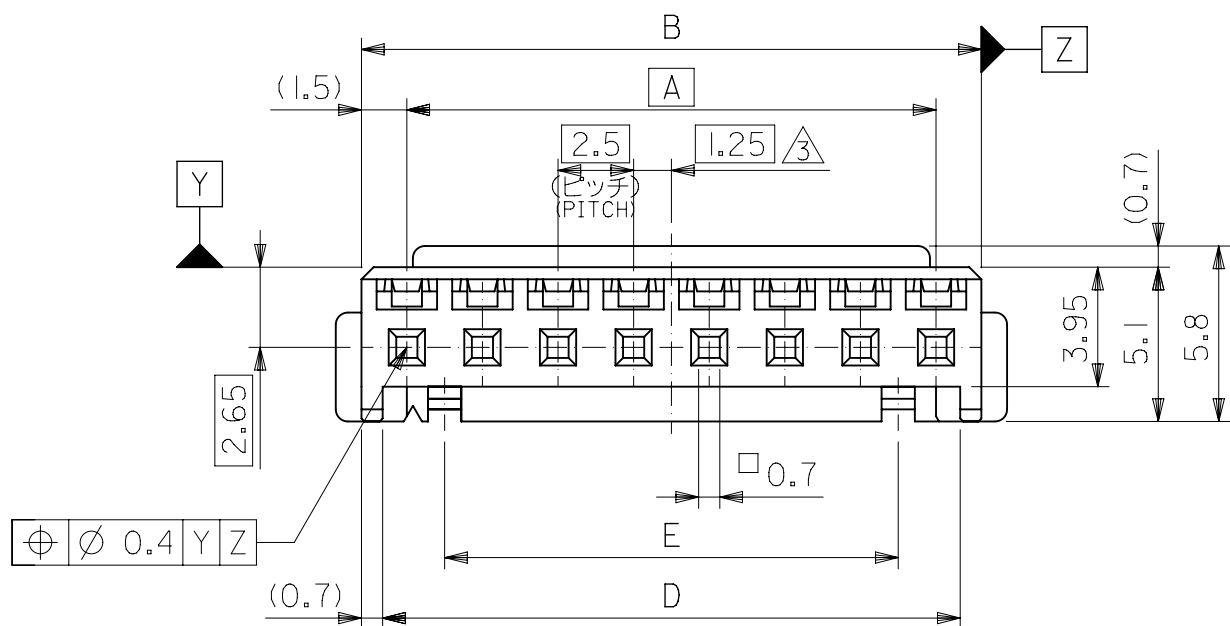
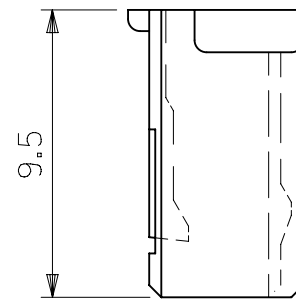
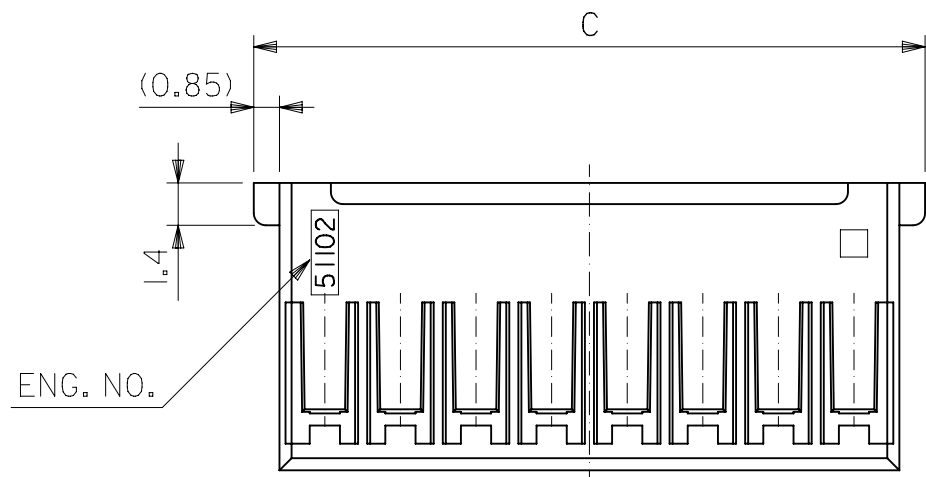


ターミナル装着状態図  
TERMINAL ASSEMBLY DRAWING

注記 NOTES

- △ 適合ターミナル : 5035 I-8\*00  
APPLICABLE TERMINAL : 5035 I-8\*00
- 2. 嵌合相手 : 53375,53376,53388,53389,53426  
53535 シリーズ  
MATE WITH : 53375,53376,53388,53389,53426  
53535 SEIRES
- △ 偶数極の製品に適用。  
APPLY EVEN CIRCUIT PRODUCTS.
- △ ロックの数 NUMBER OF LOCKS  
5極以下 : 1個  
LESS THAN 5 CIRCUIT PRODUCTS : 1 PIECE  
6極以上 : 2個  
MORE THAN 6 CIRCUIT PRODUCTS : 2 PIECES



32.5	36.6	39.7	38	35	51102 -1500	15
30	34.1	37.2	35.5	32.5	-1400	14
22.5	26.6	29.7	28	25	-1100	11
20	24.1	27.2	25.5	22.5	-1000	10
15	19.1	22.2	20.5	17.5	-0800	8
12.5	16.6	19.7	18	15	-0700	7
10	14.1	17.2	15.5	12.5	-0600	6
—	11.6	14.7	13	10	-0500	5
—	9.1	12.2	10.5	7.5	-0400	4
—	6.6	9.7	8	5	-0300	3
—	4.1	7.2	5.5	2.5	51102 -0200	2
E	D	C	B	A	ENG. NO.	極数 No. OF CKT.

THIS DRAWING CONTAINS INFORMATION THAT IS PROPRIETARY TO MOLEX ELECTRONIC TECHNOLOGIES, LLC AND SHOULD NOT BE USED WITHOUT WRITTEN PERMISSION

DIMENSION UNITS	SCALE	CURRENT REV DESC: OBSOLETE PART NO	
mm	4:1		
GENERAL TOLERANCES (UNLESS SPECIFIED)			
4 PLACES ±	MM INCH	EC NO: 629832	2.5 W/B CONN HSG (FRICTION LOCK)
3 PLACES ±		DRWN: VLOKESHA 2019/12/18	
2 PLACES ±		CHK'D: GGA 2020/01/22	
1 PLACE ±		APPR: GGA 2020/01/22	PRODUCT CUSTOMER DRAWING
0 PLACES ±		INITIAL REVISION:	DOCUMENT NUMBER
ANGULAR TOL ± °		DRWN: H.HIRAMOTO 1992/07/29	SD-51102-XX00
		APPR: M.FUKUSHIMA 1995/05/23	DOC TYPE DOC PART REVISION
DRAFT WHERE APPLICABLE MUST REMAIN WITHIN DIMENSIONS	THIRD ANGLE PROJECTION	DRAWING	PSD 001 C1
		SERIES	
		MATERIAL NUMBER	
		CUSTOMER	
		SHEET NUMBER	
		SEE CHART	1 OF 1

角度 ANGLE	±3°
30 以上 OVER	±0.3
10 以上 30 未満 UNDER	±0.25
10 未満 UNDER	±0.2
一般公差 GENERAL TOLERANCES	

材料 MATERIAL	PBTP, UL94V-0 (白色 WHITE)
仕上げ FINISH	—
適用電線範囲 WIRE RANGE	—
被覆外径 INS. RANGE	—