

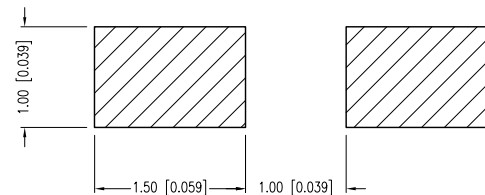
PART NUMBER	CCL-LX45YT	REV.	I
DATE	E.C.N. NUMBER AND REVISION COMMENTS		REV.
11.20.95	ADDED TAPE AND REEL SPEC.		A
12.18.95	E.C.N. #10105.		B
04.08.96	E.C.N. #10143.		C
05.30.96	E.C.N. #10176.		D
11.09.98	E.C.N. #10BRDR. & REDRAWN.		E
04.28.99	E.C.N. #10511./ADDED SOLDER CHART.		F
06.17.99	E.C.N. #10524./CHANGED HEIGHT.		G
12.04.06	E.C.N. #11148.		H
04.12.11	E.C.N. #10BRDR. & REDRAWN.		I

ELECTRO-OPTICAL CHARACTERISTICS TA =25°C If=20mA				
PARAMETER	MIN	TYP.	MAX	UNITS TEST COND
PEAK WAVELENGTH		585		nm
FORWARD VOLTAGE		2.3	2.5	Vf
REVERSE VOLTAGE	5.0			Vr If=100µA
AXIAL INTENSITY		7.0		mcd If=20mA
VIEWING ANGLE		180		2x theta
EMITTED COLOR:	YELLOW			
EPOXY LENS FINISH:	YELLOW TRANSPARENT			

LIMITS OF SAFE OPERATION AT 25°C		
PARAMETER	MAX	UNITS
PEAK FORWARD CURRENT*	800	mA
STEADY CURRENT	30	mA
POWER DISSIPATION	130	mW
DERATE FROM 25°C	-2.4	mW/°C
OPERATING TEMP.	-30 TO +80	°C
STORAGE TEMP.	-40 TO +120	°C

\* t<10µs

RECOMMENDED SOLDER PAD LAYOUT



\*UNLESS OTHERWISE SPECIFIED TOLERANCES PER DECIMAL PRECISION ARE: X=±1 (±0.039), X.X=±0.5 (±0.020), X.XX=±0.25 (±0.010), X.XXX=±0.127 (±0.005). LEAD SIZE=±0.05 (±0.002), LEAD LENGTH=±0.75 (±0.030). MIN.= +<sup>DECIMAL PRECISION</sup> -0.00, MAX.= +0.00 -<sup>DECIMAL PRECISION</sup>

**LUMEX**  
 Creating LED and LCD Solutions Together.™  
 290 E. HELEN ROAD  
 PALATINE, IL 60067-6976  
 PHONE: +1.847.359.2790  
 FAX: +1.847.359.6538  
 WEB: WWW.LUMEX.COM

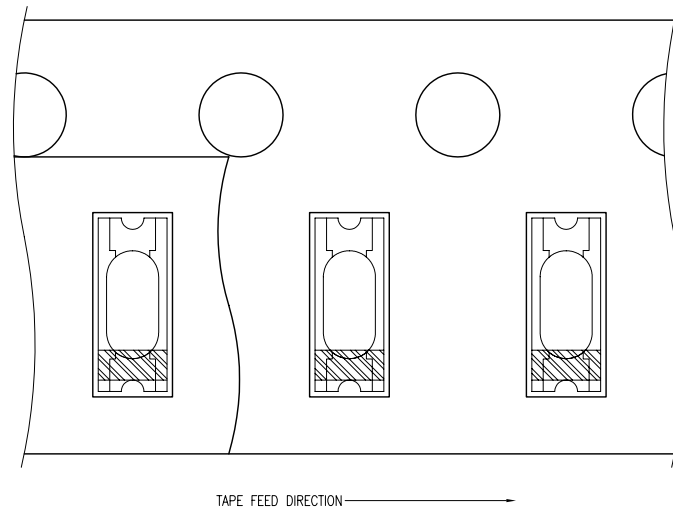
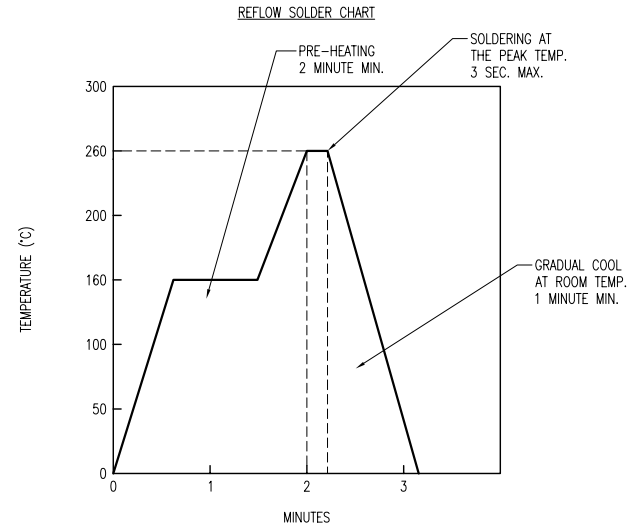
CERAMIC CHIP, SURFACE, MOUNT LED, YELLOW TRANSPARENT, TAPE AND REEL.

\*\*THE SPECIFICATIONS MAY CHANGE AT ANY TIME WITHOUT NOTICE DUE TO NEW MATERIALS OR PRODUCT IMPROVEMENT.\*\*

CONFIDENTIAL INFORMATION  
 THE INFORMATION CONTAINED IN THIS DOCUMENT IS THE PROPERTY OF LUMEX INC. EXCEPT AS SPECIFICALLY AUTHORIZED IN WRITING BY LUMEX INC., THE HOLDER OF THIS DOCUMENT SHALL KEEP ALL INFORMATION CONTAINED HEREIN CONFIDENTIAL AND SHALL PROTECT SAME IN WHOLE OR IN PART FROM DISCLOSURE AND DISSEMINATION TO ALL THIRD PARTIES.

DATE: 04.12.11	DRAWN BY: AB
PAGE: 1 OF 2	CHKD BY: SS
SCALE: NTS	APRVD BY: JD
UNIT: mm [INCH]	Ⓟ

PART NUMBER	CCL-LX45YT	REV.	I
DATE	E.C.N. NUMBER AND REVISION COMMENTS		REV.
11.20.95	ADDED TAPE AND REEL SPEC.		A
12.18.95	E.C.N. #10105.		B
04.08.96	E.C.N. #10143.		C
05.30.96	E.C.N. #10176.		D
11.09.98	E.C.N. #10BRDR. & REDRAWN.		E
04.28.99	E.C.N. #10511./ADDED SOLDER CHART.		F
06.17.99	E.C.N. #10524./CHANGED HEIGHT.		G
12.04.06	E.C.N. #11148.		H
04.12.11	E.C.N. #10BRDR. & REDRAWN.		I



\*UNLESS OTHERWISE SPECIFIED TOLERANCES PER DECIMAL PRECISION ARE: X=±1 (±0.039), XX=±0.5 (±0.020), XXX=±0.25 (±0.010), XXXX=±0.127 (±0.005). LEAD SIZE=±0.05 (±0.002), LEAD LENGTH=±0.75 (±0.030). MIN.= <sup>+0.00</sup>/<sub>-0.00</sub> DECIMAL PRECISION MAX.= <sup>+0.00</sup>/<sub>-0.00</sub> DECIMAL PRECISION



290 E. HELEN ROAD  
 PALATINE, IL 60067-6976  
 PHONE: +1.847.359.2790  
 FAX: +1.847.359.6538  
 WEB: WWW.LUMEX.COM

CERAMIC CHIP, SURFACE, MOUNT LED, YELLOW TRANSPARENT, TAPE AND REEL.

\*\*THE SPECIFICATIONS MAY CHANGE AT ANY TIME WITHOUT NOTICE DUE TO NEW MATERIALS OR PRODUCT IMPROVEMENT.\*\*

CONFIDENTIAL INFORMATION  
 THE INFORMATION CONTAINED IN THIS DOCUMENT IS THE PROPERTY OF LUMEX INC. EXCEPT AS SPECIFICALLY AUTHORIZED IN WRITING BY LUMEX INC., THE HOLDER OF THIS DOCUMENT SHALL KEEP ALL INFORMATION CONTAINED HEREIN CONFIDENTIAL AND SHALL PROTECT SAME IN WHOLE OR IN PART FROM DISCLOSURE AND DISSEMINATION TO ALL THIRD PARTIES.

DATE:	04.12.11	DRAWN BY:	AB
PAGE:	2 OF 2	CHKD BY:	SS
SCALE:	NTS	APRVD BY:	JD
UNIT:	mm [INCH]		Ⓟ