
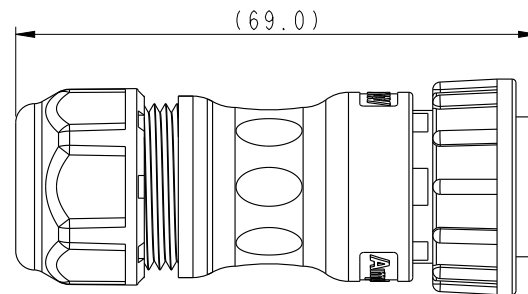
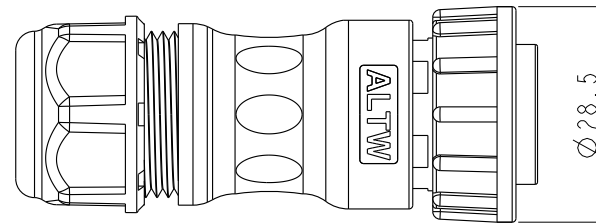
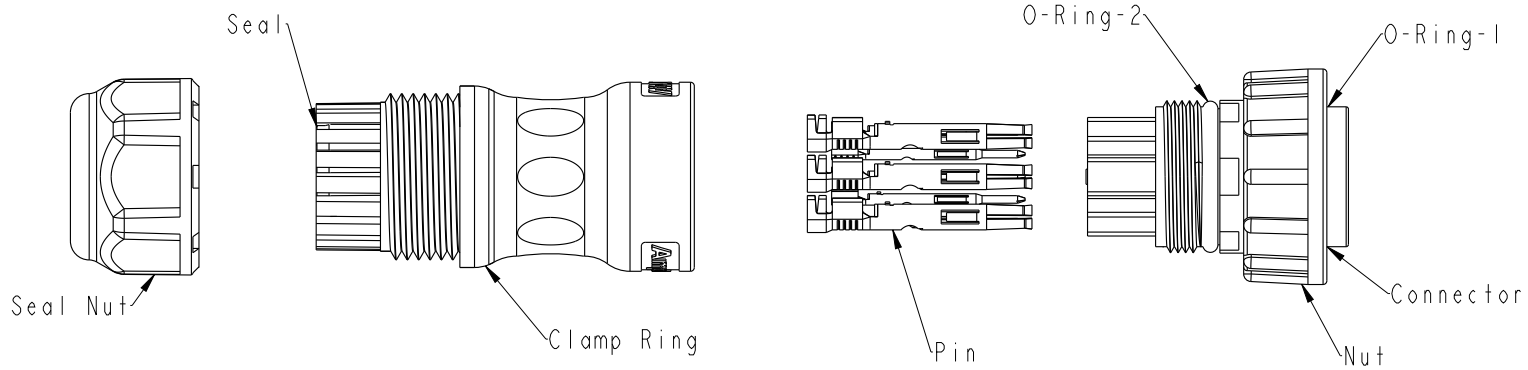
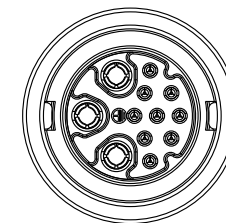


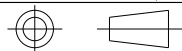
REV.	DESCRIPTION



Pin Assignments  
Front View



UNIT:mm  
TOLERANCE  
±0.5 mm



TITLE Circular D-Size Field Installable Cable Type F Conn			
SCALE 8:5	SIZE A4	SHEET 1 OF 2	
REV. A	WC-REV. A.3	QC: Inspection item	

**Amphenol LTW**  
安費諾亮泰企業股份有限公司

ITEM NO	DWG NO	CUSTOMER
	ADCD-12BFDC-LL7XP0	ALTW

DRAWN BY Peng	CHECKED BY Mafei	APPROVED BY Jerry
------------------	---------------------	----------------------

DATE 2018-12-15	DATE 2018-12-15	DATE 2018-12-15
--------------------	--------------------	--------------------

THIS DOCUMENT IS SUBJECT TO CHANGE WITHOUT NOTICE. IT IS CONFIDENTIAL AND A PROPERTY OF Amphenol LTW. DISCLOSURE TO THIRD PARTY HAS TO BE AUTHORIZED BY Amphenol LTW.

Ordering Information:

ADCD-12BFDC-LL7XP0

Material Specification:

- \* Connector: Nylon+GF, Black.
- \* Pins: Copper Alloy, Gold Plated.
- \* Seal & O-Ring: Silicone, Gray.
- \* UL Rated: UL 94V-0, fl.
- \* RoHS Compliant.

- A: With Red&Yellow&Blue Color Seal
- S: With Red Color Seal, Cable OD 8.0~10.0mm.
- M: With Yellow Color Seal, Cable OD 10.0~12.0mm.
- L: With Blue Color Seal, Cable OD 12.0~14.0mm.

Electrical Specification:

- \* Contact Resistance: 10mΩ Max.
- \* Insulation Resistance: 100MΩ Min.
- \* Dielectric Withstand Voltage: 1,600 Vac.

Mechanical Specification:

- \* Durability: 1000 Cycles.
- \* Tensile strength: 10 kgf.
- \* Wire Conductor:
  - 5A: 22AWG~20AWG
  - 20A: 14AWG~12AWG
- \* Wire Insulation OD:
  - 5A: 1.9mm Max.
  - 20A: 4.3mm Max.
- \* Torque Force for Clamp Ring: 6~8 kgf-cm
- \* Torque Force for Seal Nut: 6~8 kgf-cm

Environmental Specification:

- \* Waterproof Rating: IP67(Mated)
- \* Temperature Range: -40°C to 105°C.
- \* Salt Spray: Mated, 1000 Hours.
- \* Safety Compliance: UL 1977.

UNIT:mm	
TOLERANCE ±0.5 mm	

TITLE Circular D-Size Field Installable Cable Type F Conn			
SCALE 8:5	SIZE A4	SHEET 2 OF 2	
REV. A	WC-REV. A.3	QC: Inspection item	

**Amphenol LTW**  
安費諾亮泰企業股份有限公司

ITEM NO	DRAWN BY Peng	DATE 2018-12-15
DWG NO ADCD-12BFDC-LL7XP0	CHECKED BY Mafei	DATE 2018-12-15
CUSTOMER ALTW	APPROVED BY Jerry	DATE 2018-12-15