

KEY OPTION

BLACK

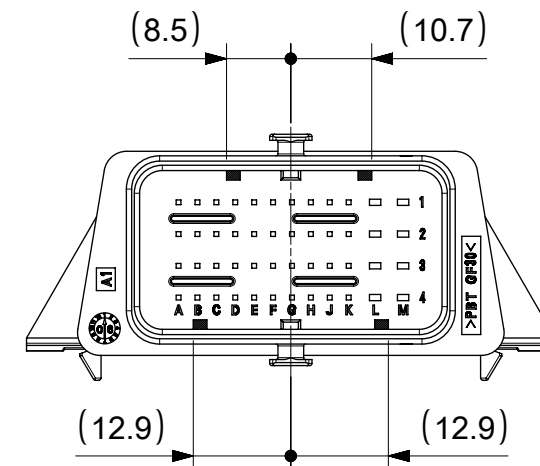
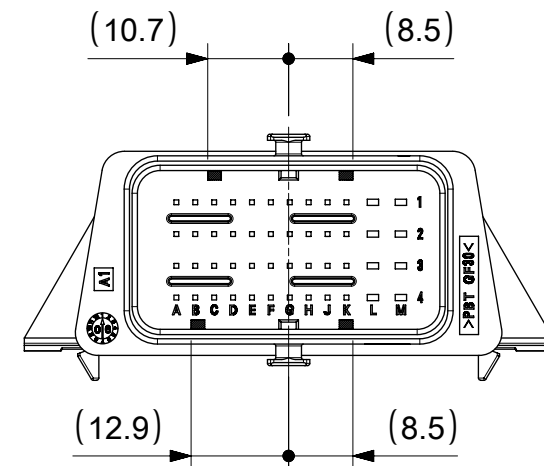
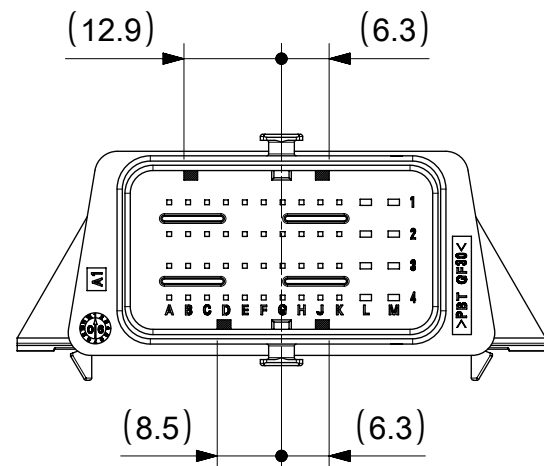
GRAY

BROWN

500762-0481 / 500762-0581

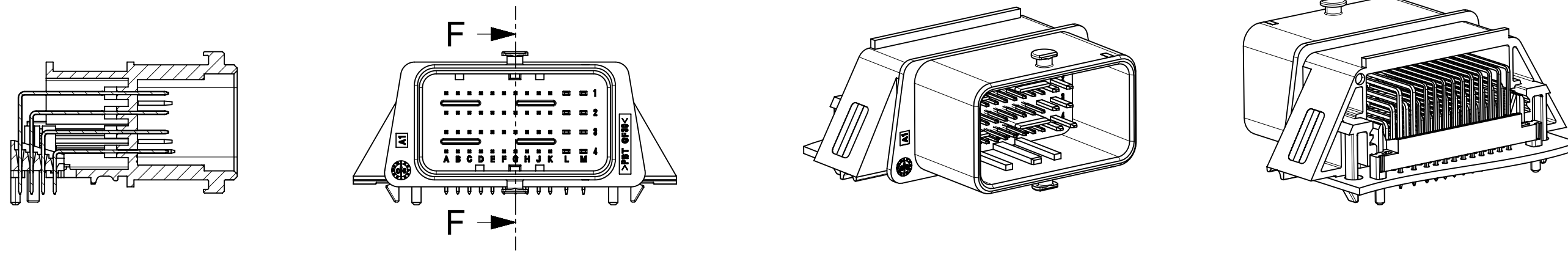
500762-0482 / 500762-0582

500762-0483 / 500762-0583

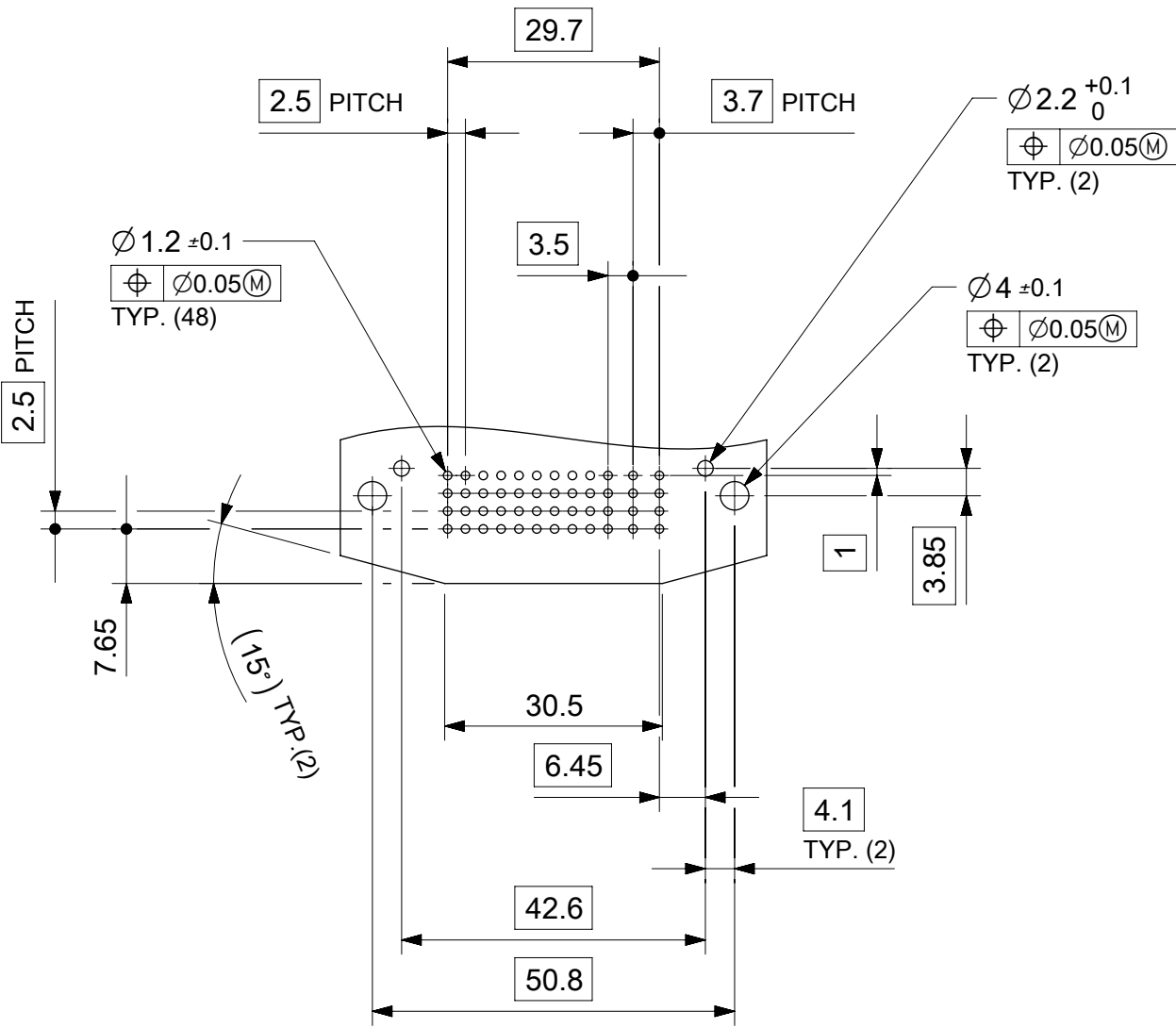


- NOTES
- ① 1. PLASTIC MATERIAL:
HOUSING: PBT GF30-V0 BLACK (KEY OPTION: BLACK AND BROWN)
PBT GF30-V0 GRAY (KEY OPTION: GRAY)
GUIDE PLATE: PBT GF30-V0 BLACK
 - ② 2. PIN 0.64 / 025 :
- FOR P/N 500762-048x :
MATERIAL : PRE-PLATED BRASS C26000 H03 / CuZn30 3/4H
PLATING : Sn 2.0 - 4.0 μm OVER Ni 1.3 - 2.2 μm ON BOTH MATE END AND PCB END

- FOR P/N 500762-058x :
MATERIAL : BRASS C26000 H03 / CuZn30 3/4H
PLATING : Au 0.8 μm mini OVER Ni ON MATE END
Sn 2.0 - 4.0 μm OVER Ni 1.3 - 2.2 μm ON PCB END
 - ③ 3. PIN 1.50 / 060 :
- MATERIAL : BRASS C26000 H03 / CuZn30 3/4H
- PLATING : Sn 2.0 - 4.0 μm OVER Ni 1.3 - 3.8 μm ON BOTH MATE END AND PCB END
 - 4. RECOMMENDED P.C.B THICKNESS: 1.6±0.1 mm
 - 5. PRODUCT SPECIFICATION: REFER TO PS-64319-001



SECTION F-F
Once Mounted Onto the PCB



RECOMMENDED PCB LAYOUT (COMPONENT SIDE)

APPLICABLE CONNECTORS

BROWN	64320-1319	64320-2319	64320-3319	64320-4319
GRAY	64320-1318	Not Tooled	64320-3318	Not Tooled
BLACK	64320-1311	64320-2311	64320-3311	64320-4311
KEY OPTION	CMC 48CKT LEFT	CMC 36CKT LEFT	CMC 48CKT RIGHT	CMC 36CKT RIGHT
LEFT / RIGHT PER CONNECTOR DEFINITION				

HEADER P/N TABLE

BROWN	500762-0483	500762-0583
GRAY	500762-0482	500762-0582 (Not Tooled)
BLACK	500762-0481	500762-0581 (Not Tooled)
↑ KEY OPTION ↑	0.64 / 025 Sn PLATED	0.64 / 025 Au PLATED
MATERIAL NO.		

GENERAL TOLERANCES (UNLESS SPECIFIED)

10 UNDER	±0.2
10 OVER 30 UNDER	±0.25
30 OVER	±0.3
ANGULAR	±2°
DRAFT WHERE APPLICABLE MUST REMAIN WITHIN DIMENSIONS	

637112 D -REVISE PLASTIC & COPPER INFORMATION DESCRIPTION.
-ADD PLATING THICKNESS.
-ADD DIM TOLERANCE FOR CASING INTERFACING.
-ADD PCB SIDE PIN POSITION.
-REFER TO REVISION LETTER ① FOR DETAIL CHANGE.

627497	C1	REMOVE PAP INITIAL POSITION VIEW
621586	C	ADDING P/N -0581 TO -0583
JTR2016-0064 /10760248	B	ADDED KEY OPTION GRAY(500762-0482) D-6, C-1 CHANGED NOTES 1 FOR MATERIAL
JTR2014-0026 /10638694	A	ADDED KEY OPTION BROWN(500762-0483) B-10, C-1
JTR2009-0026 /10379065	0	INITIAL RELEASE
EC#	VERSION	DESCRIPTION

MODIFICATION LOG

THIS DRAWING CONTAINS INFORMATION THAT IS PROPRIETARY TO MOLEX ELECTRONIC TECHNOLOGIES, LLC AND SHOULD NOT BE USED WITHOUT WRITTEN PERMISSION

DIMENSION UNITS	SCALE	CURRENT REV DESC: SEE MODIFICATION LOG	
mm	1:1		
GENERAL TOLERANCES (UNLESS SPECIFIED)			
ANGULAR TOL	± °		
4 PLACES	±	EC NO: 637112	
3 PLACES	±	DRWN: ACOIFFIER	2020/02/12
2 PLACES	±	CHK'D: HWBAI	2020/05/14
1 PLACE	±	APPR:	
0 PLACES	±	INITIAL REVISION:	
DRAFT WHERE APPLICABLE MUST REMAIN WITHIN DIMENSIONS		DRWN: SANDO	2008/08/08
THIRD ANGLE PROJECTION		APPR: AKANESHIGE	2008/08/08
DRAWING		SERIES	MATERIAL NUMBER
A2-SIZE		500762	SEE TABLE
CUSTOMER		GENERAL MARKET	
SHEET NUMBER		1 OF 2	

molex

CMC HEADER 48PIN

PRODUCT CUSTOMER DRAWING

DOCUMENT NUMBER	DOC TYPE	DOC PART	REVISION
SD-500762-001	PSD	001	D

DOCUMENT STATUS	RV	RELEASE DATE
4	13	12

