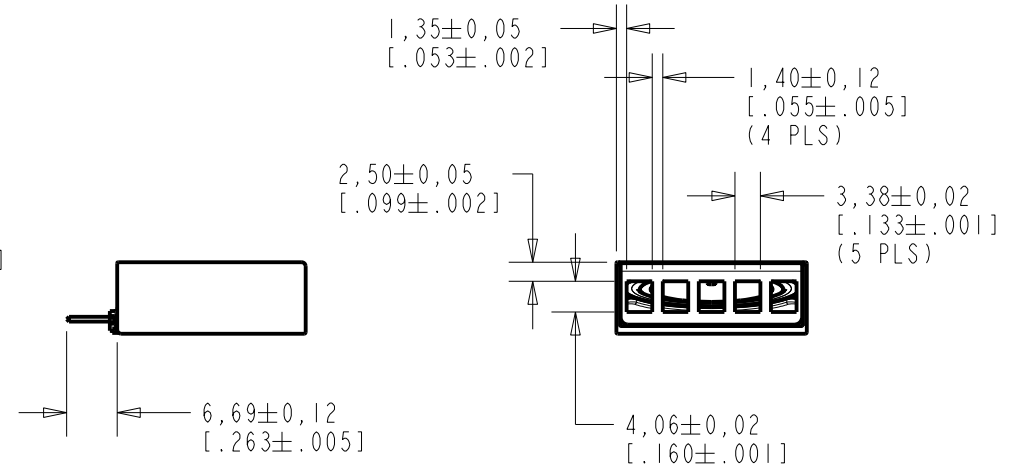
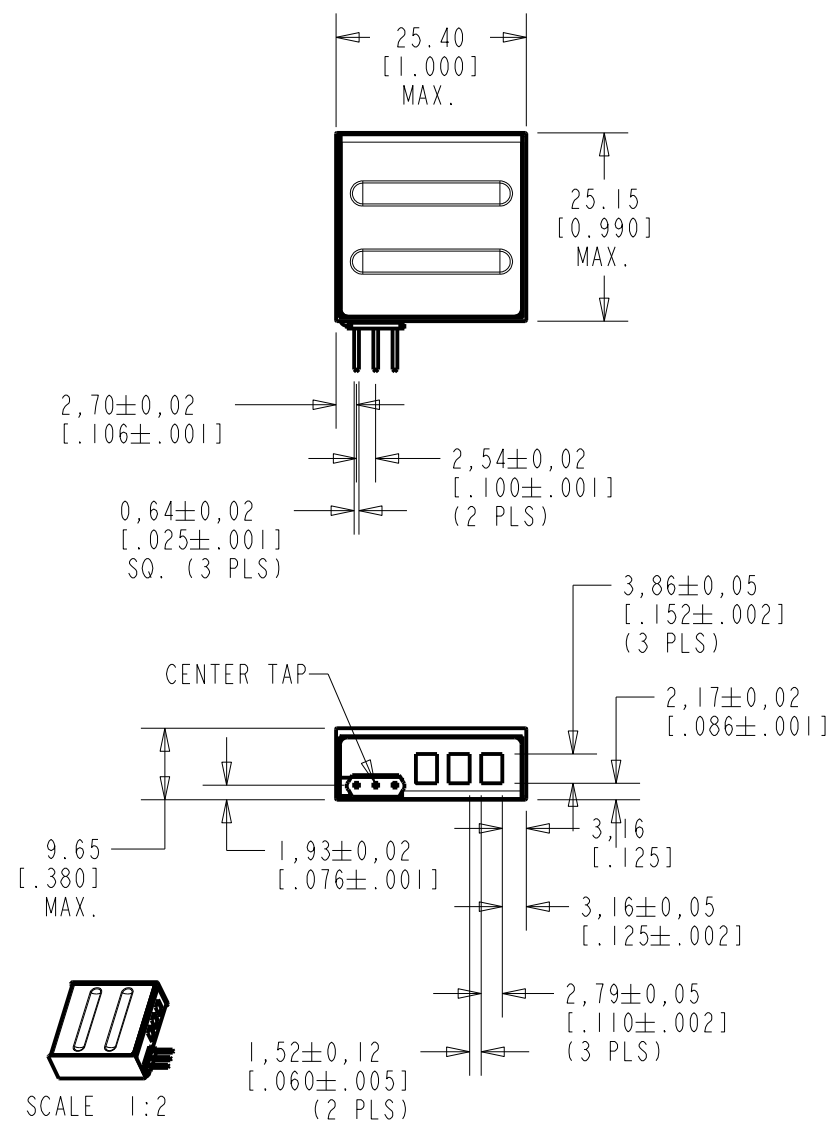


CB-22850-000
SHT 1.1



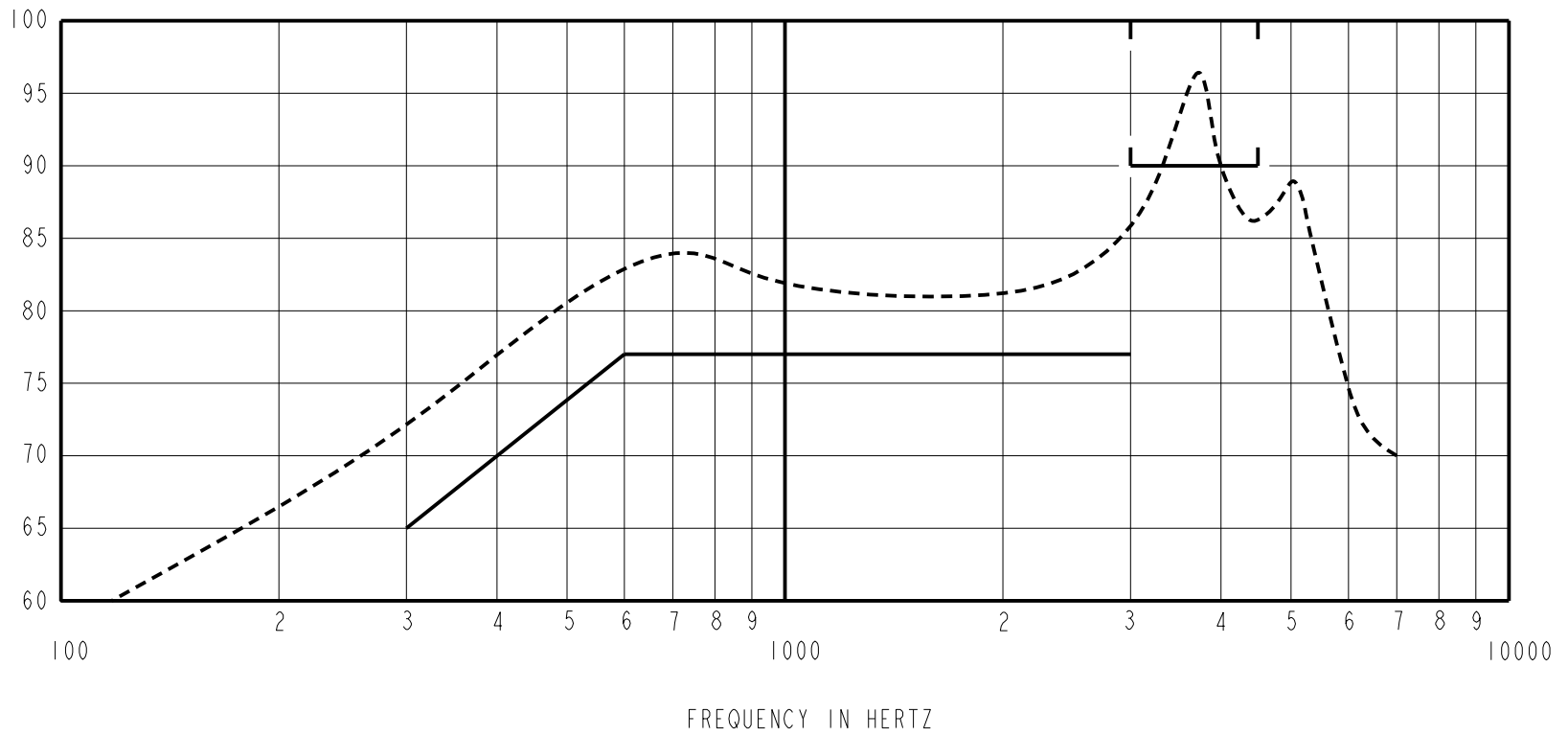
SCALE 1:2
NOMINAL WEIGHT
13.5 GRAMS

DIMENSIONS IN MILLIMETERS [INCHES]

Revision	C.O. #	Implementation Date	RELEASE LEVEL	REVISION
A	MI0104834	10-17-12	Active	A
SCALE: 1:1			DR. BY	DATE
DO NOT SCALE DRAWING			LSY	9-20-12
TITLE: MICROPHONE			CK. BY	DATE
OUTLINE DRAWING			GJP	10-18-12
CB-22850-000			APP. BY	DATE
SHT 1.1			GJP	10-18-12

KNOWLES ELECTRONICS
ITASCA, ILLINOIS U.S.A.

SENSITIVITY IN dB FOR CONDITIONS SHOWN BELOW.



1. SENSITIVITY IN dB RELATIVE TO .0002 MICROBAR (2×10^{-5} N/m²) FOR THE CONDITIONS SHOWN IN #2 & #3 BELOW.
2. MEASUREMENTS MADE ON AXIS AT 300mm [11.81in] NORMAL TO THE SOUND PORT UNDER FREE FIELD (ANECHOIC) CONDITIONS. THE REAR PORT IS VENTED INTO A 160 cm³ DAMPED CAVITY FOR THIS MEASUREMENT.
3. ELECTRICAL SIGNAL (CONSTANT VOLTAGE):
SOURCE IMPEDANCE: < 0.5 OHMS
VOLTAGE APPLIED : 1.55 VOLTS RMS
4. NOMINAL IMPEDANCE:
ACOUSTICAL CONDITIONS: SEE #2 ABOVE
ELECTRICAL CONDITIONS: SEE #3 ABOVE
IMPEDANCE AT 500 Hz : 48 OHMS
IMPEDANCE AT 1 kHz : 48 OHMS
5. TOTAL HARMONIC DISTORTION:
ACOUSTICAL CONDITIONS: SEE #2 ABOVE
ELECTRICAL CONDITIONS: SEE #3 ABOVE
FREQUENCY : 500 Hz
DISTORTION : 15% MAX.
6. NOMINAL DC RESISTANCE @ 20°C: 21.5 OHMS
7. SENSITIVITY

FREQUENCY	MIN.	MAX.
300	55.0	---
600	67.0	---
3000	67.0	---
3000-4500	80.0	90.0

Revision	C.O. #	Implementation Date	RELEASE LEVEL	REVISION
A	MI0104834	10-17-12	Active	A

WHEN TEST LIMITS ARE USED TO ESTABLISH INCOMING INSPECTION ACCEPTANCE/REJECTION CRITERIA, CORRELATION OF TEST EQUIPMENT WITH KNOWLES IS ALSO REQUIRED FOR ELIMINATION OF EQUIPMENT AND TEST METHOD VARIATION		DR. BY	DATE
		LSY	9-20-12
		CK. BY	DATE
		GJP	10-18-12
		APP. BY	DATE
		GJP	10-18-12

TITLE:	MICROPHONE	CB-22850-000
	PERFORMANCE SPECIFICATION	SHT 2.1

KNOWLES ELECTRONICS
ITASCA, ILLINOIS U.S.A.