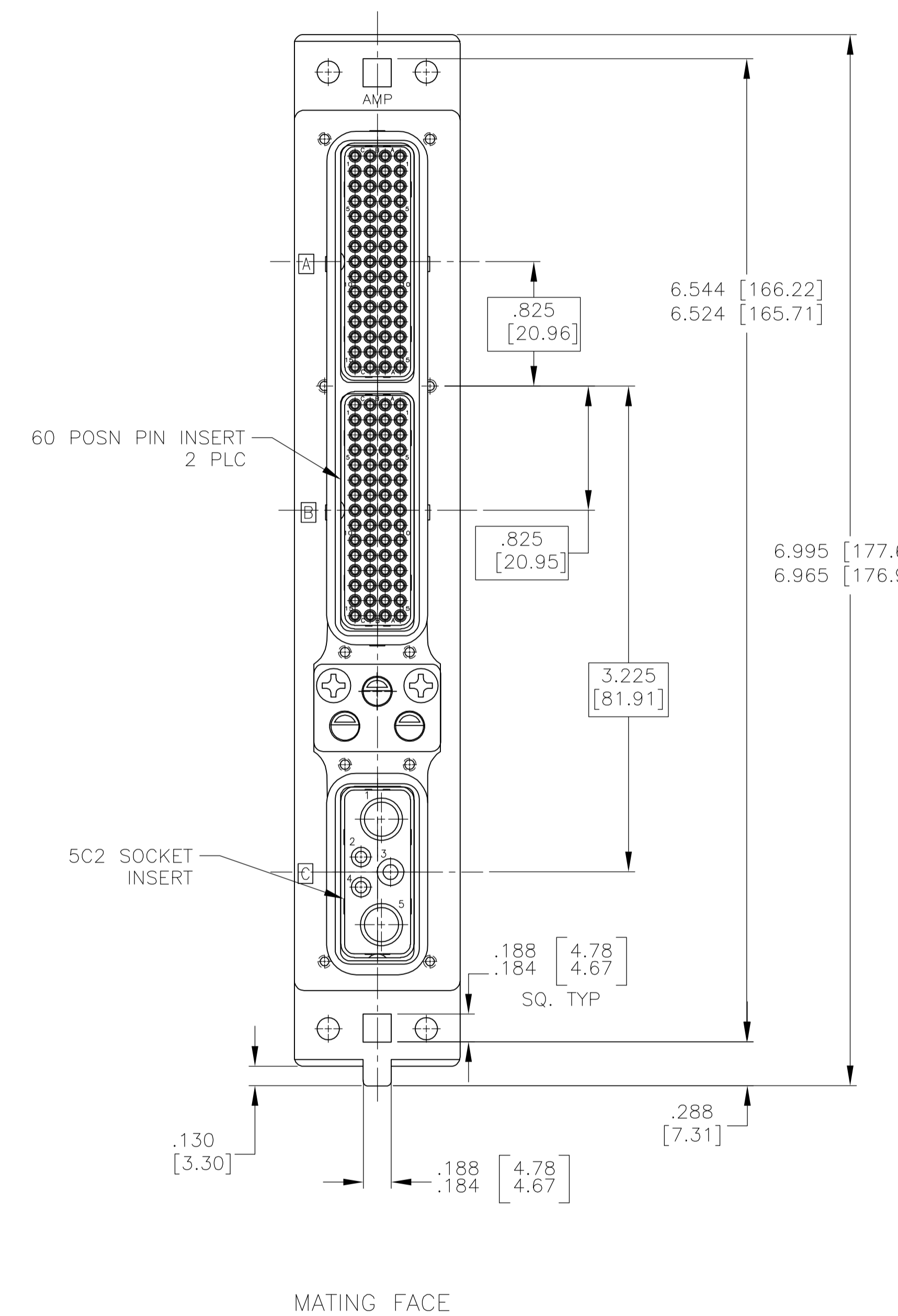
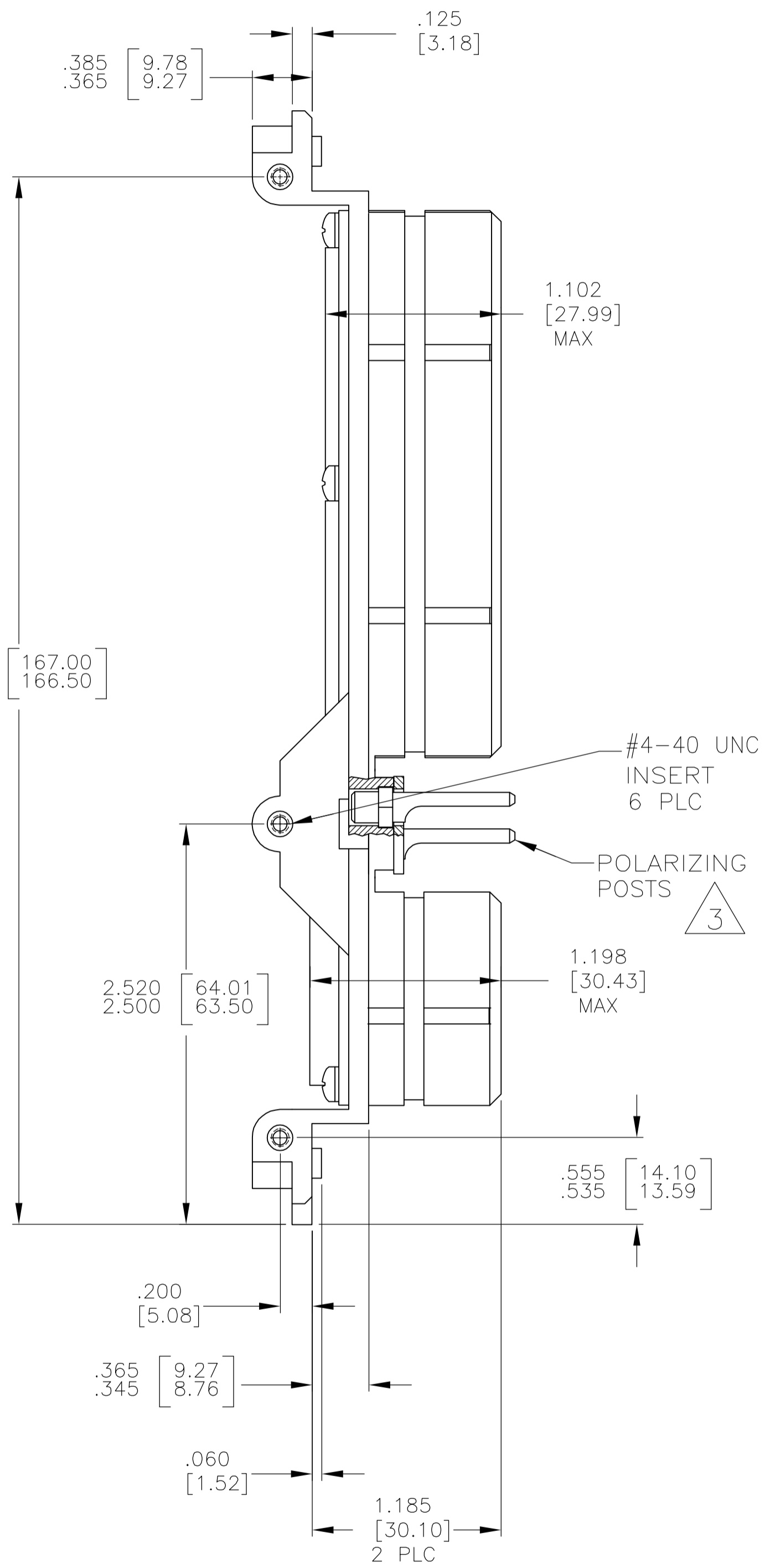
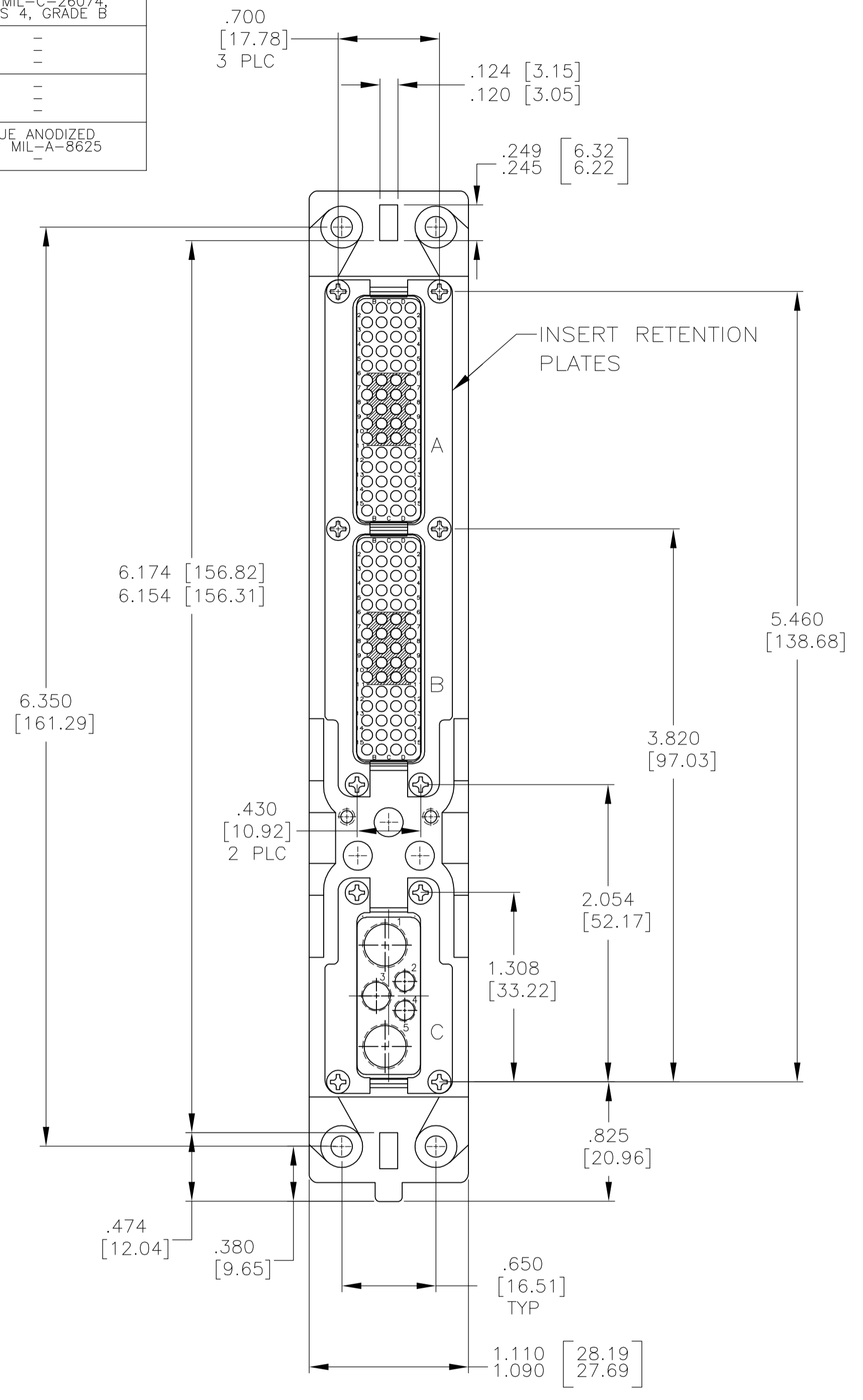


COMPONENT	MATERIAL	FINISH
SHELL	DIE CAST ALUMINUM PER ASTM-B-85	CHEMICAL COVERSION COATING PER MIL-C-5541, CLASS 1A
RETENTION PLATES	ALUMINUM ALLOY PER ASTM-B-209	CHEMICAL COVERSION COATING PER MIL-C-5541, CLASS 1A
SCREWS AND LOCKWASHERS	STEEL OR STAINLESS STEEL	CHROMATE OVER ZINC OR PASSIVATED
POLARIZING POSTS	ZINC ALLOY PER ASTM-B-86	ELECTROLESS NICKEL PER MIL-C-26074, CLASS 4, GRADE B
INSERTS	THERMOSET	-
FILLER PLUG	TEFLON	-
POLARIZING POST RETAINING PLATE	ALUMINUM ALLOY PER ASTM-B-209	BLUE ANODIZED PER MIL-A-8625

LOC	DIST	REVISIONS				
DF	AO	REV	DESCRIPTION	DATE	DWN	APVD
		0	RELEASED	3-04	CT	SG



- CONNECTOR DIMENSIONS ARE PER ARINC 600 SPECIFICATION
- FOLLOWING CONTACTS AND PLUGS ARE INCLUDED AND NOT LOADED:
 SIZE 22 PIN: AMP P/N 208262-3; QTY: 120
 SIZE 16 SOCKET: 208270-2, QTY: 2
 SIZE 12 SOCKET: 208273-2, QTY: 1
 SIZE 5 FILLER PLUG: 1484225-1, QTY: 1
 SIZE 5 SOCKET: P/N 225791-2; QTY: 1

KEYING SHOWN IN POSITION "01" FOR REFERENCE ONLY. SEE TABLE FOR KEYING POSITION. FOR POSITION "00" KEYING SHIPPED UNASSEMBLED.

"00"	1757076-1
KEYING POSITION	PART NUMBER

THIS DRAWING IS A CONTROLLED DOCUMENT.		DIN C.C.THOMAS 3-12-04	Tyco Electronics Corporation Harrisburg, Pa 17105-3608
DIMENSIONS: INCHES		CHK S.GLATFELTER 3-15-04	
TOLERANCES UNLESS OTHERWISE SPECIFIED:		APVD S.GLATFELTER 3-15-04	NAME: PLUG ASSY, SIZE 1, ARR 11, ARINC 600 (60/60/5C2)
0 PLC ± -		PRODUCT SPEC	
1 PLC ± -		APPLICATION SPEC	SIZE: A1
2 PLC ± -		WEIGHT	CAGE CODE: 00779
3 PLC ± .005 [0.13]		CUSTOMER DRAWING	DRAWING NO: 1757076
4 PLC ± -		SCALE: 1.5:1	SHEET 1 OF 1
ANGLES ± -		REV: 0	
FINISH: SEE TABLE			