


For High frequency
MLH2012
Multilayer Power Inductor

K tolerance

Features

Multilayer power inductor for High frequency.
Inductance is 22nH.
Completely lead-free product and support lead-free solder.



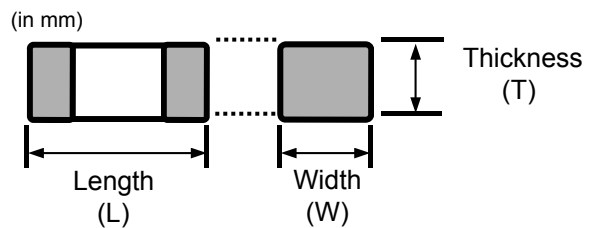
MLH series

Application

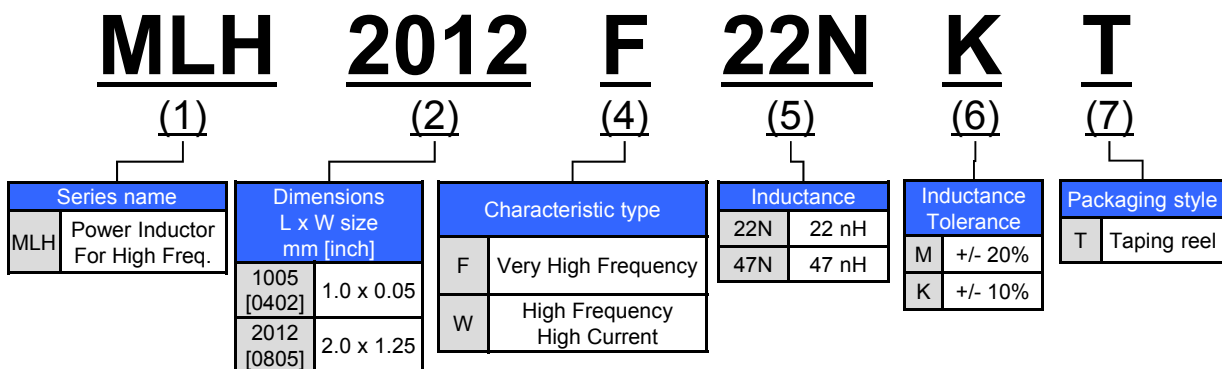
The choke coil of power circuit usage.
Especially, PA, mobile phone .

Dimensions

Series	L (mm)	W (mm)	T (mm)
MLH1005	1.0 +/-0.05	0.50 +/- 0.05	0.55 Max
MLH2012	2.0 +/- 0.20	1.25 +/- 0.20	0.95 Max



Product Identification

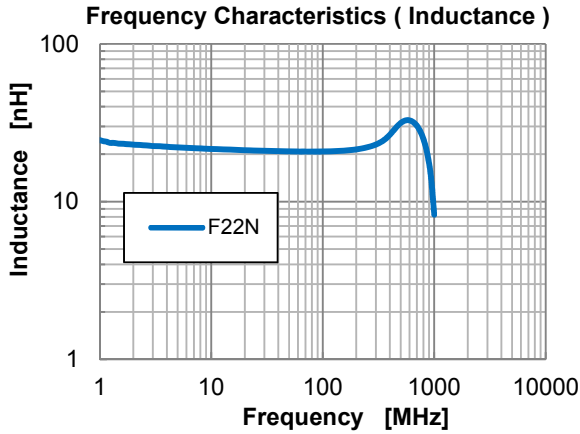


Electrical Characteristics

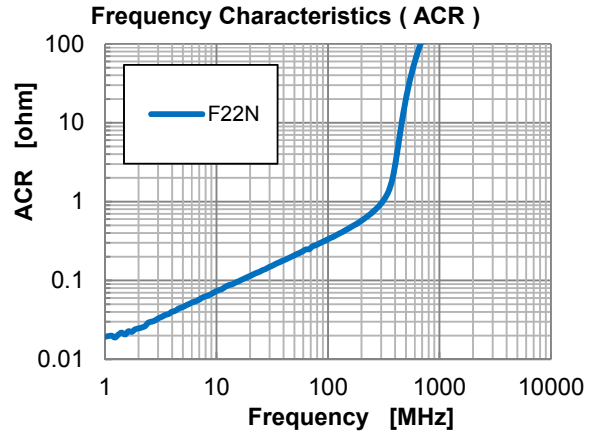
Case Size [mm]		type	Item	L [nH] +/- 10%	SRF [MHz] typ.	DCR [mOhm] +/-30%	Isat	Itemp
L x W	T						Typ.	Rated Current
2012	0.95 Max	Very High Frequency	MLH2012F22NK	22	1000	44	3.0	1.85

Isat : Depend on the Inductance Saturation. (-30% Reduction from Nominal value).
Itemp : Depend on the self temperature rise. (40deg.C Max.)

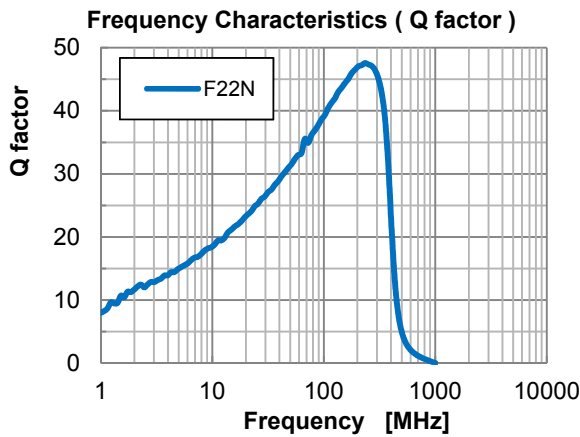
Frequency Characteristics
(Inductance)



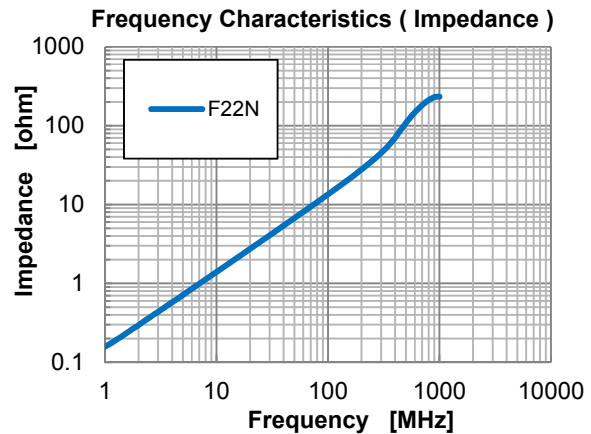
Frequency Characteristics
(AC Resistance)



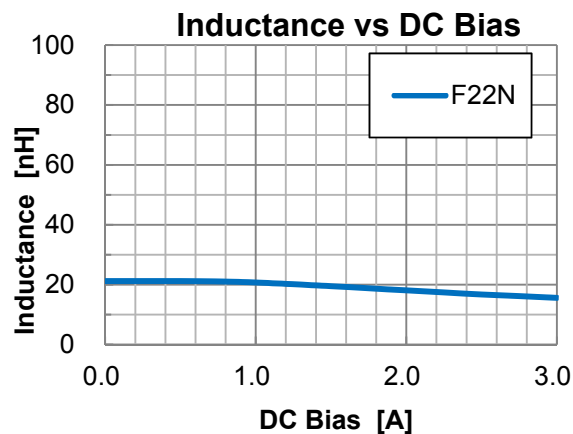
Frequency Characteristics
(Q factor)



Frequency Characteristics
(Impedance)

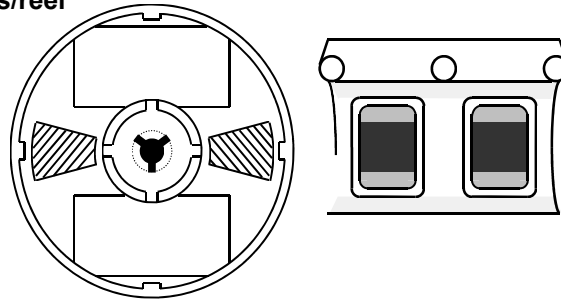


Inductance vs. DC Bias

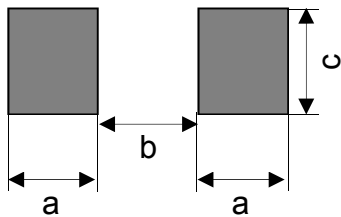


PACKAGING

- MLH1005 t=0.55 mm Max : 10,000 pcs/reel
- MLH1608 t=0.95 mm Max : 4,000 pcs/reel
- MLH2012 t=0.95 mm Max : 4,000 pcs/reel



Recommended Land Pattern



(in mm)

Type	a	b	c
1005	0.5	0.4	0.5
1608	0.6	0.8	0.8
2012	0.8	1.0	1.2

RECOMMENDED SOLDERING CONDITION

