

# XB7NS9444

Harmony XB7, Monolithic emergency stop, plastic, red mushroom Ø40, Ø22, latching key release, 2 NC



## Main

Range of Product	Harmony XB7
Product or Component Type	Emergency stop push-button
Device short name	XB7
Mounting diameter	0.87 in (22 mm)
Sale per indivisible quantity	10
Shape of signaling unit head	Round
Type of operator	Mechanical latching
Reset	Key release
Operator profile	Red mushroom Ø 40 mm, unmarked
Type of Keylock	Ronis 455
Contacts type and composition	2 NC
Connections - terminals	Screw clamp terminals, <= 2 x 1.5 mm <sup>2</sup> with cable end EN/IEC 60947-1 Screw clamp terminals, 1 x 0.34...2 x 2.5 mm <sup>2</sup> without cable end EN/IEC 60947-1
Device presentation	Monolithic product

## Complementary

CAD overall width	1.57 in (40 mm)
CAD overall height	1.57 in (40 mm)
CAD overall depth	2.83 in (72 mm)
Terminals description ISO n°1	(13-14)NC (21-22)NC
Net Weight	0.08 lb(US) (0.035 kg)
Device mounting	Fixing hole 0.89 in (22.5 mm) 22.3 +0.4/0 EN/IEC 60947-1
Fixing center	>= 30 x 40 mm support panel) metal 0.04...0.24 in (1...6 mm) >= 30 x 40 mm support panel) plastic 0.08...0.24 in (2...6 mm)
Fixing mode	Fixing nut beneath head 17.70...21.24 lbf.in (2...2.4 N.m)
Contact operation	Snap action
Contacts usage	Standard
Positive opening	With EN/IEC 60947-5-1 appendix K
Mechanical durability	100000 cycles
Tightening torque	7.08...10.62 lbf.in (0.8...1.2 N.m) EN 60947-1
Shape of screw head	Cross JIS No 1 Cross Philips no 1 Cross pozidriv No 1 Slotted flat Ø 4 mm Slotted flat Ø 5.5 mm
Short-circuit protection	4 A cartridge fuse gG EN/IEC 60947-5-1
[Ui] rated insulation voltage	250 V 3)EN/IEC 60947-1
[Uimp] rated impulse withstand voltage	4 kV EN/IEC 60947-1
[Ie] rated operational current	0.1 A 250 V, DC-13, R300 EN/IEC 60947-5-1 0.22 A 125 V, DC-13, R300 EN/IEC 60947-5-1 0.75 A 240 V, AC-15, C300 EN/IEC 60947-5-1 1.5 A 120 V, AC-15, C300 EN/IEC 60947-5-1

The information provided in this documentation contains general descriptions and/or technical characteristics of the performance of the products contained herein. This documentation is not intended as a substitute for and is not to be used for determining suitability or reliability of these products for specific user applications. It is the duty of any such user or integrator to perform the appropriate and complete risk analysis, evaluation and testing of the products with respect to the relevant specific application or use thereof. Neither Schneider Electric Industries SAS nor any of its affiliates or subsidiaries shall be responsible or liable for misuse of the information contained herein.

Electrical durability	1000000 Cycles, DC-13, 0.3 A 24 V 216000 cyc/mn 0.5 EN/IEC 60947-5-1 appendix C 1000000 Cycles, AC-15, 0.03 A 230 V 216000 cyc/mn 0.5 EN/IEC 60947-5-1 appendix C 1000000 cycles, AC-15, 0.09 A 240 V 108000 cyc/mn 0.5 EN/IEC 60947-5-1 appendix C
Electrical reliability	$\Lambda < 5 \times 10^{\exp(-7)}$ 17 V 5 mA IEC 60947-5-4

## Environment

Protective treatment	TH
Ambient Air Temperature for Storage	-40...158 °F (-40...70 °C)
Ambient Air Temperature for Operation	-13...158 °F (-25...70 °C)
Electrical shock protection class	Class II IEC 60536
IP degree of protection	IP20 IEC 60529 rear face) IP65 IEC 60529 front face)
NEMA degree of protection	NEMA 12 UL 50 NEMA 3 UL 50
Standards	IEC 60364-5-53 EN/IEC 60204-1 CSA C22.2 No 14 UL 508 EN/IEC 60947-5-5 EN/IEC 60947-5-1 EN/ISO 13850 EN/IEC 60947-1
Product Certifications	CCC GOST
Vibration resistance	5 gn 2...500 Hz)IEC 60068-2-6
Shock resistance	15 gn 11 ms) half sine wave acceleration IEC 60068-2-27

## Ordering and shipping details

Category	22464-PUSHBUTTONS, XB7-22MM
Discount Schedule	CS2
GTIN	3606480465642
Nbr. of units in pkg.	1
Package weight(Lbs)	2.68 oz (76.0 g)
Returnability	No
Country of origin	ID

## Packing Units

Unit Type of Package 1	PCE
Package 1 Height	5.91 in (15 cm)
Package 1 width	6.30 in (16 cm)
Package 1 Length	3.15 in (8 cm)
Unit Type of Package 2	BAG
Number of Units in Package 2	10
Package 2 Weight	26.88 oz (762.0 g)
Package 2 Height	6.30 in (16 cm)
Package 2 width	5.91 in (15 cm)
Package 2 Length	3.15 in (8 cm)
Unit Type of Package 3	S01
Number of Units in Package 3	50
Package 3 Weight	8.92 lb(US) (4.046 kg)
Package 3 Height	5.91 in (15 cm)
Package 3 width	5.91 in (15 cm)
Package 3 Length	15.75 in (40 cm)

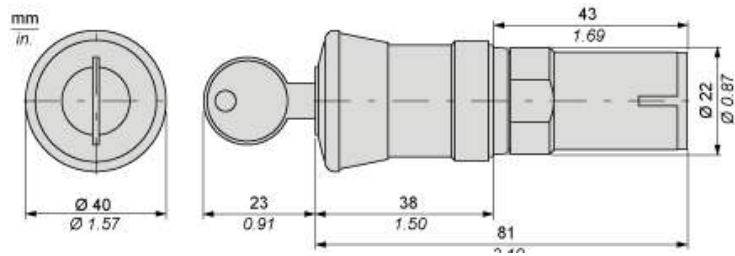
## Offer Sustainability

Sustainable offer status	Green Premium product
California proposition 65	WARNING: This product can expose you to chemicals including: Di-isodecyl phthalate (DIDP), which is known to the State of California to cause birth defects or other reproductive harm. For more information go to <a href="http://www.P65Warnings.ca.gov">www.P65Warnings.ca.gov</a>
REACH Regulation	<a href="#">REACH Declaration</a>
REACH free of SVHC	Yes
EU RoHS Directive	Pro-active compliance (Product out of EU RoHS legal scope) <a href="#">EU RoHS Declaration</a>
Toxic heavy metal free	Yes
Mercury free	Yes
RoHS exemption information	<a href="#">Yes</a>
China RoHS Regulation	<a href="#">China RoHS Declaration</a>
Environmental Disclosure	<a href="#">Product Environmental Profile</a>
Circularity Profile	<a href="#">End Of Life Information</a>
WEEE	The product must be disposed on European Union markets following specific waste collection and never end up in rubbish bins.

## Contractual warranty

Warranty	18 months
----------	-----------

Non-illuminated Pushbutton

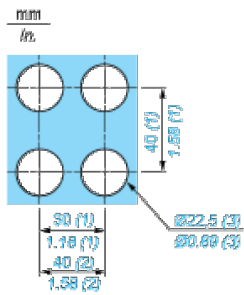


---

## Mounting

---

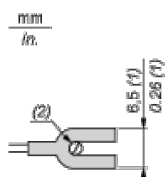
### Diameter of Finished Fixing Holes



- (1) Minimum value.
- (2) 40 mm/1.58 in. for Emergency switching off pushbutton only.
- (3) Standard value: Ø 22.3 (0; + 0.4) mm/Ø 0.88 (0; + 0.02) in.

### “U” Type Tag Connection

---



- (1) 6.5 mm/0.26 in. recommended, 7 mm/0.28 in. max.
- (2) M3 screw clamp terminal.

---

Wiring

---

