

Base & DIN Rail Mounted UL Fuse Class J, CC

For a complete assembly, please select one of each:

- 1 switch
- 1 handle
- 1 shaft



CFD30J3



CDS180S



CDH3S



CFD30J3



CDH3S, 5S



CDH4S, 6S



CDS__

30 Amp switches, 600V

UL general purpose amp rating	UL Fuse type 600V	Maximum horsepower rating					Terminal lugs		Catalog number
		Three phase					Wire size	Wire type	
		200V	208V	240V	480V	600V			
3 pole									
30	J	5	7.5	7.5	15	20	#18-8	Cu	CFD30J3
30 [Ⓞ]	CC	5	7.5	7.5	15	20	#18-8	Cu	CFD30CC3
4 pole									
30	J	5	7.5	7.5	15	20	#18-8	Cu	CFD30J4
30 [Ⓞ]	CC	5	7.5	7.5	15	20	#18-8	Cu	CFD30CC4

Selector handles — for use with shafts .20 x .20" (5 x 5 mm)

NEMA type	IEC type	Color	Defeatable	Padlockable	Weight (lbs.)	Catalog number
All marked both O/I & Off/On						
1,3R,12	IP65	Black	—	Yes	0.16	CDH3S
1,3R,12	IP65	Red/Yellow	—	Yes	0.16	CDH4S
1,3R,12	IP65	Black	Yes	Yes	0.16	CDH5S
1,3R,12	IP65	Red/Yellow	Yes	Yes	0.16	CDH6S

Shafts — for use with CDH selector handles .20 x .20" (5 x 5 mm)

Shaft length (inches/mm)	Mounting depth (in inches)	Weight (lbs.)	Catalog number
3.3/85	5.5 – 5.7	0.04	CDS85S
4.1/105	5.5 – 6.5	0.04	CDS105S
4.7/120	5.5 – 7.1	0.05	CDS120S
5.1/130	5.5 – 7.5	0.05	CDS130S
7.1/180	6.3 – 9.4	0.08	CDS180S
9.8/250	9.1 – 12.2	0.10	CDS250S
13.0/330	12.2 – 15.4	0.14	CDS330S

[Ⓞ] Rejection style fuses only.

for 30A Fusible Disconnect Switches

For a complete assembly, please select one of each:

- 1 switch
- 1 handle
- 1 shaft



CFD30J3

+



CDS67P

+



BDH107

Fusible

Non-Fused

Enclosed Fused

Enclosed Non-Fused



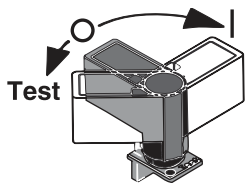
BDH104,106



BDH105, 107



CDS__P



BDH79

Pistol handles — for use with shafts .20 x .20" (5 x 5 mm)

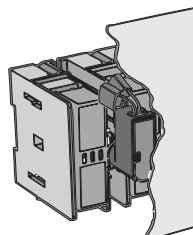
NEMA type	IEC type	Color	Marking	Length inches/mm	Defeatable	Padlockable	Weight (lbs.)	Catalog number
1,3R,12	IP65	Black	O/I & Off/On	1.8/45	Yes	Yes	0.28	BDH104
1,3R,12	IP65	Red/Yellow	O/I & Off/On	1.8/45	Yes	Yes	0.28	BDH105
1,3R,12	IP65	Black	O/I & Off/On	2.6/65	Yes	Yes	0.29	BDH106
1,3R,12	IP65	Red/Yellow	O/I & Off/On	2.6/65	Yes	Yes	0.29	BDH107
1,3R,4,4X,12	IP65	Black	O/I & Off/On	2.6/65	Yes	Yes	0.29	CDHXB65
1,3R,4,4X,12	IP65	Red/Yellow	O/I & Off/On	2.6/65	Yes	Yes	0.29	CDHXY65
1,3R,12	IP65	Black	Off/On/Test	2.6/65	Yes	Yes	0.29	BDH106T
1,3R,12	IP65	Red/Yellow	Off/On/Test	2.6/65	Yes	Yes	0.29	BDH107T

Shafts — for use with pistol handles .20 x .20" (5 x 5 mm)

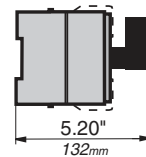
Shaft length (inches/mm)	Mounting depth (in inches)	Weight (lbs.)	Catalog number
5.9/150	4.9 – 8.9	0.07	CDS48P
6.7/170	5.9 – 9.7	0.08	CDS67P
10.4/265	9.5 – 13.4	0.12	CDS49P
15.8/400	15.0 – 18.7	0.18	CDS50P
19.7/500	20.5 – 22.6	0.23	CDS99P

Direct mount handle — mounts directly to switch, no shaft necessary

NEMA type	Color	Marking	Length mm	Padlockable	Weight (lbs.)	Catalog number
1	Blk	O/I/Test	50	Yes	0.10	BDH79



BDH79 Mounted

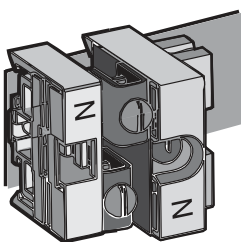


5.20"/132mm
BDH79 Mounted depth


for 30A Fusible Disconnect Switches



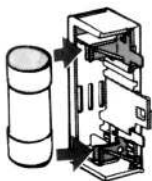
CFD30J3 with auxiliaries



CFDZX171



NDNA100



BDZD48



CXBY67121

Auxiliary contacts^①

Description	For use on:	Weight (lbs)	AC thermal amp rating	AC rated voltage	Catalog number
Form C 1 N.O. & 1 N.C. (2 maximum)	CFD30_ for direct mounting to switch	0.04	6	250	BDAUX157
1 N.O. 1 N.C. (6 maximum)	CFD30_ CDAUXB mounting base required	0.03	NEMA A600,P600		CDAUX10 CDAUX01K

Mounting base

Description	For use with:	Weight (lbs)	Catalog number
Mounting base	CDAUX10, CDAUX01K	0.08	CDAUXB

Terminal pole

Description	For use on:	Weight (lbs)	AC thermal amp rating	AC rated voltage	Catalog number
Detachable neutral mounts on side of switch or DIN rail	CFD30_	0.45	30	600	CFDZX171

DIN rail

Description	For use on:	Weight (lbs.)	Length inches/mm	Catalog number
35mm DIN Rail	CFD30_	.38	39.4/1000	NDNA100
35mm Aluminum DIN Rail	CFD30_	.75	78.8/2000	NDNA200

Fuse Carriers (Replacement Parts)

Description	For use on:	Catalog number
CC fuse carrier	BDZD48	BDZD48
J fuse carrier	BDZD28	BDZD28
Class CC Solid link	NNB-R	NNB-R

Terminal cover (replacement part)

Description	For use on:	Catalog number
Covers terminal below fuse carrier	CFD30_	CDBY67121

① UL File # E83510

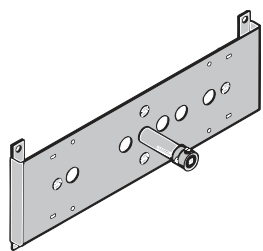
for 30A Fusible Disconnect Switches

Fusible

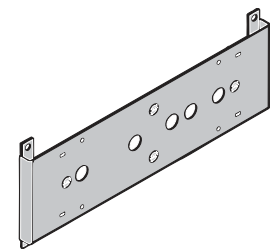
Non-Fused

Enclosed Fused

Enclosed Non-Fused



BDZW30



BDZW4

Conversion mechanisms

- Switches are not included

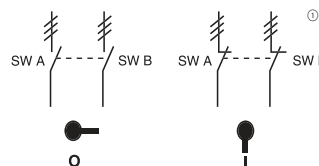
Description	For use on:	Weight (lbs)		Catalog number
6 pole	CFD	1.74		BDZW5
8 pole	CFD	1.90		BDZXB
Transfer				
3 pole	CFD	2.11	Type 1,3R, 12	BDZW30
3 pole	CFD	2.11	Type 1,3R, 4, 4X, 12	BDZW30X
4 pole	CFD	2.30	Type 1,3R, 12	Call Factory
4 pole	CFD	2.30	Type 1,3R, 4, 4X, 12	Call Factory
Mechanical interlock				
3 pole	CFD	1.74		BDZW4
4 pole	CFD	1.90		Call Factory

6 or 8 pole — BDZW5

6 (8) pole mechanism allows two switches, controlled by one handle, to open or close simultaneously.

Equipment required for a complete installation:

- One conversion mechanism
- Two disconnect switches
- One handle
- One 5 mm shaft



	POS. O	POS. I
SW. A	O	X
SW. B	O	X

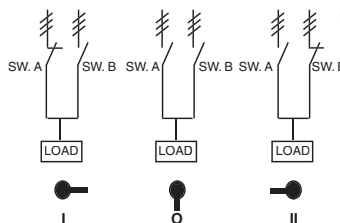
X = Closed
O = Open

Transfer — BDZW30

Transfer mechanism manually transfers between two power sources using two switches and a center OFF position. A 3 position handle is included.

Equipment required for a complete installation:

- One conversion mechanism
- Two disconnect switches
- One 5 mm shaft



	POS. I	POS. O	POS. II
SW. A	X	O	O
SW. B	O	O	X

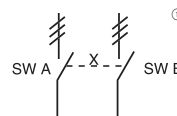
X = Closed
O = Open

Mechanical interlock — BDZW4

Mechanical interlock mechanism prevents both switches from being in the "ON" position at the same time.

Equipment required for a complete installation:

- One conversion mechanism
- Two disconnect switches
- Two handles
- Two 5 mm shafts



	SW. A POS. I	SW. B POS. I
SW. A	X	O
SW. B	O	X

X = Closed
O = Open

① = Three poles