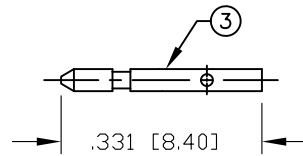
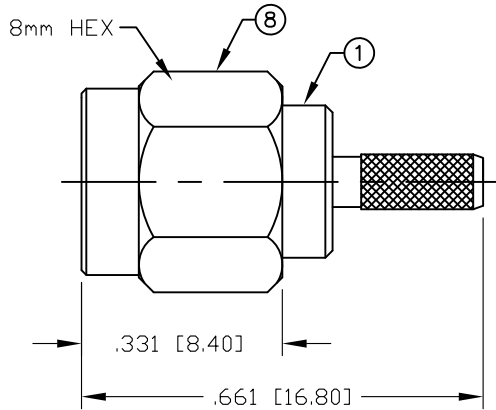
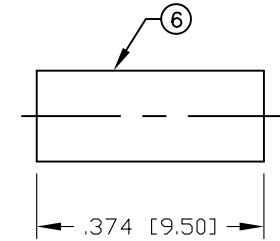


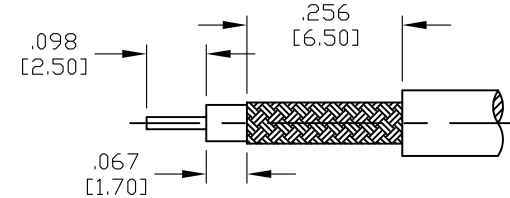
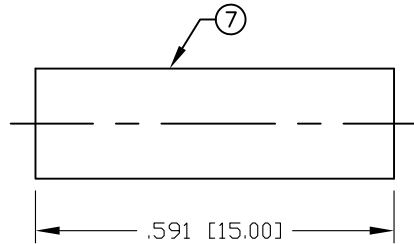
PART NO.		RSA-3000-B1		
REV	DESCRIPTION	DWN	DATE	APPROVED
A	UPDATED DWG FORMAT / CHANGED CRIMP DIE	CZS	03/21/21	JDMc



RECOMMEND SOLDER
OPTIONAL CRIMPING W/ RFA-4089



RECOMMENDED CRIMP DIE: .155"



RECOMMENDED STRIPPING DIM'S

SPECIFICATIONS:

IMPEDANCE: 50 Ohms
 FREQUENCY RANGE: 0-12.4 GHz
 WORKING VOLTAGE: 500 V rms Max. @ Sea Level
 INSULATION RESISTANCE: 5k M Ohms min.
 TEMPERATURE RANGE: -65°C TO 165°C
 FOR RG-316DS Double Shield, BELDEN 83269

#	DESCRIPTION	QTY	MATERIAL	FINISH
8	COUPLING NUT	1	BRASS	NICKEL
7	TUBING	1	HEAT SHRINK	BLACK
6	FERRULE	1	BRASS	NICKEL
5	GASKET	1	SILICONE	RED
4	RETAINING RING	1	Be.Cu.	NATURAL
3	PIN	1	BRASS	GOLD
2	INSULATOR	1	PTFE	NATURAL
1	BODY	1	BRASS	NICKEL

CUSTOMER OUTLINE DRAWING	
ALL DIMENSIONS ARE REFERENCE ONLY	
UNLESS OTHERWISE SPECIFIED: DIMENSIONS ARE IN INCHES AND [MILLIMETERS]	
DRAWN C. ZUÑIGA	03/21/21
CHECKED	
ORJ DRAWN K. MAXWELL	3/21/95

RoHS COMPLIANT

PROPRIETARY AND CONFIDENTIAL
 THIS DRAWING CONTAINS
 INFORMATION PROPRIETARY TO
 RF INDUSTRIES, ANY
 UNAUTHORIZED USE OF THIS
 DRAWING IS EXPRESSLY
 PROHIBITED WITHOUT WRITTEN
 PERMISSION FROM RF
 INDUSTRIES. ANY VIOLATION IS
 PUNISHABLE UNDER U.S.
 COPYRIGHT LAWS.

RFconnectors
 DIVISION OF RF INDUSTRIES, LTD. (858) 549-6345 FAX

RFINDUSTRIES.COM
 7610 MIRAMAR RD.
 SAN DIEGO, CA 92126
 (858) 549-6340

SMA PLUG CRIMP

CABLE GROUP B1	DWG # RSA-3000-B1	REVISION A
FORMAT A	SCALE NTS	CONTROL # 000000
		SHEET 1 OF 1