

DAISY-7X1-W2

~50° wide beam with tighter cutoff

SPECIFICATION:

Dimensions	279.5 x 39.6 mm
Height	20.3 mm
Fastening	pin, screw, clips
ROHS compliant	yes ⓘ

MATERIALS:

Component	Type	Material	Colour	Finish
C16989_DAISY-7X1-W2	Linear lens	PMMA	clear	
C18409_DAISY-7X1-SHD-MET-MATT	Shade	PC	metal	matt
C18167_DAISY-7X1-SHD-MET	Shade	PC	metal	gloss
C17225_DAISY-7X1-SHD-WHT-MATT	Shade	PC	white	matt
C17051_DAISY-7X1-SHD-MATT	Shade	PC	black	matt
C16876_DAISY-7X1-SHD-WHT	Shade	PC	white	gloss
C16872_DAISY-7X1-SHD	Shade	PC	black	gloss

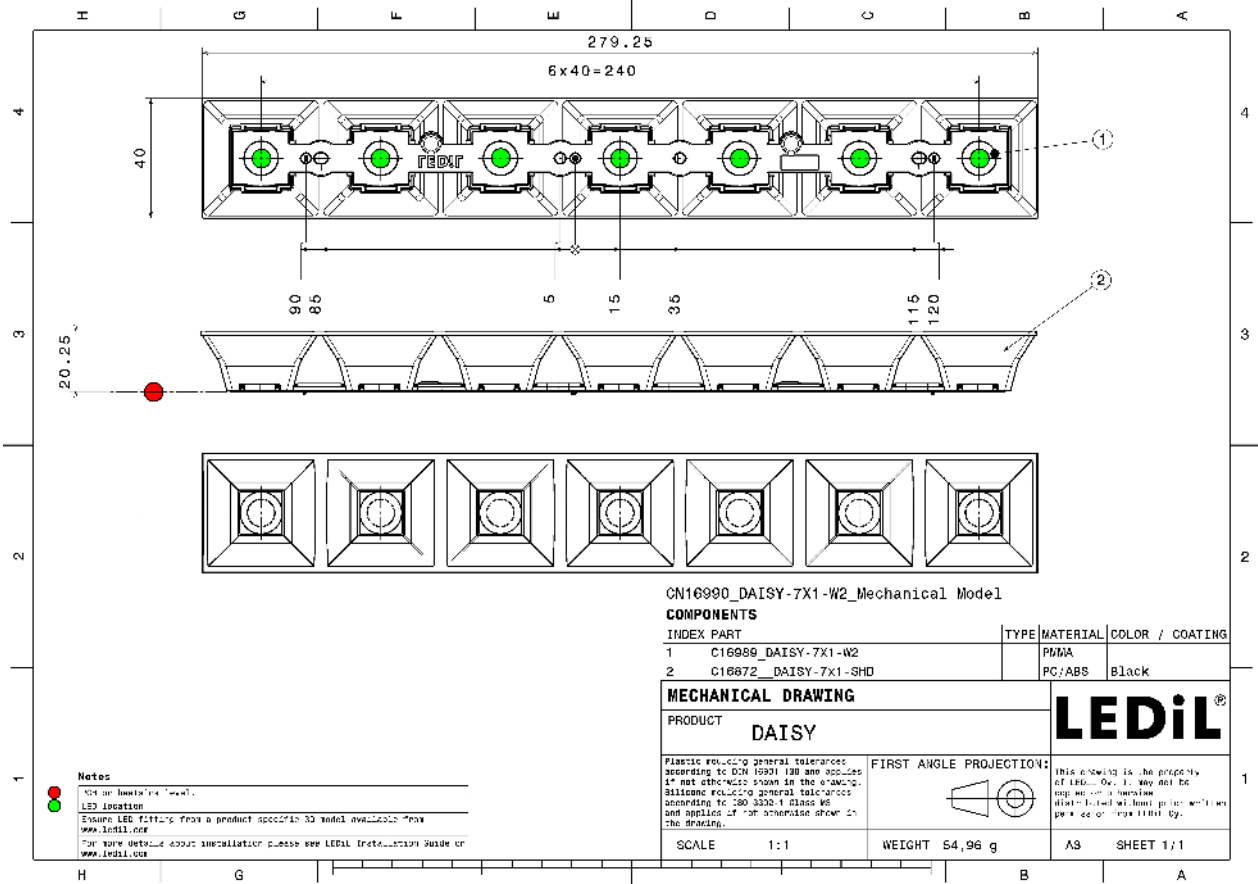
ORDERING INFORMATION:

Quantities for one set:

Linear lens	1
Shade	1



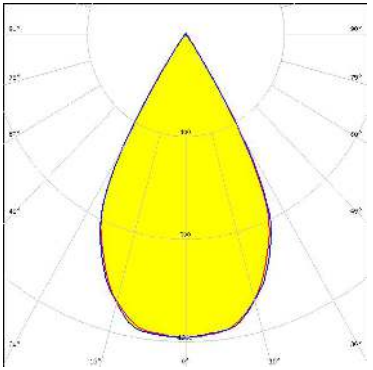


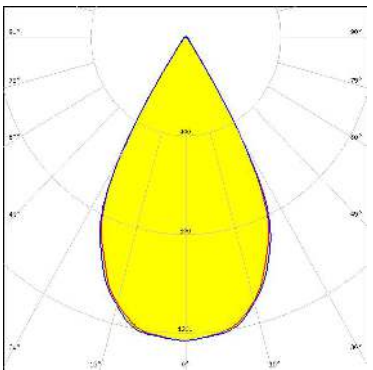


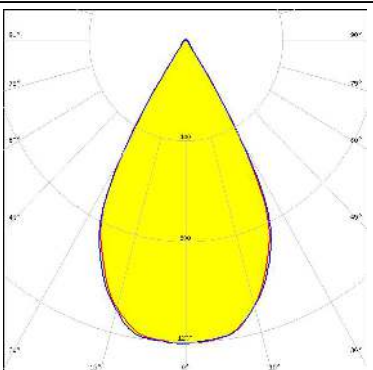


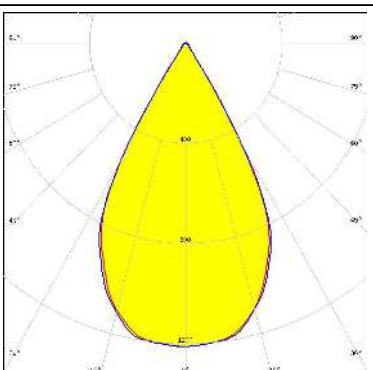


Component		Qty in box	MOQ	MPQ	Box weight (kg)
C16989_DAISY-7X1-W2	Linear lens	312	192	24	7.0
» Box size: 400 x 300 x 300 mm					
C17051_DAISY-7X1-SHD-MATT	Shade	156	192	24	7.3
» Box size: 595 x 360 x 230 mm					
C16872_DAISY-7X1-SHD	Shade	156	192	24	7.1
» Box size: 595 x 360 x 230 mm					
C17225_DAISY-7X1-SHD-WHT-MATT	Shade	156	192	24	7.6
» Box size: 595 x 360 x 230 mm					
C16876_DAISY-7X1-SHD-WHT	Shade	156	192	24	7.6
» Box size: 595 x 360 x 230 mm					
C18167_DAISY-7X1-SHD-MET	Shade	156	192	24	7.0
» Box size: 595 x 360 x 230 mm					
C18409_DAISY-7X1-SHD-MET-MATT	Shade	156	192	24	7.0
» Box size: 595 x 360 x 230 mm					


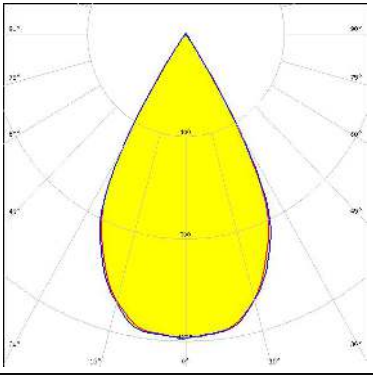

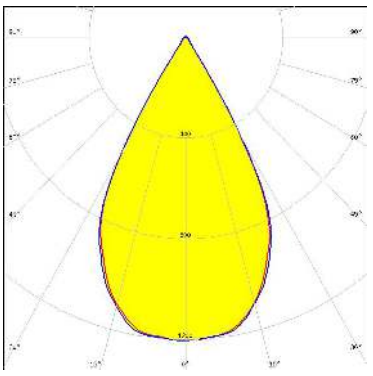

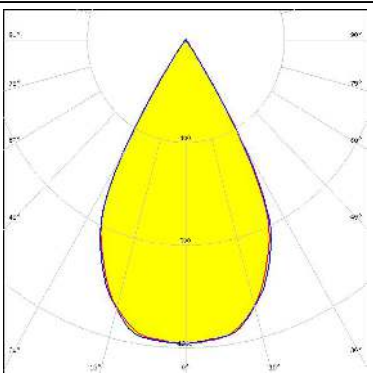

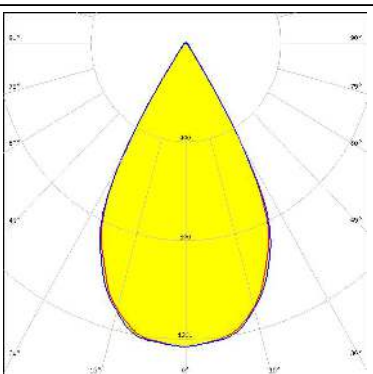


See also our general installation guide: www.ledil.com/installation_guide


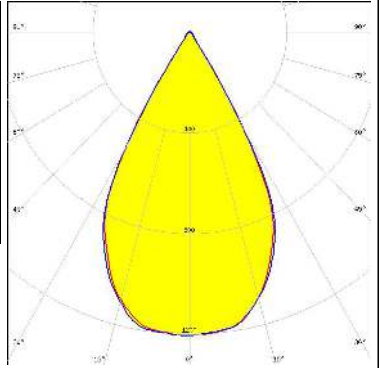

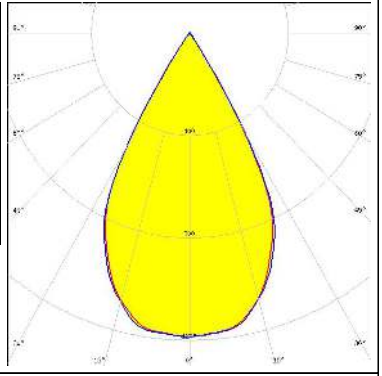

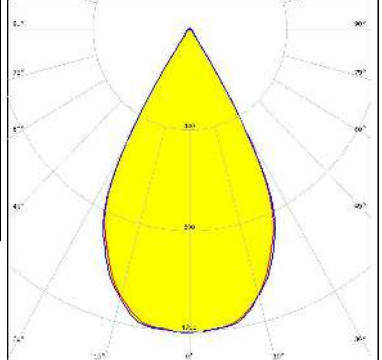
OPTICAL RESULTS (MEASURED):

	<p>LED LIGHT ENGINE DAISY 28 LEDs 277.5mm x 20mm</p> <p>FWHM / FWTM 58.0° / 68.0°</p> <p>Efficiency 85 %</p> <p>Peak intensity 1.2 cd/m</p> <p>LEDs/each optic 4</p> <p>Light colour White</p> <p>Required components: C16872_DAISSY-7X1-SHD</p>		
	<p>LED LIGHT ENGINE DAISY 28 LEDs 277.5mm x 20mm</p> <p>FWHM / FWTM 58.0° / 69.0°</p> <p>Efficiency 92 %</p> <p>Peak intensity 1.2 cd/m</p> <p>LEDs/each optic 4</p> <p>Light colour White</p> <p>Required components: C18167_DAISSY-7X1-SHD-MET</p>		
	<p>LED LIGHT ENGINE DAISY 28 LEDs 277.5mm x 20mm</p> <p>FWHM / FWTM 58.0° / 68.0°</p> <p>Efficiency 92 %</p> <p>Peak intensity 1.2 cd/m</p> <p>LEDs/each optic 4</p> <p>Light colour White</p> <p>Required components: C16876_DAISSY-7X1-SHD-WHT</p>		
	<p>LED LIGHT ENGINE DAISY 28 LEDs 277.5mm x 20mm</p> <p>FWHM / FWTM 58.0° / 68.0°</p> <p>Efficiency 91 %</p> <p>Peak intensity 1.2 cd/m</p> <p>LEDs/each optic 4</p> <p>Light colour White</p> <p>Required components: C17533_DAISSY-7X1-SHD-MET-MATT</p>		



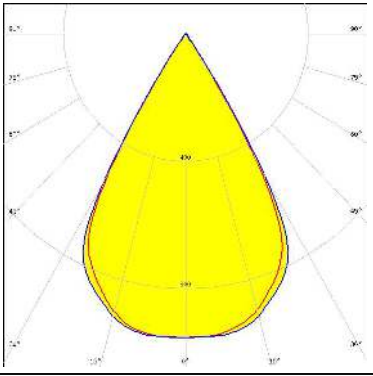


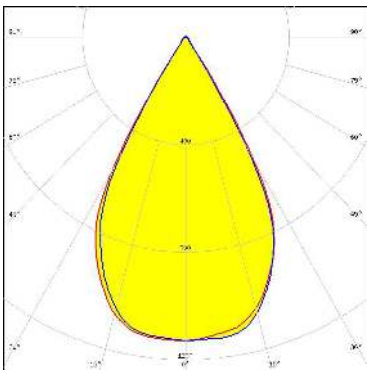


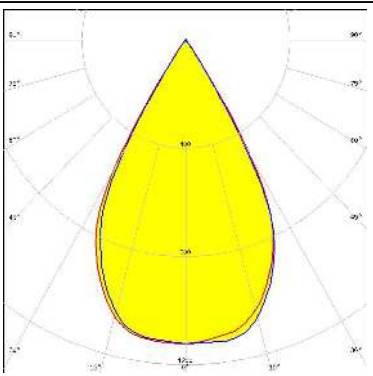


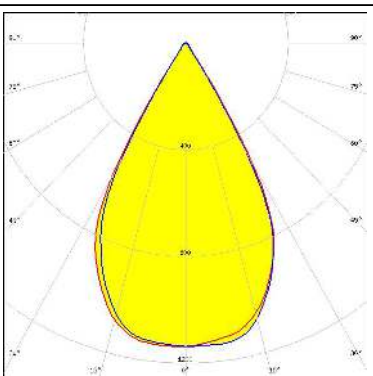
OPTICAL RESULTS (MEASURED):

<p>AUDAX ELECTRONICS</p> <p>LED LIGHT ENGINE DAISY 28 LEDs 277.5mm x 20mm FWHM / FWTM 58.0° / 68.0° Efficiency 85 % Peak intensity 1.2 cd/lm LEDs/each optic 4 Light colour White Required components: C17051_DAISY-7X1-SHD-MATT</p>		
<p>AUDAX ELECTRONICS</p> <p>LED LIGHT ENGINE DAISY 28 LEDs 277.5mm x 20mm FWHM / FWTM 58.0° / 68.0° Efficiency 92 % Peak intensity 1.2 cd/lm LEDs/each optic 4 Light colour White Required components: C17225_DAISY-7X1-SHD-WHT-MATT</p>		
<p>LUMILEDS</p> <p>LED LUXEON 2835 Line FWHM / FWTM 58.0° / 68.0° Efficiency 85 % Peak intensity 1.2 cd/lm LEDs/each optic 4 Light colour White Required components: C16872_DAISY-7X1-SHD</p>		
<p>LUMILEDS</p> <p>LED LUXEON 2835 Line FWHM / FWTM 58.0° / 69.0° Efficiency 92 % Peak intensity 1.2 cd/lm LEDs/each optic 4 Light colour White Required components: C17532_DAISY-7X1-SHD-MET</p>		


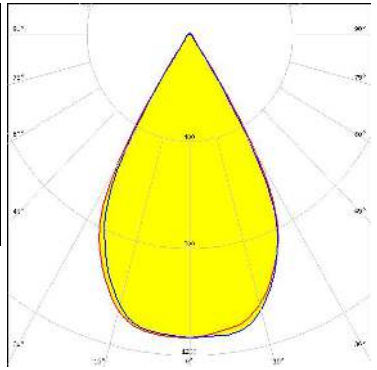

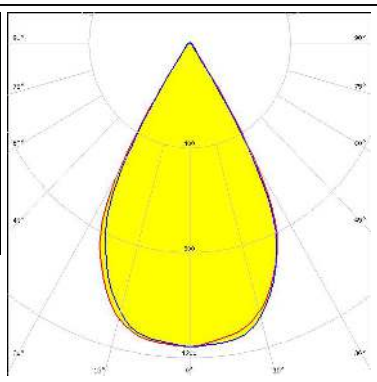

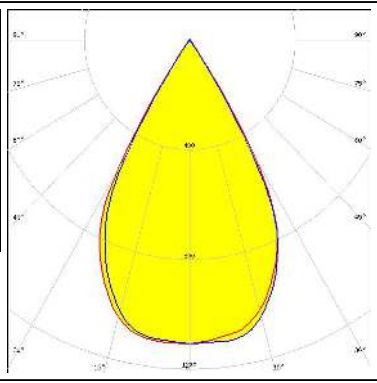

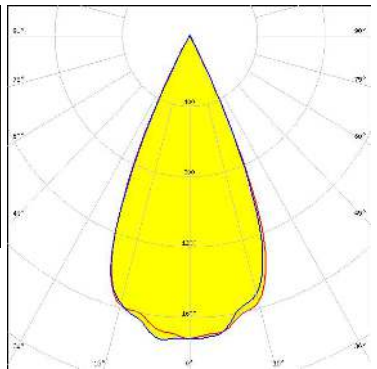
OPTICAL RESULTS (MEASURED):

<p>LUMILEDS</p> <p>LED LUXEON 2835 Line FWHM / FWTM 58.0° / 69.0° Efficiency 92 % Peak intensity 1.2 cd/lm LEDs/each optic 4 Light colour White Required components: C16876_DAISY-7X1-SHD-WHT</p>		
<p>LUMILEDS</p> <p>LED LUXEON 2835 Line FWHM / FWTM 58.0° / 69.0° Efficiency 91 % Peak intensity 1.2 cd/lm LEDs/each optic 4 Light colour White Required components: C17533_DAISY-7X1-SHD-MET-MATT</p>		
<p>LUMILEDS</p> <p>LED LUXEON 2835 Line FWHM / FWTM 58.0° / 68.0° Efficiency 85 % Peak intensity 1.2 cd/lm LEDs/each optic 4 Light colour White Required components: C17051_DAISY-7X1-SHD-MATT</p>		
<p>LUMILEDS</p> <p>LED LUXEON 2835 Line FWHM / FWTM 58.0° / 69.0° Efficiency 92 % Peak intensity 1.2 cd/lm LEDs/each optic 4 Light colour White Required components: C17225_DAISY-7X1-SHD-WHT-MATT</p>		

OPTICAL RESULTS (MEASURED):

 <p>LED Opticus Daisy M L28W2 FWHM / FWTM 61.0° / 70.0° Efficiency 82 % Peak intensity 1 cd/lm LEDs/each optic 4 Light colour White Required components: C17051_DAISSY-7X1-SHD-MATT</p>		
 <i>Your solutions</i> <p>LED LinLED 280x28mm 1100lm 8x0 2C 42V Opt G1 FWHM / FWTM 59.0° / 69.0° Efficiency 90 % Peak intensity 1.1 cd/lm LEDs/each optic 4 Light colour White Required components: C17225_DAISSY-7X1-SHD-WHT-MATT</p>		
 <i>Your solutions</i> <p>LED LinLED 280x28mm 1100lm 8x0 2C 42V Opt G1 FWHM / FWTM 59.0° / 69.0° Efficiency 84 % Peak intensity 1.1 cd/lm LEDs/each optic 4 Light colour White Required components: C16872_DAISSY-7X1-SHD</p>		
 <i>Your solutions</i> <p>LED LinLED 280x28mm 1100lm 8x0 2C 42V Opt G1 FWHM / FWTM 59.0° / 69.0° Efficiency 89 % Peak intensity 1.1 cd/lm LEDs/each optic 4 Light colour White Required components: C17533_DAISSY-7X1-SHD-MET-MATT</p>		

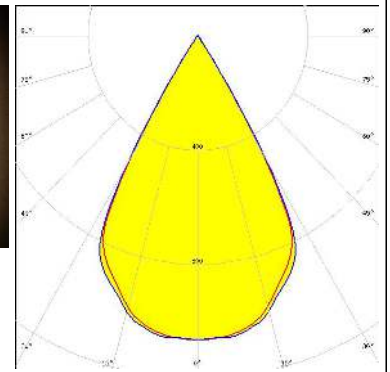
OPTICAL RESULTS (MEASURED):

<p>MST <i>Your solutions</i></p> <p>LED LinLED 280x28mm 1100lm 8x0 2C 42V Opt G1 FWHM / FWTM 59.0° / 69.0° Efficiency 90 % Peak intensity 1.1 cd/lm LEDs/each optic 4 Light colour White Required components: C16876_DAISSY-7X1-SHD-WHT</p>		
<p>MST <i>Your solutions</i></p> <p>LED LinLED 280x28mm 1100lm 8x0 2C 42V Opt G1 FWHM / FWTM 59.0° / 70.0° Efficiency 90 % Peak intensity 1.2 cd/lm LEDs/each optic 4 Light colour White Required components: C18167_DAISSY-7X1-SHD-MET</p>		
<p>MST <i>Your solutions</i></p> <p>LED LinLED 280x28mm 1100lm 8x0 2C 42V Opt G1 FWHM / FWTM 59.0° / 69.0° Efficiency 83 % Peak intensity 1.1 cd/lm LEDs/each optic 4 Light colour White Required components: C17051_DAISSY-7X1-SHD-MATT</p>		
<p>MST <i>Your solutions</i></p> <p>LED LinLED 280x28mm 1600lm 840 4C 21V DAISY 7x1(ZT25) FWHM / FWTM 47.0° / 57.0° Efficiency 90 % Peak intensity 1.7 cd/lm LEDs/each optic 1 Light colour White Required components: C16872_DAISSY-7X1-SHD</p>		

OPTICAL RESULTS (MEASURED):

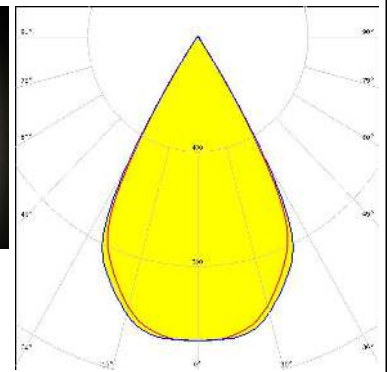
OSRAM

LED PL-LIN-2000 280x24mm
 FWHM / FWTM 59.0° / 67.0°
 Efficiency 83 %
 Peak intensity 1.1 cd/lm
 LEDs/each optic 4
 Light colour White
 Required components:
 C17051_DAISSY-7X1-SHD-MATT



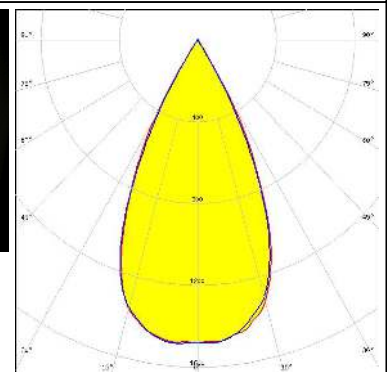

OSRAM

Opto Semiconductors
 LED OSCONIQ E 2835
 FWHM / FWTM 59.0° / 68.0°
 Efficiency 83 %
 Peak intensity 1.1 cd/lm
 LEDs/each optic 4
 Light colour White
 Required components:
 C17051_DAISSY-7X1-SHD-MATT



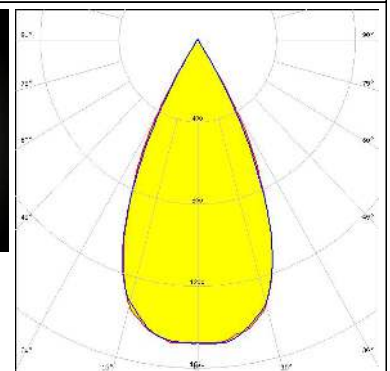
SAMSUNG

LED LM28xB Series
 FWHM / FWTM 51.0° / 65.0°
 Efficiency 89 %
 Peak intensity 1.5 cd/lm
 LEDs/each optic 1
 Light colour White
 Required components:
 C16872_DAISSY-7X1-SHD



SAMSUNG

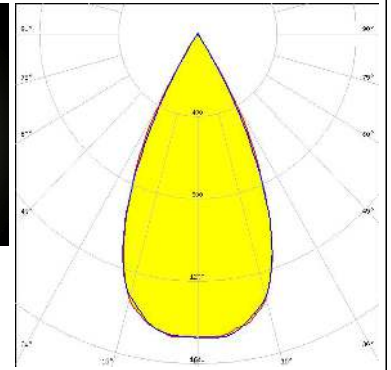
LED LM28xB Series
 FWHM / FWTM 51.0° / 65.0°
 Efficiency 92 %
 Peak intensity 1.5 cd/lm
 LEDs/each optic 2
 Light colour White
 Required components:
 C17225_DAISSY-7X1-SHD-WHT-MATT



OPTICAL RESULTS (MEASURED):

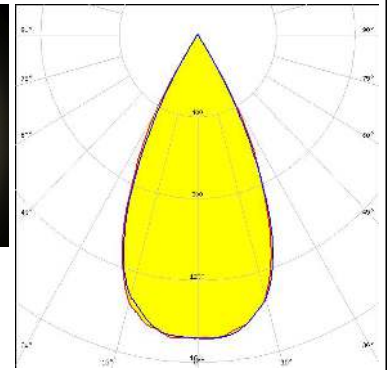
SAMSUNG

LED LM28xB Series
 FWHM / FWTM 50.0° / 65.0°
 Efficiency 89 %
 Peak intensity 1.5 cd/lm
 LEDs/each optic 2
 Light colour White
 Required components:
 C17051_DAISSY-7X1-SHD-MATT

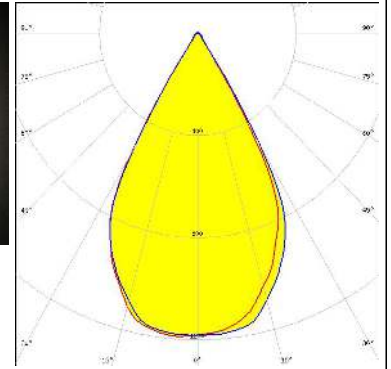


SAMSUNG

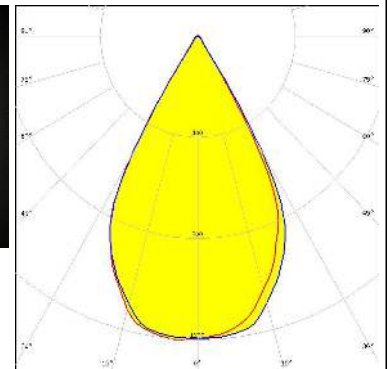
LED LM28xB Series
 FWHM / FWTM 51.0° / 65.0°
 Efficiency 92 %
 Peak intensity 1.5 cd/lm
 LEDs/each optic 2
 Light colour White
 Required components:
 C16876_DAISSY-7X1-SHD-WHT




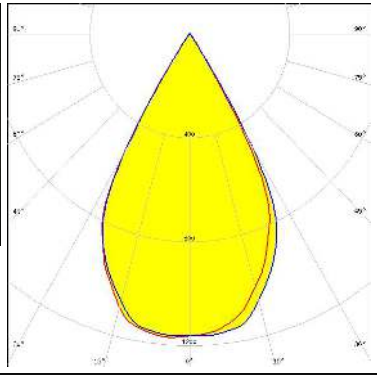

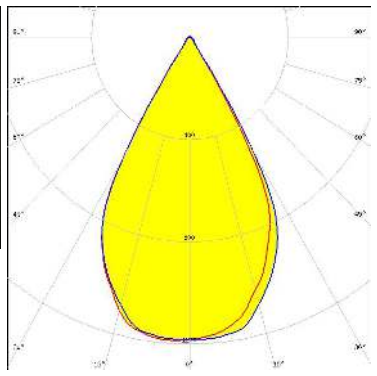

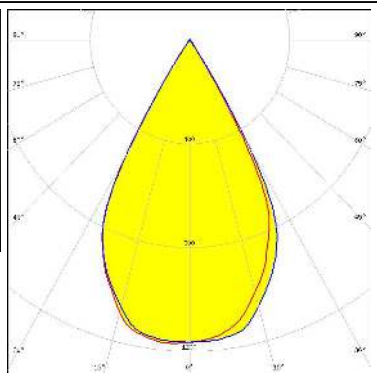

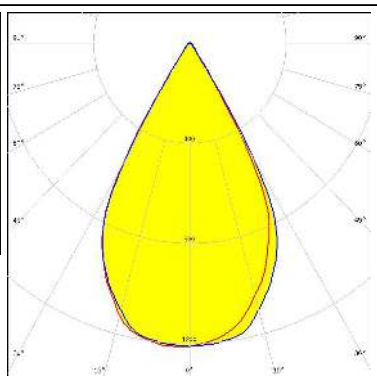
LED LED-St-L28W2c4-xxx-C015-55 (DAISY-7x1)
 FWHM / FWTM 58.0° / 68.0°
 Efficiency 93 %
 Peak intensity 1.2 cd/lm
 LEDs/each optic 4
 Light colour White
 Required components:
 C16876_DAISSY-7X1-SHD-WHT





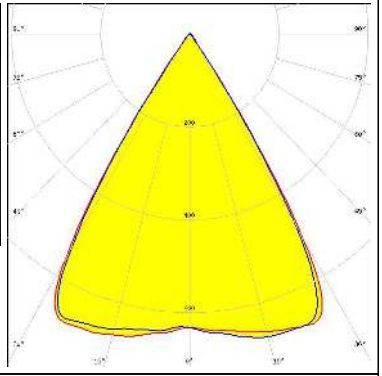


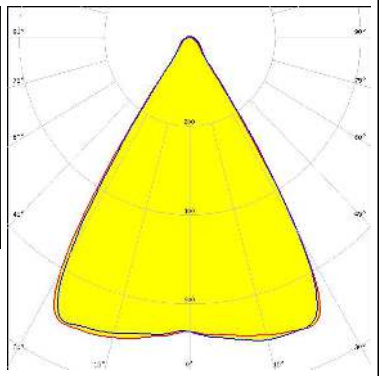

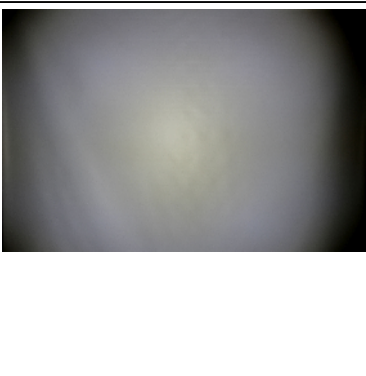
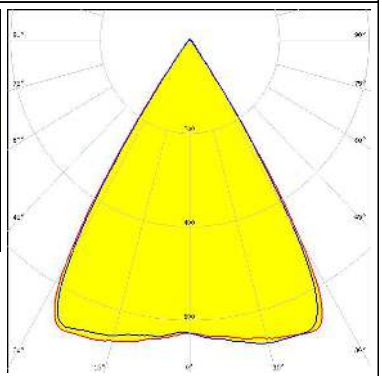


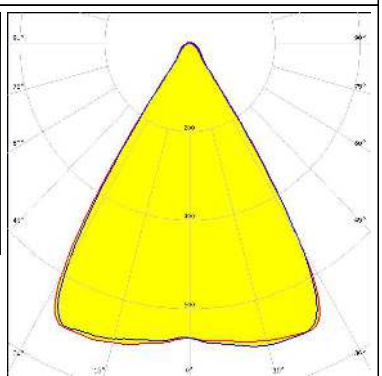
LED LED-St-L28W2c4-xxx-C015-55 (DAISY-7x1)
 FWHM / FWTM 58.0° / 68.0°
 Efficiency 92 %
 Peak intensity 1.2 cd/lm
 LEDs/each optic 4
 Light colour White
 Required components:
 C17533_DAISSY-7X1-SHD-MET-MATT



OPTICAL RESULTS (MEASURED):

<p>SEITEC Elektronik GmbH</p> <p>LED LED-St-L28W2c4-xxx-C015-55 (DAISY-7x1) FWHM / FWTM 58.0° / 68.0° Efficiency 85 % Peak intensity 1.2 cd/m LEDs/each optic 4 Light colour White Required components: C17051_DAISSY-7X1-SHD-MATT</p>		
<p>SEITEC Elektronik GmbH</p> <p>LED LED-St-L28W2c4-xxx-C015-55 (DAISY-7x1) FWHM / FWTM 58.0° / 68.0° Efficiency 93 % Peak intensity 1.2 cd/m LEDs/each optic 4 Light colour White Required components: C17225_DAISSY-7X1-SHD-WHT-MATT</p>		
<p>SEITEC Elektronik GmbH</p> <p>LED LED-St-L28W2c4-xxx-C015-55 (DAISY-7x1) FWHM / FWTM 58.0° / 67.0° Efficiency 85 % Peak intensity 1.2 cd/m LEDs/each optic 4 Light colour White Required components: C16872_DAISSY-7X1-SHD</p>		
<p>SEITEC Elektronik GmbH</p> <p>LED LED-St-L28W2c4-xxx-C015-55 (DAISY-7x1) FWHM / FWTM 58.0° / 68.0° Efficiency 92 % Peak intensity 1.2 cd/m LEDs/each optic 4 Light colour White Required components: C18167_DAISSY-7X1-SHD-MET</p>		

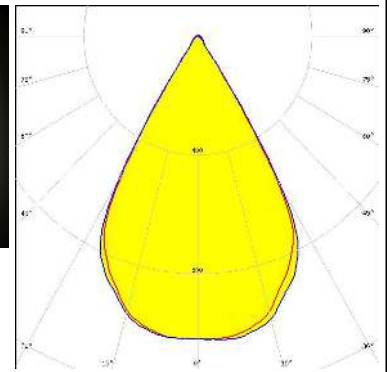
OPTICAL RESULTS (MEASURED):

<p> TEPCOMP group</p> <p>LED PassivePAQ-L-1F35-SSA3-2.7K-840-3-DC FWHM / FWTM 65.0° / 73.0° Efficiency 76 % Peak intensity 0.7 cd/lm LEDs/each optic 4 Light colour White Required components: C17051_DAISY-7X1-SHD-MATT</p>		
<p> TEPCOMP group</p> <p>LED PassivePAQ-L-1F35-SSA3-2.7K-840-3-DC FWHM / FWTM 65.0° / 75.0° Efficiency 87 % Peak intensity 0.8 cd/lm LEDs/each optic 4 Light colour White Required components: C16876_DAISY-7X1-SHD-WHT</p>		
<p> TEPCOMP group</p> <p>LED PassivePAQ-L-1F35-SSA3-2.7K-840-3-DC FWHM / FWTM 64.0° / 72.0° Efficiency 76 % Peak intensity 0.7 cd/lm LEDs/each optic 4 Light colour White Required components: C16872_DAISY-7X1-SHD</p>		
<p> TEPCOMP group</p> <p>LED PassivePAQ-L-1F35-SSA3-2.7K-840-3-DC FWHM / FWTM 65.0° / 75.0° Efficiency 87 % Peak intensity 0.8 cd/lm LEDs/each optic 4 Light colour White Required components: C17225_DAISY-7X1-SHD-WHT-MATT</p>		

OPTICAL RESULTS (MEASURED):

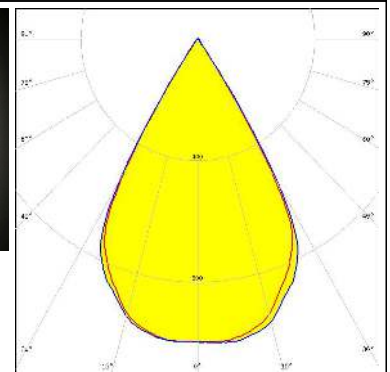
TRIDONIC

LED LLE 24x280mm 750lm 8x0 LVD ADV1
 FWHM / FWTM 61.0° / 70.0°
 Efficiency 91 %
 Peak intensity 1 cd/lm
 LEDs/each optic 4
 Light colour White
 Required components:
 C17225_DAISSY-7X1-SHD-WHT-MATT



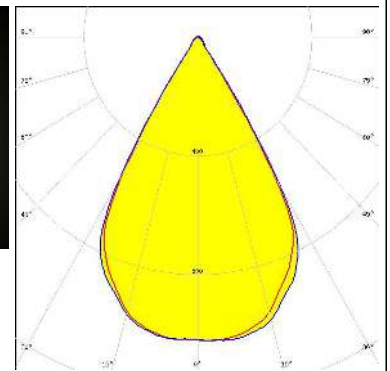

TRIDONIC

LED LLE 24x280mm 750lm 8x0 LVD ADV1
 FWHM / FWTM 60.0° / 69.0°
 Efficiency 83 %
 Peak intensity 1 cd/lm
 LEDs/each optic 4
 Light colour White
 Required components:
 C17051_DAISSY-7X1-SHD-MATT



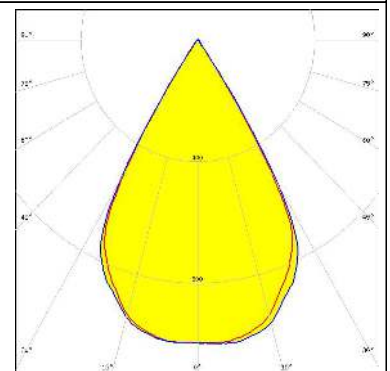
TRIDONIC

LED LLE 24x280mm 750lm 8x0 LVD ADV1
 FWHM / FWTM 60.0° / 70.0°
 Efficiency 91 %
 Peak intensity 1 cd/lm
 LEDs/each optic 4
 Light colour White
 Required components:
 C16876_DAISSY-7X1-SHD-WHT

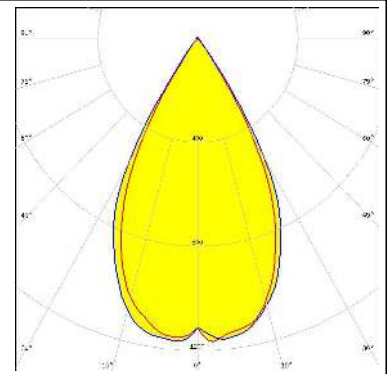
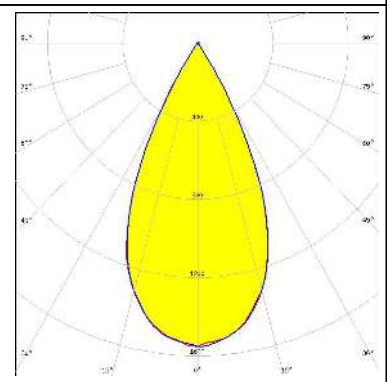
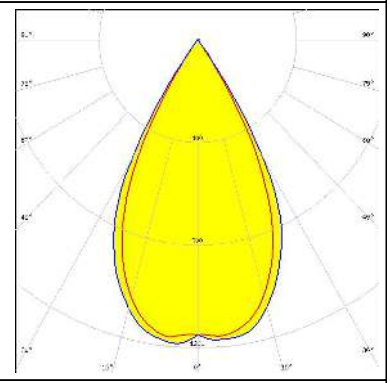
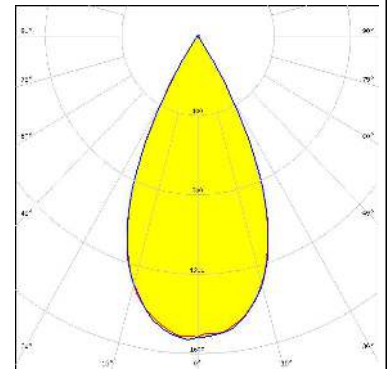


TRIDONIC

LED LLE 24x280mm 750lm 8x0 LVD ADV1
 FWHM / FWTM 60.0° / 69.0°
 Efficiency 83 %
 Peak intensity 1 cd/lm
 LEDs/each optic 1
 Light colour White
 Required components:
 C16872_DAISSY-7X1-SHD



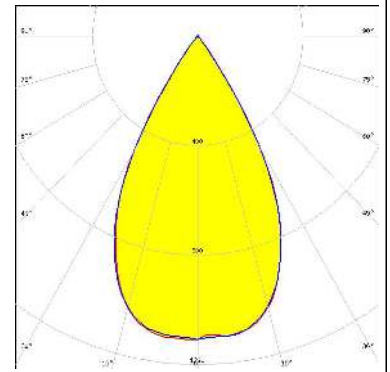
OPTICAL RESULTS (SIMULATED):

<p>CREE LEDs</p> <p>LED J Series 2835 FWHM / FWTM 58.0° / 72.0° Efficiency 87 % Peak intensity 1.2 cd/lm LEDs/each optic 4 Light colour White Required components: C16872_DAISSY-7X1-SHD</p>	
<p>SAMSUNG</p> <p>LED LM28xB Series FWHM / FWTM 50.0° / 66.0° Efficiency 92 % Peak intensity 1.6 cd/lm LEDs/each optic 2 Light colour White Required components: C18167_DAISSY-7X1-SHD-MET</p>	
<p>SAMSUNG</p> <p>LED LM28xB Series FWHM / FWTM 56.0° / 70.0° Efficiency 85 % Peak intensity 1.2 cd/lm LEDs/each optic 4 Light colour White Required components: C16872_DAISSY-7X1-SHD</p>	
<p>SAMSUNG</p> <p>LED LM28xB Series FWHM / FWTM 50.0° / 66.0° Efficiency 91 % Peak intensity 1.5 cd/lm LEDs/each optic 2 Light colour White Required components: C17533_DAISSY-7X1-SHD-MET-MATT</p>	

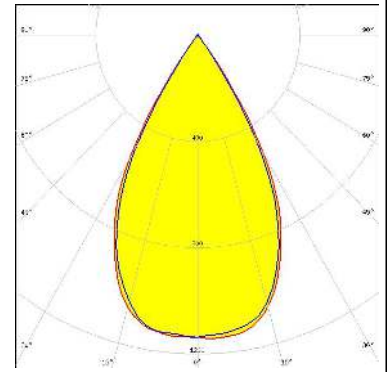
OPTICAL RESULTS (SIMULATED):

SAMSUNG

LED LM301B
FWHM / FWTM 58.0° / 72.0°
Efficiency 87 %
Peak intensity 1.1 cd/lm
LEDs/each optic 1
Light colour White
Required components:
C16872_DAISSY-7X1-SHD



LED SEOUL DC 3030C
FWHM / FWTM 57.0° / 72.0°
Efficiency 88 %
Peak intensity 1.2 cd/lm
LEDs/each optic 4
Light colour White
Required components:
C16872_DAISSY-7X1-SHD



GENERAL INFORMATION:

NOTE: The typical beam angle will be changed by different color, chip size and chip position tolerance. The typical total beam angle is the full angle measured where the luminous intensity is half of the peak value.

MATERIALS:

As part of our continuous research and improvement processes, and to ensure the best possible quality and availability of our products, LEDiL reserves the right to change material grades without notice.

PRODUCT DATA USER AGREEMENT AND DISCLAIMER:

The measured data in the provided downloadable LEDiL Product Datasheets and Mechanical 2D-Drawings is rounded and provided as reference for planning. LEDiL Oy's optical specifications have been verified by conducting performance testing of the products in accordance with the company's quality system. The reported data are averaged results of multiple measurements with typical variation. LEDiL Oy reserves the right to without prior notification make changes and improvements to its products.

LEDiL Oy assumes neither warranty, nor guarantee nor any other liability of any kind for the contents and correctness of the provided data. The provided data has been generated with highest diligence but the provided data may in reality not represent the complete possible variation range of all intrinsic parameters. Therefore, in certain cases a deviation from the provided data could occur.

LEDiL Oy reserves the right to undertake technical changes of its products without further notification which could lead to changes in the provided data. LEDiL Oy assumes no liability of any kind for the possible deviation from any provided data or any other damage resulting from the usage of the provided data.

The user agrees to this disclaimer and user agreement with the download or usage of the provided files.

LEDiL Oy

Joensuunkatu 13
FI-24240 SALO
Finland

LEDiL Inc.

228 West Page Street
Suite D
Sycamore IL 60178
USA

Ledil Optics Technology (Shenzhen) Co., Ltd.

405 , Block B
Casic Motor Building
Shenzhen 518057
P.R.CHINA

Local sales and technical support

[www.ledil.com/
where_to_buy](http://www.ledil.com/where_to_buy)

Shipping locations

Salo, Finland
Hong Kong, China

Distribution Partners

[www.ledil.com/
where_to_buy](http://www.ledil.com/where_to_buy)